

CURRICULUM

CALENDER

Yogita Dental College and Hospital, Khed

Curriculum Calendar 2023-24

Based upon the meeting Ref. No.: YDCH/2107/2242(C)/2023 the following curriculum calendar is formulated for the year 2023-24

Year	Month	Day/ Weeks	Event	
2023	August	3 rd August	Organ Donation Day	
		5 th August	Tree Plantation Drive	
		12 th August	Tribute to Tribal Freedom Fighters	
		2 nd Week	Add-on Course by department of Oral Pathology	
		15 th August	Celebration of Independence Day	
		3 rd – 4 th Week	Interdepartmental Meet / CPC	
		4 th Week	CDE Program by department of PHD	
		5 th Week	CDE Program by department of Conservative and Endodontics	
	September	5 th September	Celebration of Teacher's Day	
		10 th September	Commencement of 1 st BDS	
		2 nd Week	Add-on Course by department of Oral and Maxillofacial Surgery	
		17 th September	Celebration of Microbiology Day	
		3 rd – 4 th Week	Interdepartmental Meet / CPC	
		5 th Week	Swacchata Hi Seva Campaign	
	October	2 nd October	Celebration of Mahatma Gandhi and Ambedkar Jayanti	
		1 st Week	CDE Program by department of Orthodontics	
		15 th October	Celebration of Abdul Kalam Jayanti	
		3 rd Week	Value Added Course by department of Oral Medicine & Radiology	
		3 rd – 4 th Week	Interdepartmental Meet / CPC	
		4 th Week	1 st BDS orientation Programme & White Coat ceremony	
		5 th Week	Commencement of 1 st MDS	
		5 th Week	Value added Course by department of Conservative and Endodontics	
	November	2 nd Week	CDE Program by department of Paediatric & Preventive Dentistry	
		14 th November	Celebration of Jawaharlal Nehru Jayanti & Children's Day	
		26 th November	Celebration of Constitution Day	
		3 rd – 4 th Week	Interdepartmental Meet / CPC	
		5 th Week	Blood donation Drive	
	December	1 st Week	Mock Examination of MDS 1 st year	
		2 nd Week	Value added Course by department of Periodontology	
		3 rd Week	University Examination for 1 st MDS (As Per the date given by university)	
		4 th Week	Add-on Course by department of Oral and Maxillofacial Surgery	
		3 rd – 4 th Week	Interdepartmental Meet / CPC	
	2024	January	3 rd January	Celebration of Savitribai Phule Jayanti
			1 st Week	CDE Program by department of Orthodontics
			2 nd Week	Add-on Course by department of Conservative and Endodontics
			2 nd Week	Add-on Course by department of General Pharmacology
			12 th January	Celebration of Swami Vivekanand Jayanti
			22 nd January	Celebration of World Prosthodontics Day

	22 nd January	Celebration of Ram Mandir Moorti Sthapana
	23 rd January	Celebration of Netaji Subhas Chandra Bose Jayanti
	26 th January	Celebration of Republic Day
	30 th January	Celebration of Martyrs Day of Shaheed Diwas
	3 rd – 4 th Week	Interdepartmental Meet / CPC
February	1 st Week	Commencement of 2 nd , 3 rd , 4 th BDS
	2 nd Week	Add-on Course by department of PHD
	19 th February	Celebration of Shivaji Maharaj Jayanti
	3 rd Week	Add-on Course by department of Prosthodontics
	27 th February	Celebration of Marathi Bhasha Gaurav Din
	3 rd – 4 th Week	Interdepartmental Meet / CPC
March	8 th March	Celebration of International Women's Day
	20 th March	Celebration of World Oral Health Day
	2 nd – 3 rd Week	Value added Course by department of Paediatric & Preventive Dentistry
	3 rd – 4 th Week	Interdepartmental Meet / CPC
April	1 st – 3 rd Week	Celebration of World Health Day week
	3 rd Week	CDE Program by department of Oral and Maxillofacial Surgery
	11 th April	Celebration of Mahatma Jyotiba Phule Jayanti
	14 th April	Celebration of Babasaheb Ambedkar Jayanti
	3 rd – 4 th Week	Interdepartmental Meet / CPC
	4 th – 5 th Week	Value added Course by department of Prosthodontics
May	1 st May	Celebration of Maharashtra Day/ Labourers Day
	1 st Week	Submission of Thesis Synopsis to University by 1 st MDS
	8 th May	Celebration of Rabindranath Tagore Jayanti
	2 nd Week	Add-on Course by department of Orthodontics
	5 th Week	CDE Program by department of PHD
	31 st May	Celebration of World No Tobacco Day
	3 rd – 4 th Week	Interdepartmental Meet / CPC
June	5 th June	Celebration of World Environmental Day
	6 th June	Celebration of Shivrajya Abhishek Day
	10 th June	Celebration of MUHS Foundation Day
	14 th June	Celebration of Blood Donor Day
	21 st June	Celebration of International Yoga Day
	4 th Week	Add-on Course by department of Oral Medicine & Radiology
	3 rd – 4 th Week	Interdepartmental Meet / CPC
July	2 nd Week	LD submission by 2 nd MDS
	3 rd Week	Dissertation Submission to University by 3 rd MDS
	21 st July	Celebration of Guru Purnima
	4 th Week	Add-on Course by department of Paediatric & Preventive Dentistry
	3 rd – 4 th Week	Interdepartmental Meet / CPC

(Signature)



TIME TABLE

YOGITA DENTAL AND HOSPITAL

1ST YEAR BDS 2023-24

FRESH & REPEAT

Day & Timing	8:30	9:30	10:30	11:30	12:30	1:30	4:00
Mon		DADH	Biochemistry	Physiology			Physiology (Batch - A) Biochemistry (Batch - B)
Tue	Biochemistry	Anatomy		Physiology			Biochemistry (Batch - A) Physiology (Batch - B)
Wed	Biochemistry	Anatomy Practical		DADH			Pre-Clinical conservative (Batch - B) Pre-Clinical Prosthodontics (Batch - A)
Thu	DADH	DADH	Dental Material	Physiology			Anatomy (Batch - B) DADH (Batch - A)
Fri	Anatomy	Anatomy		DADH			Anatomy (Batch - A) DADH (Batch - B)
Sat	Anatomy		Pre-Clinical Conservative (Batch-A) Pre-Clinical Prosthodontics (Batch -B)				DADH (Batch-A) / DADH (Batch B) Anatomy (Batch B) / Anatomy (Batch A)

- A Batch: Roll No.- 1 to 50
- B Batch: Roll No.- 51 to 100



YOGITA DENTAL AND HOSPITAL

2ND YEAR BDS 2023-24

FRESH & REPEAT

Day & Timing	8:30 9:30	9:30 10:30	10:30 11:30	11:30 12:30	12:30 0 1:30	1:30 4:00
Mon	Pharmacology	Dental Material (Cons)	Dental Material (Pre-Prosthodontics) (Batch - B) Pre-Clinical Conservative (Batch - A)			Pre-Clinical Conservative (Batch - A) Pre-Clinical Prosthodontics (Batch - B)
Tue	Pharmacology	Dental Material (Prosthodontics)	Dental Material (Pre-Prosthodontics) (Batch - A) Pre-clinical Conservative (Batch - B)			Pre-Clinical Conservative (Batch - A) Pre-Clinical Prosthodontics (Batch - B)
Wed	Pharmacology	Pathology/ Microbiology	Oral Pathology	General Pathology		General Pathology
Thu	Pathology/ Microbiology	Pre-Clinical Prosthodontics (Batch - B) Dental Material (Pre-Cons) (Batch - A)				Pre-Clinical Prosthodontics (Batch - A) Pre-Clinical Cons (Batch - B)
Fri	Microbiology	Pre-Clinical Prosthodontics (Batch - A) Dental material (Pre-Cons) (Batch - B)				Microbiology (Batch - A) Pharmacology (Batch - B)
Sat	Pharmacology	Microbiology	Pharmacology (Batch - A) Microbiology (Batch - B)			Pre - Clinical Prosthodontics (Batch - A) Pre-Clinical Conservative (Batch - B)

- A Batch: Roll No.- 1 to 52
- B Batch: Roll No.- 53 to 103



YOGITA DENTAL AND HOSPITAL

3RD YEAR BDS 2023-24

FRESH & REPEAT

Day & Timing	8:30 9:30	9:30 10:30	10:30 11:30	11:30 12:30	12:30 0 1:30	1:30 4:00
Mon	Gen. Medicine (P) (B) Gen. Surgery (P) (A)	Oral Pathology	Cons	Perio		
Tue	PHD	OMDR	Ortho	Oral Pathology		
Wed	Gen. Medicine	Oral Surgery	Oral Pathology (P) (Batch - A) Orthodontics (P) (Batch - B)			
Thu	Gen. Surgery	Gen. Medicine	Gen. Medicine (P) (A) Gen. Surgery (P) (B)	Gen. Surgery (P) (A) Gen. Medicine (P) (B)		DENTAL CLINICS
Fri	Gen. Surgery	Pedodontics	Prosthodontics	Oral Pathology		
Sat	Gen. Medicine (P)(A) Gen. Surgery (P)(B)	Oral Pathology	Oral Pathology (P) (Batch - B) Orthodontics (P) (Batch - A)			

- A Batch: Roll No.- 1 to 42
- B Batch: Roll No.- 43 to 85



YOGITA DENTAL AND HOSPITAL

4TH YEAR BDS 2023-24

FRESH & REPEAT

Day & Timing	8:00 9:00	9:30 1:00	1:00 2:00	2:00 3:00	3:00 4:00
Mon	Prosthodontics	L * U * N * C * H DENTAL CLINICS	Periodontics Prosthodontics Pedodontics Orthodontics O.S Cons	Cons OMDR/Prosthodontics Public Health D Orthodontics Public Health D	Cons OMDR/Prosthodontics Public Health D Orthodontics Public Health D
Tue	Cons				
Wed	OS				
Thu	OMR				
Fri	Perio				
Sat	Pedo				



1st Internal Assessment Examination
(1st Year BDS 2023 - 24)

EXAM Time Table

THEORY

Date	Day	Time	Subject
23/01/2024	Tuesday	01:00 am to 04:00 pm	Gen. Human Anatomy
25/01/2024	Thursday	01:00 am to 04:00 pm	Gen. Human Physiology & Biochemistry
27/01/2024	Saturday	01:00 am to 04:00 pm	D.A.D.H

Principle



1st Internal Assessment Examination
(1st Year BDS 2023 – 24)
EXAM Time Table

Practical

Date	Time	Anatomy	Physiology	Biochemistry	DADH
02/02/2024	9:00am to 4:00pm	A	B	C	D
03/02/2024	9:00am to 4:00pm	B	C	D	A
04/02/2024	9:00am to 4:00pm	C	D	A	B
05/02/2024	9:00am to 4:00pm	D	A	B	C

A Batch:-01 TO 25
B Batch: - 26 TO 50
C Batch: - 51 TO 75
D Batch: - 76 TO 100

Principals



**SHIVTEJ AROGYA SEVA SANSTHA'S
YOGITA DENTAL COLLEGE & HOSPITAL, KHED.**

Regd. No. MAH./F.- 1588/ Ratnagiri

Narangi Reverside, At/Post, Tal – Khed, Dist – Ratnagiri. Tel. – 02356 – 261144

**2nd Internal Assessment Examination
(1st Year BDS 2023 – 24)**

Exam Time Table

THEORY

Date	Day	Time	Subject
30/04/2024	Tuesday	01:00 pm to 04:00 pm	Gen. Human Anatomy
02/05/2024	Thursday	01:00 pm to 04:00 pm	Gen. Human Physiology & Biochemistry
04/05/2024	Saturday	01:00 pm to 04:00 pm	D.A.D.H



Principals

SHIVTEJ AROGYA SEVA SANSTHA'S
YOGITA DENTAL COLLEGE & HOSPITAL, KHED.
Regd. No. MAH./F.- 1588/RatnagiriNarangirereverse, At/Post, Tal - Khed, Dist - Ratnagiri. Tel. - 023356 - 261144

2nd Internal Assessment Examination
(1st Year BDS 2023 - 24)
EXAM Time Table
Practical

Date	Time	Anatomy	Physiology	Biochemistry	DADH
08/05/2024	9:00am to 4:00pm	A	B	C	D
09/05/2024	9:00am to 4:00pm	B	C	D	A
10/05/2024	9:00am to 4:00pm	C	D	A	B
11/05/2024	9:00am to 4:00pm	D	A	B	C

A Batch:-01 TO 25
B Batch: - 26 TO 50
C Batch: - 51 TO 75
D Batch: - 76 TO 100



**SHIVTEJ AROGYA SEVA SANSTHA'S
YOGITA DENTAL COLLEGE & HOSPITAL, KHED.**

Regd. No. MAHL/F.- 1588/ Ratnagiri

Narangji Reverside, At/Post, Tal – Khed, Dist – Ratnagiri. Tel. – 02356 – 261144

**3rd Internal Assessment Examination
(1st Year BDS 2023 – 24)
EXAM Time Table**

THEORY

Date	Day	Time	Subject
31/08/2024	Saturday	01:00 pm to 04:00 pm	General Human Anatomy
02/09/2024	Monday	01:00 pm to 04:00 pm	Gen. Human Physiology & Biochemistry
04/09/2024	Wednesday	01:00 pm to 04:00 pm	D.A.D.H

D. A. D. H.



**SHIVTEJ AROGYA SEVA SANSTHA'S
YOGITA DENTAL COLLEGE & HOSPITAL, KHED.**

Regd. No. MAH./F.- 1588/ RatnagiriNarangireverse, At/Post, Tal - Khed, Dist - Ratnagiri. Tel. - 02356 - 261144

3rd Internal Assessment Examination

(1st Year BDS 2023 - 24)

EXAM Time Table

Practical

Date	Time	Anatomy	Physiology	Biochemistry	DADH
16/09/2024	9:00am to 4:00pm	A	B	C	D
17/09/2024	9:00am to 4:00pm	B	C	D	A
18/09/2024	9:00am to 4:00pm	C	D	A	B
19/09/2024	9:00am to 4:00pm	D	A	B	C

A Batch:-01 TO 25
B Batch: - 26 TO 50
C Batch: - 51 TO 75
D Batch: - 76 TO 100



(Signature)

**6SHIVTEJ AROGYA SEVA SANSTHA'S
YOGITA DENTAL COLLEGE & HOSPITAL, KHED.**

Regd. No. MAH./F.- 1588/ Ratnagiri

Narangji Reverside, At/Post, Tal - Khed, Dist - Ratnagiri. Tel. - 02356 - 261144

1st Internal Assessment Examination
(2nd Year BDS 2023 - 24)

EXAM Time Table

THEORY

Date	Day	Time	Subject
09/05/2024	Thursday	1:00 pm to 4:00 pm	General Pathology & Microbiology
11/05/2024	Saturday	1:00 pm to 4:00 pm	Dental Pharmacology
13/05/2024	Monday	1:00 pm to 4:00 pm	Dental Material

Principals



**SHIVTEJ AROGYA SEVA SANSTHA'S
YOGITA DENTAL COLLEGE & HOSPITAL, KHED.**

Regd. No. MAH./F.- 1588/ Ratnagiri

Narangi Reverside, At/Post, Tal - Khed, Dist - Ratnagiri. Tel. - 023356 - 261144

**1st Internal Assessment Examination
(2nd Year BDS 2023 - 24)
EXAM Time Table**

Practical

Date	Time	Patho & Micro	Pharmacology	Dental Material	Pre Clinical Prosthodontics	Pre Clinical Conservative
17/05/2024	9:00 am to 4:00 pm	A	B	C		
18/05/2024	9:00 am to 4:00 pm	B	C	A		
19/05/2024	9:00 am to 4:00 pm	C	A	B		
20/05/2024	9:00 am to 4:00 pm				A	B
21/05/2024	9:00 am to 4:00 pm				B	C
22/05/2024	9:00 am to 4:00 pm				C	A

Principle



**SHIVTEJ AROGYA SEVA SANSTHA'S
YOGITA DENTAL COLLEGE & HOSPITAL, KHED.**

Regd. No. MAH./F.- 1588/ Ratnagiri

Narangji Riverside, At/Post, Tal - Khed, Dist - Ratnagiri. Tel. - 02356 - 261144

2nd Internal Assessment Examination

(2nd Year BDS 2023 - 24)

EXAM Time Table

THEORY

Date	Day	Time	Subject
01/08/2024	Thursday	1:00 pm to 4:00 pm	General Pathology & Microbiology
03/08/2024	Saturday	1:00 pm to 4:00 pm	Dental Pharmacology
05/08/2024	Monday	1:00 pm to 4:00 pm	Dental Material



Principals

**SHIVTEJ AROGYA SEVA SANSTHA'S
YOGITA DENTAL COLLEGE & HOSPITAL, KHED.**

Regd. No. MAH./F.- 1588/ Ratnagiri

Narangri Reverside, At/Post, Tal - Khed, Dist - Ratnagiri. Tel. - 02356 - 261144

**2nd Internal Assessment Examination
(2nd Year BDS 2023 - 24)
EXAM Time Table**

Practical

Date	Time	Patho & Micro	Pharmacology	Dental Material	Pre-Clinical Prosthodontics	Pre-Clinical Conservative
10/08/2024	01:30 pm to 4:00 pm	A	B	C		
11/08/2024	01:30 pm to 4:00 pm	B	C	A		
12/08/2024	01:30 pm to 4:00 pm	C	A	B		
13/08/2024	9:00 am to 4:00 pm				A	B
14/08/2024	9:00 am to 4:00 pm				B	A



Principals

**SHIVTEJ AROGYA SEVA SANSTHA'S
YOGITA DENTAL COLLEGE & HOSPITAL, KHED.**

Regd. No. MAH./F.- 1588/ Ratnagiri

Naranggi Reverside, At/Post, Tal - Khed, Dist - Ratnagiri. Tel. - 02356 - 261144

3rd Internal Assessment Examination

(2nd Year BDS 2023 - 24)

EXAM Time Table

THEORY

Date	Day	Time	Subject
05/11/2024	Tuesday	01:00 pm to 04:00 pm	General Pathology & Microbiology
07/11/2024	Thursday	01:00 pm to 04:00 pm	Dental Pharmacology
09/11/2024	Saturday	01:00 pm to 04:00 pm	Dental Material



SHIVTEJ AROGYA SEVA SANSTHA'S
YOGITA DENTAL COLLEGE & HOSPITAL, KHED.

Regd. No. MAH./F.- 1588/ Ratnagiri

Narangji Reverside, At/Post, Tal - Khed, Dist - Ratnagiri. Tel. - 02356 - 261144

3rd Internal Assessment Examination
(2nd Year BDS 2023 - 24)
EXAM Time Table

Practical

Date	Time	Patho & Micro	Pharmacology	Dental Material	Pre Clinical Prosthodontics	Pre Clinical Conservative
13/11/2024	9:00 am to 4:00 pm	A	B	C		
14/11/2024	9:00 am to 4:00 pm	B	C	A		
15/11/2024	9:00 am to 4:00 pm	C	A	B		
16/11/2024	9:00 am to 4:00 pm				A	B
17/11/2024	9:00 am to 4:00 pm				B	C
18/11/2024	9:00 am to 4:00 pm				C	A



(Handwritten Signature)

**SHIVTEJ AROGYA SEVA SANSTHA'S
YOGITA DENTAL COLLEGE & HOSPITAL, KHED.**

Regd. No. MAH./F.- 1588/ Ratnagiri

Narangi Reverside, At/Post, Tal - Khed, Dist - Ratnagiri. Tel. - 023356 - 261144

1st Internal Assessment Examination

(3rd Year BDS 2023-24)

EXAM Time Table

THEORY

Date	Day	Time	Subject
02/05/2024	Thursday	10:00 am to 01:00pm	General Medicine
04/05/2024	Saturday	10:00 am to 01:00pm	General Surgery
06/04/2024	Monday	10:00 am to 01:00pm	Oral Pathology & Microbiology



**SHIVTEJ AROGYA SEVA SANSTHA'S
YOGITA DENTAL COLLEGE & HOSPITAL, KHED.**

Regd. No. MAH./F.- 1588/ Ratnagiri

Narangji Reverside, At/Post, Tal - Khed, Dist - Ratnagiri. Tel. - 023356 - 261144

1st Internal Assessment Examination

(3rd Year BDS 2023 - 24)

EXAM Time Table

PRACTICAL

Date	Time	Gen. Medicine	Gen. Surgery	Oral Pathology
09/04/2024	9:00 am to 4:00 pm	A	B	C
10/04/2024	9:00 am to 4:00 pm	B	C	A
11/04/2024	9:00 am to 4:00 pm	C	A	B



Principals

**SHIVTEJ AROGYA SEVA SANSTHA'S
YOGITA DENTAL COLLEGE & HOSPITAL, KHED.**

Regd. No. MAH./F.- 1588/ Ratnagiri

Narangri Riverside, At/Post, Tal - Khed, Dist - Ratnagiri. Tel. - 02356 - 261144

2nd Internal Assessment Examination

(3rd Year BDS 2023 - 24)
EXAM Time Table

THEORY

Date	Day	Time	Subject
01/08/2024	Thursday	10:00 am to 01:00 pm	General Medicine
03/08/2024	Saturday	10:00 am to 01:00 pm	General Surgery
05/08/2024	Monday	10:00 am to 01:00 pm	Oral Pathology & Microbiology

Principals



**SHIVTEJ AROGYA SEVA SANSTHA'S
YOGITA DENTAL COLLEGE & HOSPITAL, KHED.**

Regd. No. MAH./F.- 1588/ Ratnagiri
Narangli Reverside, At/Post, Tal - Khed, Dist - Ratnagiri. Tel. - 02356 - 261144

2nd Internal Assessment Examination

(3rd Year BDS 2023 - 24)

EXAM Time Table

Practical

Date	Time	Gen. Medicine	Gen. Surgery	Oral Pathology
09/08/2024	9:00 am to 12:30 pm	A	B	C
10/08/2024	9:00 am to 12:30 pm	B	C	A
11/08/2024	9:00 am to 12:30 pm	C	A	B

Principle



SHIVTEJ AROGYA SEVA SANSTHA'S
YOGITA DENTAL COLLEGE & HOSPITAL, KHED.
Regd. No. MAH./F.- 1588/ Ratnagiri
Narangi Riverside, At/Post, Tal - Khed, Dist - Ratnagiri. Tel. - 02356 - 261144

3rd Internal Assessment Examination

(3rd Year BDS 2023 - 24)
EXAM Time Table

THEORY

Date	Day	Time	Subject
05/11/2024	Tuesday	10:00 am to 01:00 pm	General Medicine
07/11/2024	Thursday	10:00 am to 01:00 pm	General Surgery
09/11/2024	Saturday	10:00 am to 01:00 pm	Oral Pathology & Microbiology

Redmond



**SHIVTEJ AROGYA SEVA SANSTHA'S
YOGITA DENTAL COLLEGE & HOSPITAL, KHED.**

Regd. No. MAH./F.- 1588/ Ratnagiri

Narangji Reverside, At/Post, Tal - Khed, Dist - Ratnagiri. Tel. - 023356 - 261144

3rd Internal Assessment Examination

(3rd Year BDS 2023 - 24)

EXAM Time Table

PRACTICAL

Date	Time	Gen. Medicine	Gen. Surgery	Oral Pathology
13/11/2024	9:00 am to 4:00 pm	A	B	C
14/11/2024	9:00 am to 4:00 pm	B	C	A
15/11/2024	9:00 am to 4:00 pm	C	A	B

Principals



SHIVTEJ AROGYA SEVA SANSTHA'S
YOGITA DENTAL COLLEGE & HOSPITAL, KHED.

Regd. No. MAH./F.- 1588/ Ratnagiri

Narangi Riverside, At/Post, Tal – Khed, Dist – Ratnagiri. Tel. – 02356 – 261144

1st Internal Assessment Examination

(4th Year BDS 2023– 24)

EXAM Time Table

THEORY

Date	Day	Time	Subject
02/05/2024	Thursday	1:00 pm to 4:00 pm	Public Health Dentistry
04/05/2024	Saturday	1:00 pm to 4:00 pm	Periodontology
06/05/2024	Monday	1:00 pm to 4:00 pm	Orthodontics
08/05/2024	Wednesday	1:00 pm to 4:00 pm	Oral Medicine & Radiology
10/05/2024	Friday	1:00 pm to 4:00 pm	Oral Maxillofacial Surgery
13/05/2024	Monday	1:00 pm to 4:00 pm	Conservative
15/05/2024	Wednesday	1:00 pm to 4:00 pm	Prosthodontics
17/05/2024	Friday	1:30 pm to 4:00 pm	Pedodontics

B. K. Khand



**SHIVTEJ AROGYA SEVA SANSTHA'S
YOGITA DENTAL COLLEGE & HOSPITAL, KHED.**

Regd. No. MAH./F.- 1588/ Ratnagiri

Narangri Riverside, At/Post, Tal - Khed, Dist - Ratnagiri. Tel. - 02356 - 261144

**1st Internal Assessment Examination
(4th Year BDS 2023- 24)**

EXAM Time Table

PRACTICAL

DATE	TIME	PHD	PERIO	ORTHO	OMR	OS	CONS	PROSTHO	PEDO
23/05/2024	8.30AM TO 4.00PM	A	B	C	D	E	F	G	H
24/05/2024	8.30AM TO 4.00PM	B	C	D	E	F	G	H	A
25/05/2024	8.30AM TO 4.00PM	C	D	E	F	G	H	A	B
26/05/2024	8.30AM TO 4.00PM	D	E	F	G	H	A	B	C
27/05/2024	8.30AM TO 4.00PM	E	F	G	H	A	B	C	D
28/05/2024	8.30AM TO 4.00PM	F	G	H	A	B	C	D	E
29/05/2024	8.30AM TO 4.00PM	G	H	A	B	C	D	E	F
30/05/2024	8.30AM TO 4.00PM	H	A	B	C	D	E	F	G





YOGITA DENTAL COLLEGE & HOSPITAL, KHED.

Regd. No. MAH./F.- 1588/ Ratnagiri

Narangri Riverside, At/Post, Tal – Khed, Dist – Ratnagiri. Tel. – 02356 – 261144

2nd Internal Assessment Examination

(4th Year BDS 2023– 24)

EXAM Time Table

THEORY

Date	Day	Time	Subject
05/08/2024	Monday	1:00 pm to 04:00 pm	Public Health Dentistry
07/08/2024	Wednesday	1:00 pm to 04:00 pm	Periodontology
09/08/2024	Friday	1:00 pm to 04:00 pm	Orthodontics
12/08/2024	Monday	1:00 pm to 04:00 pm	Oral Medicine & Radiology
14/08/2024	Wednesday	1:00 pm to 04:00 pm	Oral Maxillofacial Surgery
16/08/2024	Friday	1:00 pm to 04:00 pm	Conservative
20/08/2024	Tuesday	1:30 pm to 04:00 pm	Prosthodontics
22/08/2024	Thursday	1:00 pm to 04:00 pm	Pedodontics

B. Prasad



**SHIVTEJ AROGYA SEVA SANSTHA'S
YOGITA DENTAL COLLEGE & HOSPITAL, KHED.**

Regd. No. MAH./F.- 1588/ Ratnagiri

Narangri Riverside, At/Post, Tal – Khed, Dist – Ratnagiri. Tel. – 02356 – 261144

**2nd Internal Assessment Examination
(4th Year BDS 2023– 24)**

EXAM Time Table

PRACTICAL

DATE	TIME	PHD	PERIO	ORTHO	OMR	OS	CONS	PROSTHO	PEDO
27/08/2024	8.30AM TO 4.00PM	A	B	C	D	E	F	G	H
28/08/2024	8.30AM TO 4.00PM	B	C	D	E	F	G	H	A
29/08/2024	8.30AM TO 4.00PM	C	D	E	F	G	H	A	B
30/08/2024	8.30AM TO 4.00PM	D	E	F	G	H	A	B	C
31/08/2024	8.30AM TO 4.00PM	E	F	G	H	A	B	C	D
01/09/2024	8.30AM TO 4.00PM	F	G	H	A	B	C	D	E
02/09/2024	8.30AM TO 4.00PM	G	H	A	B	C	D	E	F
03/09/2024	8.30AM TO 4.00PM	H	A	B	C	D	E	F	G





YOGITA DENTAL COLLEGE & HOSPITAL, KHED

Regd. No. MAH./F.- 1588/ Ratnagiri
Narangi Riverside, At/Post, Tal – Khed, Dist – Ratnagiri. Tel. – 02356 – 261144

3rd Internal Assessment Examination

(4th Year BDS 2023– 24)

EXAM Time Table

THEORY

Date	Day	Time	Subject
22/10/2024	Tuesday	1:00 pm to 4:00 pm	Oral Medicine & Radiology
24/10/2024	Thursday	1:00 pm to 4:00 pm	Periodontology
26/10/2024	Saturday	1:00 pm to 4:00 pm	Orthodontics
05/11/2024	Tuesday	1:00 pm to 4:00 pm	Public Health Dentistry
07/11/2024	Thursday	1:00 pm to 4:00 pm	Oral Maxillofacial Surgery
09/11/2024	Saturday	1:00 pm to 4:00 pm	Conservative
11/11/2024	Monday	1:00 pm to 4:00 pm	Prosthodontics
13/11/2024	Wednesday	1:00 pm to 4:00 pm	Pedodontics

B. K. Khand



**SHIVTEJ AROGYA SEVA SANSTHA'S
YOGITA DENTAL COLLEGE & HOSPITAL, KHED.**

Regd. No. MAH./F.- 1588/ Ratnagiri

Narangri Riverside, At/Post, Tal – Khed, Dist – Ratnagiri. Tel. – 02356 – 261144

**3rd Internal Assessment Examination
(4th Year BDS 2023– 24)**

EXAM Time Table

PRACTICAL

DATE	TIME	PHD	PERIO	ORTHO	OMR	OS	CONS	PROSTHO	PEDO
18/11/2024	8.30AM TO 4.00PM	A	B	C	D	E	F	G	H
19/11/2024	8.30AM TO 4.00PM	B	C	D	E	F	G	H	A
20/11/2024	8.30AM TO 4.00PM	C	D	E	F	G	H	A	B
21/11/2024	8.30AM TO 4.00PM	D	E	F	G	H	A	B	C
22/11/2024	8.30AM TO 4.00PM	E	F	G	H	A	B	C	D
23/11/2024	8.30AM TO 4.00PM	F	G	H	A	B	C	D	E
25/11/2024	8.30AM TO 4.00PM	G	H	A	B	C	D	E	F
26/11/2024	8.30AM TO 4.00PM	H	A	B	C	D	E	F	G

B. K. Kulkarni



YOGITA DENTAL COLLEGE & HOSPITAL, KHED

2nd Internal Assessment Examination

(1st Year BDS 2023 – 24) Repeater Batch

EXAM Time Table

THEORY

Date	Day	Time	Subject
02/05/2024	Thursday	10:00 am To 01:00 pm	Gen. Human Anatomy
04/05/2024	Saturday	10:00 am To 01:00 pm	Gen. Human Physiology & Biochemistry
06/02/2024	Monday	10:00 am To 01:00 pm	Dental Anatomy & Dental Histology



YOGITA DENTAL COLLEGE & HOSPITAL, KHED

2nd Internal Assessment Examination

(2nd Year BDS 2023 – 24) Repeater Batch

EXAM Time Table

THEORY

Date	Day	Time	Subject
02/05/2024	Thursday	10:00 am To 01:00 pm	General Pathology & Microbiology
04/05/2024	Saturday	10:00 am To 01:00 pm	Pharmacology
06/02/2024	Monday	10:00 am To 01:00 pm	Dental Material



YOGITA DENTAL COLLEGE & HOSPITAL, KHED

2nd Internal Assessment Examination

(3rd Year BDS 2023 – 24) Repeater Batch

EXAM Time Table

THEORY

Date	Day	Time	Subject
02/05/2024	Thursday	10:00 am To 01:00 pm	General Medicine
04/05/2024	Saturday	10:00 am To 01:00 pm	General Surgery
06/02/2024	Monday	10:00 am To 01:00 pm	Oral Pathology & Microbiology



YOGITA DENTAL COLLEGE & HOSPITAL, KHED

2nd Internal Assessment Examination

(4th Year BDS 2023 – 24) Repeater Batch

EXAM Time Table

THEORY

Date	Day	Time	Subject
02/05/2024	Thursday	1:00 pm to 4:00 pm	Public Health Dentistry
03/05/2024	Friday	1:00 pm to 4:00 pm	Periodontology
04/05/2024	Saturday	1:00 pm to 4:00 pm	Orthodontics
06/05/2024	Monday	1:00 pm to 4:00 pm	Oral Medicine & Radiology
07/05/2024	Tuesday	1:00 pm to 4:00 pm	Oral Surgery
08/05/2024	Wednesday	1:00 pm to 4:00 pm	Conservative Dentistry
09/05/2024	Thursday	1:00 pm to 4:00 pm	Prosthodontics
10/05/2024	Friday	1:00 pm to 4:00 pm	Pedodontics



YOGITA DENTAL COLLEGE & HOSPITAL, KHED

3rd Internal Assessment Examination

(1st Year BDS 2023 – 24) Repeater Batch

EXAM Time Table

THEORY

Date	Day	Time	Subject
27/05/2024	Monday	10:00 am To 01:00 pm	Gen. Human Anatomy
29/05/2024	Wednesday	10:00 am To 01:00 pm	Gen. Human Physiology & Biochemistry
31/05/2024	Friday	10:00 am To 01:00 pm	DADH,



YOGITA DENTAL COLLEGE & HOSPITAL, KHED

3rd Internal Assessment Examination

(2nd Year BDS 2023 – 24) Repeater Batch

EXAM Time Table

THEORY

Date	Day	Time	Subject
27/05/2024	Monday	10:00 am To 01:00 pm	General Pathology & Microbiology
29/05/2024	Wednesday	10:00 am To 01:00 pm	Pharmacology
31/05/2024	Friday	10:00 am To 01:00 pm	Dental Material



YOGITA DENTAL COLLEGE & HOSPITAL, KHED

3rd Internal Assessment Examination

(3rd Year BDS 2023 – 24) Repeater Batch

EXAM Time Table

THEORY

Date	Day	Time	Subject
27/05/2024	Monday	10:00 am To 01:00 pm	General Medicine
29/05/2024	Wednesday	10:00 am To 01:00 pm	General Surgery
31/05/2024	Friday	10:00 am To 01:00 pm	Oral Pathology & Microbiology



YOGITA DENTAL COLLEGE & HOSPITAL, KHED

3rd Internal Assessment Examination

(4th Year BDS 2023 – 24) Repeater Batch

EXAM Time Table

THEORY

Date	Day	Time	Subject
20/05/2024	Monday	1:00 pm to 4:00 pm	Public Health Dentistry
21/05/2024	Tuesday	1:00 pm to 4:00 pm	Periodontology
22/05/2024	Wednesday	1:00 pm to 4:00 pm	Orthodontics
24/05/2024	Friday	1:00 pm to 4:00 pm	Oral Medicine & Radiology
25/05/2024	Saturday	1:00 pm to 4:00 pm	Oral Surgery
27/05/2024	Monday	1:00 pm to 4:00 pm	Conservative Dentistry
28/05/2024	Tuesday	1:00 pm to 4:00 pm	Prosthodontics
29/05/2024	Wednesday	1:00 pm to 4:00 pm	Pedodontics





MAHARASHTRA UNIVERSITY OF HEALTH SCIENCES, NASHIK

Summer - 2024 Phase - II Theory Examinations Time Table

Remaining UG, PG and University Courses University Theory Examinations



Day	Date	Time	Course	Subject	Sub. Code
FOURTH BDS (OLD)					
Sat	22-Jun-24	10.00 am to 1.00 pm	FOURTH BDS (OLD)	Prosthodontics	02401
Mon	24-Jun-24	10.00 am to 1.00 pm		Conservative Dentistry including Endodontics	02402
Wed	26-Jun-24	10.00 am to 1.00 pm		Pedodontics	02403
Fri	28-Jun-24	10.00 am to 1.00 pm		Oral and Maxillofacial Surgery	02404
Mon	01-Jul-24	10.00 am to 1.00 pm		Periodontics	02405
Wed	03-Jul-24	10.00 am to 1.00 pm		Orthodontics	02406
Fri	05-Jul-24	10.00 am to 1.00 pm		Oral Medicine and Radiology	2407
FIRST BDS (NEW)					
Sat	22-Jun-24	10.00 am to 1.00 pm	FIRST BDS (NEW)	General Human Anatomy including Embryology and Histology	02501
Mon	24-Jun-24	10.00 am to 1.00 pm		General Human Physiology and Biochemistry	02502
Wed	26-Jun-24	10.00 am to 1.00 pm		Dental Anatomy, Embryology and Oral Histology	02503
SECOND BDS (NEW)					
Sat	22-Jun-24	2.00 pm to 5.00 pm	SECOND BDS (NEW)	General Pathology & Microbiology	02601
Mon	24-Jun-24	2.00 pm to 5.00 pm		General and Dental Pharmacology & Therapeutics	02602
Wed	26-Jun-24	2.00 pm to 5.00 pm		Dental Materials (Prosthodontics and Conservative Dentistry)	02603
THIRD BDS (NEW)					
Sat	22-Jun-24	2.00 pm to 5.00 pm	THIRD BDS (NEW)	General Medicine	02701
Mon	24-Jun-24	2.00 pm to 5.00 pm		General Surgery	02702
Wed	26-Jun-24	2.00 pm to 5.00 pm		Oral Pathology and Oral Microbiology	02703
FOURTH BDS (NEW)					
Sat	22-Jun-24	10.00 am to 1.00 pm	FOURTH BDS (NEW)	Public Health Dentistry	02801
Mon	24-Jun-24	10.00 am to 1.00 pm		Periodontology	02802
Wed	26-Jun-24	10.00 am to 1.00 pm		Orthodontics and Dentofacial Orthopaedics	02803
Fri	28-Jun-24	10.00 am to 1.00 pm		Oral Medicine and Radiology	02804
Mon	01-Jul-24	10.00 am to 1.00 pm		Oral and Maxillofacial Surgery	02805
Wed	03-Jul-24	10.00 am to 1.00 pm		Conservative and Endodontics	02806
Fri	05-Jul-24	10.00 am to 1.00 pm		Prosthodontics and Crown & Bridge	02807
Mon	08-Jul-24	10.00 am to 1.00 pm		Paediatric and Preventive Dentistry	02808



MAHARASHTRA UNIVERSITY OF HEALTH SCIENCES, NASHIK
Summer - 2024 Phase - II Theory Examinations Time Table
Remaining UG, PG and University Courses University Theory Examinations



Day	Date	Time	Course	Subject	Sub. Code
FOURTH BDS (NEW) PART-I					
Sat	22-Jun-24	10.00 am to 1.00 pm	FOURTH BDS (NEW) PART-I	Public Health Dentistry	02801
Mon	24-Jun-24	10.00 am to 1.00 pm		Periodontology	02802
Wed	26-Jun-24	10.00 am to 1.00 pm		Orthodontics and Dentofacial Orthopaedics	02803
Fri	28-Jun-24	10.00 am to 1.00 pm		Oral Medicine and Radiology	02804
FOURTH BDS (NEW) PART-II					
Mon	01-Jul-24	10.00 am to 1.00 pm	FOURTH BDS (NEW) PART-II	Oral and Maxillofacial Surgery	02805
Wed	03-Jul-24	10.00 am to 1.00 pm		Conservative Dentistry and Endodontics	02806
Fri	05-Jul-24	10.00 am to 1.00 pm		Prosthodontics and Crown & Bridge	02807
Mon	08-Jul-24	10.00 am to 1.00 pm		Paediatric and Preventive Dentistry	02808



MAHARASHTRA UNIVERSITY OF HEALTH SCIENCES, NASHIK

Winter - 2023 Phase - III Theory Examinations Time Table

All Other Remaining UG, PG University Theory Examinations



Day	Date	Time	Course	Subject	Sub. Code
FIRST BDS (NEW)					
Tue	16-Jan-24	10:00 am to 01:00 pm	FIRST BDS (NEW)	General Human Anatomy including Embryology and Histology	02501
Thu	18-Jan-24	10:00 am to 01:00 pm		General Human Physiology and Biochemistry	02502
Sat	20-Jan-24	10:00 am to 01:00 pm		Dental Anatomy, Embryology and Oral Histology	02503

CURRICULUM

PLANNING

**Curriculum Planning and
Implementation**

DEPARTMENT OF PERIODONTOLOGY

BDS IIIrd Year (AUGUST 2023- JULY2024)

THEORY CLASSES SCHEDULE

Sl.no	Topic	Name of the staff
1.	The Historical Background of Periodontology	Dr. Babita Pawar
2.	Anatomy, Structure, and Function of the Periodontium	Dr. Prashanth Shetty
	- Gingiva	Dr. Kamlesh Talesara
	- Periodontal ligament	Dr. Sidharth Joshi
	- Cementum	Dr. Omkar Bagade
	- Alveolar bone	Dr. Deepika Masurkar
3.	Aging and periodontium	
4.	Classification of Diseases and Conditions Affecting the Periodontium	
5.	Defense Mechanisms of the Gingiva	
6.	Biofilm and Periodontal Microbiology	
7.	The Role of Dental Calculus and Other Local Predisposing Factors	

B. Pawar

HOD
Department Of Periodontics
Yogita Dental College &
Hospital, Khed

8.	Periodontal Disease Pathogenesis
9.	Breath malodour
10.	Mechanical plaque control
11.	Chemical plaque control
12.	Periodontal instruments and instrumentation
13.	Genetics of Periodontal Disease Risk and Treatment
14.	Smoking and periodontal disease
15.	Influence of Systemic Conditions on periodontal disease
16.	Impact of Periodontal Infection on Systemic Health
17.	Gingival Inflammation
18.	Clinical Features of Gingivitis
19.	Gingival Enlargement and its treatment
20.	Acute Gingival Infections and its treatment
21.	Gingival Disease in Childhood
22.	Desquamative Gingivitis

Byanor

**HOD
Department Of Periodontics
Yogita Dental College &
Hospital, Khed**

Third year Practical schedule

No. of days of posting (30 DAYS)	BDS Year (I/II/III/IV)	Discussions topics	Practical demo given on which procedure and type of exercises done by students	Name of the staff
First posting (15 days)	IIIrd BDS	<ul style="list-style-type: none"> • Classification of periodontal instruments • General principles of instrumentation • Chair positions • Hand scaling • Mechanical plaque control • chemical plaque control • End posting exam 	<ul style="list-style-type: none"> • Demonstration of principles of instrumentation(model) • Demonstration of Chair positions (Typhodont) • Demonstration of hand scaling on patient • Demonstration on model 	<p>Dr. Babita Pawar</p> <p>Dr. Prashanth Shetty</p> <p>Dr. Kamlesh Talesara</p> <p>Dr. Sidharth Joshi</p> <p>Dr. Omkar Bagade</p> <p>Dr. Deepika Masurkar</p>
Second posting (15 days)		<ul style="list-style-type: none"> • Case history discussion • Communication skills • Journal assignment check • Pedagogi (talk) • End posting exam 	<ul style="list-style-type: none"> • Demonstration of How to record case history 	<p>Dr. Babita Pawar</p> <p>Dr. Prashanth Shetty</p> <p>Dr. Kamlesh Talesara</p> <p>Dr. Sidharth Joshi</p> <p>Dr. Omkar Bagade</p> <p>Dr. Deepika Masurkar</p>

Bpawar

**HOD
Department Of Periodontics
Yogita Dental College &
Hospital, Khed**

+Curriculum Planning and Implementation

DEPARTMENT OF PERIODONTOLOGY

BDS IVth Year (AUGUST 2023- JULY 2024)

THEORY CLASSES SCHEDULE

Sl.no	Topic	Name of the staff
1.	Periodontal pocket	Dr. Babita Pawar
2.	Bone Loss and Patterns of Bone Destruction	Dr. Prashanth Shetty
3.	Periodontal Response to External Forces	Dr. Kamlesh Talesara
4.	Occlusal Evaluation and Therapy	Dr. Sidharth Joshi
5.	Chronic Periodontitis and Necrotizing ulcerative periodontitis	Dr. Omkar Bagade
6.	Aggressive Periodontitis and its treatment	Dr. Deepika Masurkar
7.	Atypical forms of Periodontitis and its treatment	
8.	Abscesses of periodontium and its treatment	

B. Pawar

HOD

Department Of Periodontics
Yogita Dental College &
Hospital, Khed

9.	Periodontal Examination and Diagnosis	
10.	Radiographic Aids in the Diagnosis of Periodontal Diseases	
11.	Clinical Risk Assessment	
12.	Determination of Prognosis	
13.	Treatment Planning and Rationale for Periodontal Treatment	
14.	Phase I Periodontal Therapy	
15.	Scaling and Root Planing Sonic and Ultrasonic Instrumentation and Irrigation	
17.	Systemic Anti-infective Therapy for Periodontal Diseases	
18.	Locally Delivered, Controlled-Release Antimicrobials	
19.	Host Modulation therapy	

20.	Diagnosis and Management of Endodontic-Periodontic Lesions	
21.	Adjunctive Role of Orthodontic Therapy	
22.	Periodontal-Restorative Interrelationships	
23.	Periodontal Treatment of Medically Compromised Patients	
24.	Periodontal Therapy in the Female Patient	
25.	Periodontal Treatment for Older Adults	
26.	Pathology and Management of Periodontal Problems in Patients with Human Immunodeficiency Virus Infection	
27.	Phase II Periodontal Therapy	
28.	General Principles of Periodontal Surgery	

29.	Gingival surgical techniques	
30.	Principles of Periodontal Surgery for Pocket Reduction	
31.	Furcation: Involvement and Treatment	
32.	Resective Osseous Surgery	
33.	Periodontal Regeneration and Reconstructive Surgery	
34.	Periodontal Plastic and Esthetic Surgery	
35.	Periodontal Microsurgery	
36.	Lasers in periodontal and peri-implant therapy	
37.	Supportive Care and Results of Periodontal Treatment	
38.	Biological aspects of implant	
39.	Diagnosis and Treatment Plan for Implant patient	

40.	Basic Implant Surgical Procedures	
41.	Implant-Related Complications and Failures	
42.	Supportive Care and Results of Implant Treatment	

Total of 51 hours engaged for theory lectures and rest of the classes in the academic year will be engaged either by revision test or surprise tests.

Bhanwar

**HOD
Department Of Periodontics
Yogita Dental College &
Hospital, Khed**

Curriculum Planning and Implementation

DEPARTMENT OF PERIODONTOLOGY

BDS IVth Year (AUGUST 2023- JULY 2024)

PRACTICALS SCHEDULE

No. of days of posting (30 DAYS)	BDS Year (IV)	Discussions topics	Practical demo given on which procedure and type of exercises done by students	Name of the staff
First Posting (15 days)	IVth BDS	<ul style="list-style-type: none">• Revision of Classification of periodontal instruments• Revision of General principles of instrumentation• Revision of Case history discussion• Communication skills• Presentation of Case history• Journal assignment check• Discussions and assignments on second internal topics• Ist internal assessment practical exam	<ul style="list-style-type: none">• Demonstration of hand scaling• Demonstration of tooth brushing technique• Demonstration of How to record case history	Dr. Babita Pawar Dr. Prashanth Shetty Dr. Kamlesh Talesara Dr. Sidharth Joshi Dr. Omkar Bagade Dr. Deepika Masurkar

B. Pawar

<p>Second posting (15 days)</p>	<p>IVth BDS</p>	<ul style="list-style-type: none"> • Pedagogi • Communication skills • Presentation of Case history • 2nd internal assessment practical exam • Journal assignment check • Discussions and assignments on second internal topics • 3rd internal assessment practical exam 	<ul style="list-style-type: none"> • Demonstration of hand scaling • Demonstration of tooth brushing technique • Demonstration of How to record case history 	<p>Dr. Babita Pawar</p> <p>Dr. Prashanth Shetty</p> <p>Dr. Kamlesh Talesara</p> <p>Dr. Sidharth Joshi</p> <p>Dr. Omkar Bagade</p> <p>Dr. Deepika Masurkar</p>
--	-----------------	---	---	---

Bhaner

HOD
Department Of Periodontics
Yogita Dental College &
Hospital, Khed

Curriculum Planning and Implementation

DEPARTMENT OF PERIODONTOLOGY

PG Curriculum 2023-2024 (I, II & III MDS)

S.NO	Year Wise	ACTIVITIES WORKS TO BE DONE
1.	I MDS Dr. Kamlesh Talesara Dr. Sidharth Joshi	Orientation to the PG program Pre-clinical work (4 months) a. Dental 1. Practice of incisions and suturing techniques on the tyodont models. 2. Fabrication of bite guards and splints. 3. Occlusal adjustment on the casts mounted on the articulator 4. X-ray techniques and interpretation. 5. Local anaesthetic techniques. 6. Identification of Common Periodontal Instruments. 7. To learn science of Periodontal Instruments maintenance (Sharpening , Sterilization and Storage) 8. Concept of Biological width a. Tyodont Exercise (i) Class II Filling with Band and Wedge Application (ii) Crown cuttings b. Medical 1. Basic diagnostic microbiology and immunology, collection and handling of sample and culture techniques. 2. Introduction to genetics, bioinformatics. 3. Basic understanding of cell biology and immunological diseases. Clinical work 1. Applied periodontal indices 10 cases 2. Scaling and root planning:- with Proper written history a. Manual 20 Cases b. Ultrasonic 20 Cases 3. Observation / assessment of all periodontal procedures including implants
2.	I MDS Dr. Kamlesh Talesara Dr. Sidharth Joshi	1. Interpretation of various bio-chemical investigations. 2. Practical training and handling medical emergencies and basic life support devices. 3. Basic biostatistics – Surveying and data analysis. Clinical


HOD
Department Of Periodontics
Yogita Dental College &
Hospital, Khed

		<ol style="list-style-type: none"> 1. Case history and treatment planning 10 cases 2. Root planning 50 cases 3. Observation / assessment of all periodontal procedures including implant. 4. Selection of topic for Library dissertation and submission of Dissertation Synopsis.
3.	<p style="text-align: center;">I MDS</p> <p style="text-align: center;">Dr. Kamlesh Talesara</p> <p style="text-align: center;">Dr. Sidharth Joshi</p>	<p>Minor surgical cases 20 cases</p> <ol style="list-style-type: none"> (i) Gingival Depigmentation 3 Cases (ii) Gingival Curettage no limits (iii) ENAP 1 Case (iv) Gingivectomy/ Gingivoplasty 5 cases (v) Operculectomy 3 cases <p>Poster Presentation at the Speciality conference</p>
4.	<p style="text-align: center;">II MDS</p> <p style="text-align: center;">Dr. Babita Pawar</p> <p style="text-align: center;">Dr. Prashanth Shetty</p> <p style="text-align: center;">Dr. Kamlesh Talesara</p> <p style="text-align: center;">Dr. Sidharth Joshi</p>	<p>Clinical work</p> <ol style="list-style-type: none"> 1. Case history and treatment planning 10 cases 2. Occlusal adjustments 10 cases 3. Perio splints 10 cases 4. Local drug delivery techniques 5 cases 5. Screening cases for dissertation
5.	<p style="text-align: center;">II MDS</p> <p style="text-align: center;">Dr. Babita Pawar</p> <p style="text-align: center;">Dr. Prashanth Shetty</p> <p style="text-align: center;">Dr. Kamlesh Talesara</p> <p style="text-align: center;">Dr. Sidharth Joshi</p>	<ol style="list-style-type: none"> 1. Periodontal surgical procedures. <ol style="list-style-type: none"> a. Basic flap procedures 20 cases 2. Periodontal plastic and esthetic 10 cases <ol style="list-style-type: none"> a. Increasing width of attached gingival 5 cases b. Root coverage procedures / Papilla Preservation and Reconstruction 5 cases c. Crown lengthening procedures 5 cases d. Frenectomy 5 cases e. Vestibuloplasty 5 cases 3. Furcation treatment (Hemisection, Rootsection, Tunelling) 5 cases 4. Surgical closure of diastema. 2 cases
6.	<p style="text-align: center;">III MDS</p> <p style="text-align: center;">Dr. Babita Pawar</p> <p style="text-align: center;">Dr. Prashanth Shetty</p> <p style="text-align: center;">Dr. Kamlesh Talesara</p> <p style="text-align: center;">Dr. Sidharth Joshi</p>	<ol style="list-style-type: none"> 1. Ridge augmentation procedures 5 cases 2. Implants Placements and monitoring 5 cases 3. Sinus lift procedures 2 cases 4. Case selection, preparation and investigation of implants. 5. Interdisciplinary Periodontics 2 each <ol style="list-style-type: none"> (i) Ortho – Perio (ii) Endo – Perio (iii) Restorative Perio (iv) Preprosthetic (v) Crown Prep


HOD
Department Of Periodontics
Yogita Dental College &
Hospital, Khed

		6. Osseous Surgery 2 each (i) Resective (ii) Regenerative 7. Scientific paper/ poster presentation at the conference
7.	III MDS Dr. Babita Pawar Dr. Prashanth Shetty Dr. Kamlesh Talesara Dr. Sidharth Joshi	Clinical work 1. Flap surgeries & regenerative techniques 25 cases (using various grafts & barrier membranes) 2. Assistance / observation of advanced surgical procedure 5 each 3. Micro Surgery 5 each 4. Record maintenance & follow-up of all treated cases including implants. 5. Submission of dissertation – 6 months before completion of III year. 6. Scientific paper presentation at conferences.
8.	III MDS Dr. Babita Pawar Dr. Prashanth Shetty Dr. Kamlesh Talesara Dr. Sidharth Joshi	1. Refining of surgical skills. 2. Publication of an article in a scientific journal. 3. Preparation for final exams.
9.	III MDS Dr. Babita Pawar Dr. Prashanth Shetty Dr. Kamlesh Talesara Dr. Sidharth Joshi	1. Preparation for final exams. 2. University exam


HOD
Department Of Periodontics
Yogita Dental College &
Hospital, Khed

SEMINAR DAYS

Monday	Dr.Khushee
Tuesday	Dr.Vaishnavi
Wednesday	Dr.Pratiksha
Thursday	Dr.Shivani
Friday	Dr.Yogita
Saturday	Dr.Neha

Ropmwr
HOD
Department Of Periodontics
Yogita Dental College &
Hospital, Khed

OPD DAYS

Monday	Dr.Shivani Dr.Pratiksha Dr.Neha
Tuesday	Dr.Vaishnavi Dr.Yogita Dr.Khushee
Wednesday	Dr.Shivani Dr.Pratiksha Dr.Neha
Thursday	Dr.Vaishnavi Dr.Yogita Dr.Khushee
Friday	Dr.Shivani Dr.Pratiksha Dr.Neha
Saturday	Dr.Vaishnavi Dr.Yogita Dr.Khushee

Pratiksha

HOD

Department Of Periodontics
Yogita Dental College &
Hospital, Kheri

Shivtej Arogya Seva Sanstha's

Yogita Dental College and Hospital, Khed

Department of Pediatric and Preventive Dentistry

Curriculum Planning for Practical's: 2023-24

3rd year BDS

No. of days of posting (30 days)	Discussion topics	Practical demonstration and preclinical curriculum	Staff in charge
1 st posting 15 days	<ul style="list-style-type: none">• Case history, diagnosis and treatment plan.• Sterilization and disinfection• Morphological difference between primary and permanent teeth.• Chronology of primary and permanent teeth.	<ul style="list-style-type: none">• Discussion & Demonstration of primary tooth carving, & case history recording.	Dr. Jigar Yadav Dr. Sandeep Sidral Dr. Prerna Barge Dr. Pooja Jadhav Dr. Satish Kumar Sinha
2 nd posting 15 days	<ul style="list-style-type: none">• ART & PRR• Radiographic techniques.• Restorative techniques in primary teeth.	<ul style="list-style-type: none">• Discussion and Demonstration of cavity preparation.	



Head of Department

H O D.

Dept. of PEDIATRIC & PREVENTIVE DENTISTRY,
Yogita Dental College & Hospital,
Khed, Ratnagiri.

Shivtej Arogya Seva Sanstha's

Yogita Dental College and Hospital, Khed

Department of Pediatric and Preventive Dentistry

Curriculum Planning for Theory: 2023-24

4th year BDS

Sr. No.	Topics	Staff in-charge
1	ECC & Rampant Caries	Dr. Rashmi Jayanna Dr. Swapnil Mhatre Dr. Priyanka Razdan Dr. Jigar Yadhav Dr. Sandeep Sidral Dr. Prerna Barge
2	Paediatric Endodontics	
3	Traumatic dental injuries	
4	Crowns in pediatric dentistry	
5	Space maintenance	
6	Oral Habits	
7	Child Psychology	
8	Crowns in pediatric dentistry	
9	Space maintenance- Space Maintainer	
10	Space Regainers	
11	Interceptive orthodontics	
12	Child psychology	
13	Non-Pharmacological behaviour management	
14	pharmacological behaviour management	
15	Management of Special Children	
16	MID	
17	Fluorides	
18	Medical emergencies in pediatric dentistry	



Head of Department

H. O. D.
Dept. of PEDIATRIC & PREVENTIVE DENTISTRY,
Yogita Dental College and Hospital,
Khed, Maharashtra.

Shivtej Arogya Seva Sanstha's

Yogita Dental College and Hospital, Khed

Department of Pediatric and Preventive Dentistry

Curriculum Planning for Theory: 2023-24

3rd year BDS

Sr. No.	Topics	Staff in-charge
1	Introduction to Pediatric Dentistry, Setting up of pediatric dental clinic & 1 st Dental Visit	Dr. Priyanka Razdan Dr. Jigar Yadhav Dr. Sandeep Sidral Dr. Prerna Barge
2	Teeth Identification and Numbering system	
3	Prenatal, postnatal Growth & development of head and face and Tooth	
4	Tooth eruption, Teething and shedding	
5	Development of occlusion	
6	Gingiva and Periodontal diseased	
7	Plaque & Plaque control measures	
8	Radiographic techniques in children	
9	Pediatric Operative Dentistry and Restorative material in Pediatric dentistry	
10	Pit and Fissure sealants, ART, PRR	
11	Diet and nutrition	
12	Dental cariology	
13	Local anesthesia & Pediatric exodontia	
14	Commonly used drugs in Pediatric dentistry	
15	Child abuse and neglect	



Head of Department

H. O. D.

Dept. of PEDIATRIC & PREVENTIVE DENTISTRY,
Yogita Dental College & Hospital,
Khed, Ratnagiri

YOGITA DENTAL COLLEGE AND HOSPITAL

Department of Pediatric and Preventive Dentistry

Curriculum Planning of MDS (2023-24)

INCHARGE-

Dr. Rashmi Jayanna

Dr. Swapnil Mhatre

Dr. Priyanka Razdan

Curriculum Planning of 1st Year MDS

Year – 1 st MDS Part -1 1-6 month	Class Activity	Study Topics	Exercises	Test
	Orientation Program	Selection of LD Topics	Pre-Clinical work (Details attached)	Pre-Clinical Assessment Test
	Research Methodology	Selection of Main Dissertation Topic		Viva Skill Test
	Basic Science Lectures	Pilot Study and Synopsis		Basic Science Theory Test
	Seminars Journal Clubs			
Report should be submitted at the end of this session				
Year – 1 st MDS Part -1 7-12 month	Basic Science Lectures	Seminars Journal Club	Clinical Patients (details attached)	Clinical Assessment Test
	IDM	Clinical Case Presentations		Viva Skill Test
	UG Teaching	Conference Presentation and Attendance		Basic Science Theory Test
Report should be submitted at the end of this session				

Shivtej Arogya Seva Sanstha's

Yogita Dental College and Hospital, Khed

Department of Pediatric and Preventive Dentistry

Curriculum Planning for Practical's: 2023-24

4th year BDS

No. of days of posting (30 days)	Discussion topics	Practical demonstration and preclinical curriculum	Staff in charge
1 st posting 15 days	<ul style="list-style-type: none">• Case history, diagnosis and treatment plan.• Behavior management• Principles of cavity preparation.• Fluorides• Pit and fissure sealants• Child Psychology	<ul style="list-style-type: none">• Discussion and Demonstration of Case history.• Completion of 10 case history records.• Demonstration of Behavior management techniques.• Discussion and Demonstration of restorative materials.• Oral prophylaxis• Topical fluoride application.• School oral health screening camps.	Dr. Rashmi Jayanna Dr. Swapnil Mhatre Dr. Priyanka Razdan Dr. Jigar Yadav Dr. Sandeep Sidral Dr. Purna Barge
2 nd posting 15 days	<ul style="list-style-type: none">• LA• Pulp therapies• Extraction• Space maintainers• Drugs in Pediatric Dentistry	<ul style="list-style-type: none">• Demonstration of Pediatric exodontia and nerve blocks.• School oral health Screening camps.• Journal completion and assignments.	


Head of Department

H. O. D.
Dept. of PEDIATRIC & PREVENTIVE DENTISTRY,
Yogita Dental College & Hospital,
Khed, Rainagiri

Details of 1st Year MDS Curriculum: Pre-Clinical and Clinical Exercises-

1) Pre-Clinical Work – Pediatric and Preventive Dentistry:(1-6 months)

1. Carving of all deciduous teeth
2. Basic wire bending exercises (clasps, bows, retractors, springs,etc)
3. Basics for spot welding exercises
4. Fabrication of
 - a. Maxillary bite plane/ Hawlays
 - b. Maxillary expansion screw appliance
 - c. Canine retractor appliance
 - d. All habit breaking appliance
 - removable type
 - fixed type
 - partially fixed and removable
 - e. Myofunctional appliances
 - Twin block
 - Activator
 - Lip bumper
 - oral screen
 - f. Making of inclined plane appliance
 - g. Feeding appliance
5. Basic soldering exercises- making of lamppost of stainless steel wire pieces of different gauge soldered on either side of heavy gauge main post
6. Fabrication of space maintainers
 - a. Removable type
 - Unilateral Non –Functional space maintainer
 - Bilateral Non-Functional space maintainer
 - b. Space regainer
 - Gerber or Opencoil space regainer
 - c. Fixed Space maintainers
 - Band & loop space maintainer
 - Transpalatal arch space maintainer
 - Nance Palatal holding arch
 - Distal shoe appliance
7. Basics for spot welding exercise
8. Phantom Head Exercises: Performing ideal cavity preparation for various

restorative materials for both Deciduous and permanent teeth Class I II III IV V
MOD

9. a. Performing pulpotomy, root canal treatment
b. Tooth preparation and fabrication of various type of restorations on fractured anterior teeth.
c. Preparation of teeth for various types of crowns
d. Bonding & banding exercise
10. Computation of "
 - a. Caries index and performing various caries activity tests.
 - b. Oral Hygiene Index
 - c. Fluorosis Index
11. Surgical exercise
 - a. Fabrication of splints
 - b. Type of Wiring
 - c. Suturing
12. a. Taking of periapical, occlusal, bitewing radiographs of children
b. Tracing of soft tissue dental and skeletal landmarks as observed on Cephalometric radiographs and drawing of various planes and angles, further interpretation of Cephalometric radiographs.
c. Mixed dentition cast analysis

2)Clinical Work: (7 – 12 Months)

1. Behavior Management of different age groups- 2
2. Detailed Case evaluation with complete records, treatment planning and presentation of cases with chair- 2
3. Step-by-step chair side preventive dentistry scheduled for high risk children with- 1
4. Practical application of Preventive dentistry concepts in a class of 35-50 - 1
5. a) Pediatric Restorative Dentistry with application of recent concepts.
 - (I) GIC- 20
 - (II) Composite- 10
 - (III) Other Restorations- 10
- b) Management of traumatized anterior teeth- 4
- c) Pediatric endodontics
Deciduous teeth

Pulpotomy/ pulpectomy- 30

RCT in permanent teeth

Incisor- 2

Molar- 2

Apexification, apexogenesis- 2

6. Stainless Steel Crowns- 10

7. Other crown(zircona/strip)- 1

8. Fixed and Removable- 8
Space Maintainers
Habit breaking appliances

9. Functional appliances- 1

10. Preventive measures like PFS and diet counselling- 8

11. School dental health program- 1

12. Camps- 1

13. Library usage

14. Laboratory usage

15. Continuing dental health

Presentation of:

- Seminars – 5 seminars by each student
- Journal clubs – 5 by each student
- Submission of synopsis at the end of 6 months
- Library assignment work
- Internal assessment - theory.

Details of 2nd Year MDS Curriculum:

Year – 2 nd MDS 13-24 months	Class Activity	Study Topics	Exercises	Test
	Seminars	Study Related to Dissertation	Clinical Patients (details attached)	Clinical Assessment Test
	Journal Clubs	Short Studies	Publications	Viva Skill Test
	IDM	Clinical Case Presentations	Advance Workshops (Hands on courses)	Theory Test
	UG Teaching	Conference Poster Presentation and Attendance	Value added and add on courses	
Report should be submitted at the end of this session				

Details of 2nd Year MDS Curriculum: Clinical Exercises:

1. Behavior Management of different age groups- 10
2. Detailed Case evaluation with complete records, treatment planning and presentation of cases with chair- 10
3. Step-by-step chair side preventive dentistry scheduled for high risk children with- 5
4. Practical application of Preventive dentistry concepts in a class of 35-50 -4
5. a) Pediatric Restorative Dentistry with application of recent concepts.
 - (I) GIC- 20
 - (II) Composite- 20
 - (III) Other Restorations- 20
- b) Management of traumatized anterior teeth- 6
- c) Pediatric endodontics
 - Deciduous teeth
 - Pulpotomy/ pulpectomy- 60

RCT in permanent teeth

Incisor- 8, Molar- 10

Apexification, apexogenesis- 5

6. Stainless Steel Crowns- 20

7. Other crown(zircona/strip)- 2

8. Fixed and Removable- 12
Space Maintainers
Habit breaking appliances

9. Functional appliances- 2

10. Preventive measures like PFS and diet counselling- 8

11. Cases done under General Anesthesia / Conscious sedation - 5

12. Treatment of the special child- 2

13. School dental health program- 1

14. Camps- 1

15. Library usage

16. Laboratory usage

17. Continuing dental health

Presentation of:

- Under graduate teaching program as allotted by the HOD
- Seminars – 5 by each student
- Journal club – 5 by each student
- Dissertation work
- Prepare scientific paper / poster and present in conference and clinical meeting
- Library assignment to be submitted 18 months after starting of the course
- Internal assessment – theory and clinical

Details of 3rd Year MDS Curriculum:

Year – 3rd MDS 25-36 months	Class	Study Topics	Exercises	Test
	Seminars	Dissertation and LD Submission	Clinical Patients (details attached)	Clinical Assessment Test
	Journal Clubs	Short Studies	Publications	Viva Skill Test
	IDM	Clinical Case Presentations	Advance Workshops(Hands on courses)	Theory Test
	UG Teaching		Value added and add on courses	
Report should be submitted at the end of this session				

Details of 3rd Year MDS Curriculum :

Dissertation work to be submitted 6 months before final examination.

Clinical work

1. Behavior Management of different age groups- 5
2. Detailed Case-evaluation with complete records, treatment planning and presentation of cases with chair- 5
3. Step-by-step chair side preventive dentistry scheduled for high risk children with-5
4. Practical application of Preventive dentistry concepts in a class of 35-50 - 2
5. a) Pediatric Restorative Dentistry with application of recent concepts.
 - (I) GIC- 10
 - (II) Composite- 20
 - (III) Other Restorations- 20
- b) Management of traumatized anterior teeth- 5
- c) Pediatric endodontics

Deciduous teeth

Pulpotomy/ pulpectomy- 30

RCT in permanent teeth

Incisor- 5

Molar- 8

Apexification, apexogenesis- 3

6. Stainless Steel Crowns- 20

7. Other crown(zirconia/strip)- 2

8. Fixed and Removable- 10
Space Maintainers
Habit breaking appliances

9. Functional appliances- 2

10. Preventive measures like PFS and diet counselling- 4

11. Cases done under General Anesthesia / Conscious sedation - 5

12. Treatment of the special child- 3

13. School dental health program- 1

14. Camps- 1

15. Library usage

16. Laboratory usage

17. Continuing dental health

Presentation of:

- Seminars – 5 by each student
- Journal club – 5 by each student
- Under graduate teaching program as allotted by the HOD
- Internal assessment – theory and clinical



H. O. D.
Dept. of PEDIATRIC & PREVENTIVE DENTISTRY,
Yogita Dental College & Hospital,
Khad, Ratnagiri.

Dept. OF CONSERVATIVE DENTISTRY

BDS I YEAR SUMMER BATCH (2023-2024)

THEORY CLASSES SCHEDULE

SR. NO.	Name of the topic	Name of the STAFF Incharge
1	Introduction To Operative Dentistry.	Dr. Shirin Kshirsagar
2	Nomenclature & Anatomy OF TOOTH	
3	DENTAL CARIES	
4	DIAGNOSIS OF DENTAL CARIES	
5	Fundamentals of cavity Preparation	
6	CHAIR POSITION DURING RESTORATIVE PROCEDURES	
7	Instrument Formula & Design	
8	HAND INSTRUMENTS USED IN OPERATIVE DENTISTRY	
9	ROTARY AND ENGINE DRIVEN INSTRUMENTS USED IN OPERATIVE DENTISTRY	
10	DENTAL BURS	



H. O. D.

Dept. of CONSERVATIVE DENTISTRY
Yogita Dental College & Hospital
Khed, Ratnagiri.

DEPARTMENT OF CONSERVATIVE DENTISTRY AND ENDODONTICS
CURRICULUM PLANNING AND IMPLEMENTATION (2023-24)
BDS II YEAR – BATCH
THEORY CLASSES

SERIAL NUMBER	NAME OF TOPIC	NAME OF STAFF INCHARGE
1	FUNDAMENTALS OF CAVITY PREPARATION	DR.SIDDHESH BANDEKAR
2	AMALGAM	
3	INSTRUMENT USED IN OPERATIVE DENTISTRY	
4	DENTAL CEMENT	
5	THE DENTAL CARIES	
6	DIRECT FILLING GOLD	
7	CONTACTS AND CONTOURS	
8	MATRICES	
9	TARNISH AND CORROSION	
10	WEDGING TECHNIQUES	
11	DENTINE BONDING AGENTS	
12	COMPOSITE	


H. O. D.
Dept. of CONSERVATIVE DENTISTRY
Yogita Dental College & Hospital
Khed, Ratnagiri.

DEPARTMENT OF CONSERVATIVE DENTISTRY AND ENDODONTICS
CURRICULUM PLANNING AND IMPLEMENTATION(2023-24)
BDS III YEAR – BATCH
THEAORY CLASSES

SERIAL NUMBER	NAME OF THE TOPIC	NAME OF THE STAFF INCHARGE
1	INFECTION CONTROL	DR. PAMITA AGARWAL
2	DENTAL CARIES	
3	CARIES DIAGNOSIS	
4	FUNDAMENTALS OF CAVITY PREPARATION	
5	INSTRUMENTS OF CONSERVATIVE DENTISTRY	
6	DENTAL CEMENT	
7	AMALGAM	
8	COMPLEX AMALGAM	
9	DENTINE BONDING AGENT	
10	COMPOSITES	
11	RATIONAL OF ENDODONTIC TREATMENT	
12	DISEASES OF PULP AND PERI-RADICULOUR TISSUE	



H. O. D.
Dept. of CONSERVATIVE DENTISTRY
Yogita Dental College & Hospital
Khed, Ratnagiri.

DEPARTMENT OF CONSERVATIVE DENTISTRY AND ENDODONTICS
CURRICULUM PLANNING AND IMPLEMENTATION(2023-24)
BDS III YEAR – BATCH
THEAORY CLASSES

SERIAL NUMBER	NAME OF THE TOPIC	NAME OF THE STAFF INCHARGE
1	INFECTION CONTROL	DR. PAMITA AGARWAL
2	DENTAL CARIES	
3	CARIES DIAGNOSIS	
4	FUNDAMENTALS OF CAVITY PREPARATION	
5	INSTRUMENTS OF CONSERVATIVE DENTISTRY	
6	DENTAL CEMENT	
7	AMALGAM	
8	COMPLEX AMALGAM	
9	DENTINE BONDING AGENT	
10	COMPOSITES	
11	RATIONAL OF ENDODONTIC TREATMENT	
12	DISEASES OF PULP AND PERI-RADICULOUR TISSUE	




H. O. D.
Dept. of CONSERVATIVE DENTISTRY
Yogita Dental College & Hospital
Khed, Ratnagiri.

DEPARTMENT OF CONSERVATIVE DENTISTRY AND ENDODONTICS
CURRICULUM PLANNING AND IMPLEMENTATION (2023-24)
BDS IV YEAR – BATCH
THEORY CLASSES

SERIAL NUMBER	NAME OF THE TOPIC	NAME OF THE STAFF INCHARGE
1	PIN RETAINED RESTORATION	DR. UNMESH KHANVILKAR
2	PULP CAPPING	DR. WASEEM
3	NON-CARIOUS LESIONS	DR. ASMITA SONAVANE
4	COMPOSITE	
5	BONDING AGENT	
6	CAST METAL RESTORATION	
7	VENEER AND LAMINATES	
8	ADVANCES IN OPERATIVE DENTISTRY	
9	CAD CAM	
10	DENTINE HYPERSENSITIVITY	
11	MID	
12	DENTAL CERAMICS	
13	ANATOMY OF PULP CAVITY	
14	PULPAL AND PERI-RADICULOUR DISEASES	
15	RATIONAL OF ENDODONTICS	
16	DIAGNOSTIC PROCEDURE AND ADVANCES	
17	ENDODONTIC INSTRUMENTS	
18	ACCESS OPENING	
19	WORKING LENGTH	
20	BIOMECHANICAL PREPARATION	
21	IRRIGATION AND	


H. O. D.
 Dept. of CONSERVATIVE DENTISTRY
 Yogita Dental College & Hospital
 Khed, Ratnagiri.

	DISINFECTION	
22	SEALERS	
23	OBTURATION	
24	POST ENDO RESTORATION	
25	ENDO PERIO LESIONS	
26	BLEACHING	
27	ENDODONTIC SURGERIES	
28	DENTAL TRAUMA	
29	REGENERATIVE ENDODONTICS	
30	TOOTH RESORPTION	
31	PROCEDURAL ERRORS	
32	PAEDIATRIC ENDODONTICS	
33	AGE-RELATED CHANGES IN PULP	
34	ENDODONTIC EMERGENCIES	
35	LASERS	
36	DFG	
37	FINANCIAL MANAGEMENT OF DENTAL PRACTICES	
38	ETHICS IN DENTISTRY	


 O. D.
 Dept. of Conservative Dentistry
 Yogi Dental College & Hospital
 Khed, Rahgaon

Curriculum Planning of MDS (2023-24)

INCHARGE :

DR. UNMESH KHANVILKAR

DR. SIDDHESH BANDEKAR

DR. SHIRIN KSHIRSAGAR

Curriculum Planning of 1st Year MDS

Year – 1 st MDS Part -1 1-6 month	Class Activity	Study Topics	Exercises	Test
	Orientation Program	Selection of LD Topics	Pre-Clinical work Typho Natural Teeth	Pre-Clinical Assessment Test
	Research Methodology	Selection of Main Dissertation Topic	(details attached)	Viva Skill Test
	Basic Science Lectures	Pilot Study and Synopsis	Pre-Clinical work -Typho -Natural Teeth	Basic Science Theory Test
	Seminars Journal Clubs	Article Bank	(details attached)	
Report should be submitted at the end of this session				
Year – 1st MDS Part -1 7-12	Basic Science Lectures	-Seminars -Journal Club	Clinical Patients	Clinical Assessment Test



H. O. D.
Dept. of CONSERVATIVE DENTISTRY
Yogita Dental College & Hospital
Khed, Ratnagiri.

month				
	IDM	Clinical Case Presentations	(details attached)	Viva Skill Test
	UG Teaching	Conference Presentation and Attendance		Basic Science Theory Test
Report should be submitted at the end of this session				

Details of 1st Year MDS Curriculum: Pre-Clinical and Clinical Exercises :

1) Pre Clinical Work – Conservative and Endodontics : (1-6 months)

• Preclinical work on typhodont teeth

1. Class II amalgam cavities

a. Conservative preparation - 03

b. Conventional preparation - 03

2. Inlay cavity preparation including wax pattern and casting on premolars and molars – MO, DO, MOD - 02

3. Onlay preparation on molars including wax pattern and casting - 02

4. Full Crown

a. Anterior - 02

b. Posterior – 02 (1 each to be processed)

• **Pre Clinical work on natural teeth**

1. Wax Carving of all permanent teeth

2. Inlay on molars and premolars MO, DO, and MOD including wax pattern and casting - 05

3. Amalgam cavity preparation

- a. Conventional - 02
- b. Conservative - 02
- 4. Complex amalgam on molar teeth - 02
- 5. Onlay on molars including wax pattern and casting – 02 (1 to be processed)
- 6. Full crown premolars and molars (metal, PFM & - 04 Ceramic)
- 7. Full crown anterior (PFM, composite& Ceramic) - 03
- 8. Veneers anterior teeth - 02
- 9. Composite
 - a. Composite Filling (Class I,II,III & V) -05 (each)
 - b. Inlay (Class I & II) -02
 - c. Veneer -02
 - d. Diastema Closure -02
 - e. Angle Buildups -02

Endodontics:

- 1. Sectioning of all maxillary and mandibular teeth (vertical & horizontal).
- 2. Access cavity opening in relation to maxillary and mandibular permanent teeth.
- 3. Access cavity preparation, BMP and Obturation
 - a) Anterior (3 maxillary and 3 mandibular) - 06
 - Conventional prep - 02
 - Step back - 02
 - Crown down - 02
 - Obturation - 03

(2 lateral compaction and 1 thermoplasticized)
 - b) Premolar - 04
 - (2 upper and 2 lower) obturation 1 each

c) Molar - 06

(3 upper – 2 first molars and 1 second molar

3 lower – 2 first molars and 1 second molar) obturation 1 each

4. Post and core preparation and fabrication in relation to anterior and posterior teeth

a. Anterior 10 (Cast Post 5 and prefabricated post 5)

b. Posterior 05 (Cast Post 2 and prefabricated post 5)

5. Removable dies – 04

2)Clinical Work: (7 – 12 Months)

A -Composite restorations 30

B -GIC Restorations 30

C- Complex amalgam restorations 05

D -Composite inlay + veneers (direct and indirect) 10

E -Ceramic jacket crowns 05

F -Post and core for anterior teeth 10

G -Bleaching vital 05 and Non vital 05

H -RCT Anterior 20

I -Endo surgery – observation and assisting 05

Presentation of:

- Seminars – 5 seminars by each student – should include topics in dental materials, conservative dentistry and endodontics
- Journal clubs – 5 by each student
- Submission of synopsis at the end of 6 months
- Library assignment work

- Internal assessment – theory and clinical.

Details of 2nd Year MDS Curriculum:

Year – 2 nd MDS Part - 2 13- 18 month	Class Activity	Study Topics	Exercises	Test
	Seminars	Study Related to Dissertation	Clinical Patients (details attached)	Clinical Assessment Test
	Journal Clubs	Short Studies	Publications	Viva Skill Test
	IDM	Clinical Case Presentations	Advance Workshops	Theory Test
	UG Teaching	Conference Poster Presentation and Attendance	Value added and add on courses	
Report should be submitted at the end of this session				
Year 2 nd MDS 19-24 months	Seminars	Clinical Case Presentations	Clinical Patients (details attached)	Clinical Assessment Test
	IDM	Conference Paper	Publications Case reports	Viva /Skill Test

		Presentation and Attendance		
	UG Teaching	Case Report	Value added and add on courses	Theory Test
Report should be submitted at the end of this session				

Details of 2nd Year MDS Curriculum: Clinical Exercises :

Case discussion- 5

- 1- Ceramic jacket crowns 10
- 2- Post and core for anterior teeth 10
- 3- Post and core for posterior teeth 05
- 4- Composite restoration 15
- 5- Full crown for posterior teeth 15
- 6- Cast gold inlay 05
- 7- Other special types of work such as splinting
- Reattachment of fractured teeth etc. 10
- 8- Anterior RCT 30
- 9- Posterior RCT 40
- 10-- Endo surgery performed independently 05
- 11- Management of endo – Perio problems 05

12 -Angle build up composite 05

13 -Diastema closure 05

14 -Composite Veneers 05

- **Under graduate teaching program as allotted by the HOD**
- **Seminars – 5 by each student**
- **Journal club – 5 by each student**
- **Dissertation work**
- **Prepare scientific paper / poster and present in conference and clinical meeting**
- **Library assignment to be submitted 18 months after starting of the course**
- **Internal assessment – theory and clinical**

Details of 3rd Year MDS Curriculum:

Year – 3rd MDS Part - 2 25-30 month	Class	Study Topics	Exercises	Test
	Seminars	Dissertation and LD Submission	Clinical Patients (details attached)	Clinical Assessment Test
	Journal Clubs	Short Studies	Publications	Viva Skill Test
	IDM	Clinical Case Presentations	Advance Workshops	Theory Test
	UG Teaching	Article Bank	Value added and add on courses	
Report should be submitted at the end of this session				
Year 2 nd MDS 31-36 months	Seminars Journal Club	Special Case Presentations	Clinical Patients (details attached)	Clinical Assessment Test
	IDM	Exam Cases Presentation	Publications Case reports	Viva /Skill Test

	UG Teaching	Case Report	Cases Album Submission	Theory Test
			Models Submission	
Report should be submitted at the end of this session				

Details of 3rd Year MDS Curriculum :

Dissertation work to be submitted 6 months before final examination.

Clinical work


- Cast gold inlay- Onlay, cuspal restoration 10
- Post and core 20
- Molar endodontics 50
- Endo surgery 05
- Diastema Closure 05
- Angle Build up 05
- All other types of surgeries including crown lengthening, perioesthetics, hemi

sectioning, splinting, replantation.

Presentation of:

- Seminars – 5 by each student
- Journal club – 5 by each student

- Under graduate teaching program as allotted by the HOD
- Internal assessment – theory and clinical




N. O. D.
Dept. of CONSERVATIVE DENTISTRY
Yogita Dental College & Hospital
Kated, Kainagiri.

SHIVTEJ AROGYA SEVA SANSTHA'S
YOGITA DENTAL COLLEGE AND HOSPITAL, KHED.
DEPARTMENT OF ORTHODONTICS AND DENTOFACIAL ORTHOPAEDICS
CURRICULUM PLANING FOR PRACTICALS: 2023-24

3RD YEAR BDS

NO. OF DAYS OF POSTING (30 DAYS)	DISCUSSION TOPICS	PRACTICAL DEMONSTRATION & PRECLINICAL CURRICULUM	STAFF IN-CHARGE
1 ST Posting (15 days)	<ul style="list-style-type: none"> • Wrought metal alloys • Stainless steel 	Basic wire bending exercise: <ul style="list-style-type: none"> • straight wire • triangle • rectangle 	Dr Pradeep Kumar
2 nd Posting (15 days)	<ul style="list-style-type: none"> • Removable appliances • Instruments 	<ul style="list-style-type: none"> • Square • Circle • U-V bending 	Dr Aameer Parkar Dr Sagar Salunke


H. O. D.
 Dept. of ORTHODONTICS DENTOFACIAL ORTHOPEDIC,
 Yegita Dental College & Hospital,
 Khed, Ratnagiri.

SHIVTEJ AROGYA SEVA SANSTHA'S
YOGITA DENTAL COLLEGE AND HOSPITAL, KHED.
DEPARTMENT OF ORTHODONTICS AND DENTOFACIAL ORTHOPAEDICS
CURRICULUM PLANING FOR PRACTICALS: 2023-24
4TH YEAR BDS

NO. OF DAYS OF POSTING (30 DAYS)	DISCUSSION TOPICS	PRACTICAL DEMONSTRATION & PRECLINICAL CURRICULUM	STAFF IN-CHARGE
1 ST Posting (15 days)	<ul style="list-style-type: none"> • Model analysis • Cephalometrics 	<ul style="list-style-type: none"> • Clasps • Springs & retractors 	<p style="text-align: center;">Dr Chetan Patil</p> <p style="text-align: center;">Dr Pradeep Kawale</p>
2 nd Posting (15 days)	<ul style="list-style-type: none"> • Spotters and models 	<ul style="list-style-type: none"> • Bows • Retainers • Wire-bendings on patient cast • Cephalometric tracings 	<p style="text-align: center;">Dr Snehal Bhalerao</p> <p style="text-align: center;">Dr Prajyot Marawade</p>

H. O. D.

Dept. of **ORTHODONTICS DENTOFACIAL ORTHOPEDIC.**
Yogita Dental College & Hospital,
Khed, Ratnagiri.

DEPARTMENT OF ORTHODONTICS AND DENTOFACIAL ORTHOPAEDICS

CURRICULUM PLANING FOR THEORY: 2023-24

3RD YEAR BDS

SR. NO	TOPICS	STAFF IN-CHARGE
1	Introduction To Orthodontics	Dr Pradeep Kawale Dr Pradeep Kumar Dr Snehal Bhalerao Dr Aameer Parkar Dr Prajyot Marawade Dr Sagar Salunke
2	Growth And Development	
3	Dept Of Occlusion And Dentition	
4	Functional Development	
5	Concept Of Occlusion	
6	Classification-Of-Malocclusion	
7	Etiology Of Malocclusion	
8	Epidemiology Of Malocclusion	
9	Habits	
10	Orthodontic Appliances	
11	Diagnosis In Orthodontics	
12	Skeletal Maturity Indicators	
13	Laboratory Procedures	
14	Genetics	
15	Computers In Orthodontics	
16	Growth And Development	
17	Concept Of Occlusion	
18	Classification-Of-Malocclusion	
19	Etiology Of Malocclusion	
20	Orthodontic Appliances	
21	Skeletal Maturity Indicators	
22	Laboratory Procedures	
23	Revision & Assignment	



H. O. D.

Dept of ORTHODONTICS DENTOFACIAL ORTHOPEDIC,
Yogita Dental College & Hospital,
Khed, Ratnagiri.

DEPARTMENT OF ORTHODONTICS AND DENTOFACIAL ORTHOPAEDICS

CURRICULUM PLANING FOR THEORY: 2023-24

4TH YEAR BDS

SR. NO	TOPICS	STAFF IN-CHARGE
1	Management of class II malocclusion	Dr Chetan Patil Dr Pradeep Kawale Dr Pradeep Kumar Dr Snehal Bhalerao Dr Aameer Parkar Dr Prajyot Marawade Dr Sagar Salunke
2	Model analysis	
3	Biology of tooth movement	
4	Mechanics of tooth movement	
5	Anchorage	
6	Adult orthodontics	
7	Age changes in Orthodontics	
8	Preventive orthodontics	
9	Interceptive orthodontics	
10	Methods of Gaining space	
11	Expansion	
12	Extractions	
13	Fixed appliance	
14	Functional Appliances	
15	Orthopaedic appliances	
16	Management of developing occlusion	
17	Principles of Treatment Planning	
18	Treatment of Cross bite, open bite, deep bite	
19	Cleft lip and palate	
20	Surgical orthodontics	
21	Retention and Relapse	
22	Cephalometrics	
23	Functional Appliances	
24	Mechanics of tooth movement	
25	Model analysis	
26	Revision & Assignment	
27	Test	


H. O. D.

DEPARTMENT OF ORTHODONTICS AND DENTOFACIAL ORTHOPAEDICS

CURRICULUM PLANING FOR MDS: 2023-24

1ST, 2ND, 3RD YEAR MDS

<p>I MDS Dr. Pradeep Kumar, Dr. Snehal Bhalerao</p>	I	Orientation programme
		Research methodology
		Attend basic sciences classes
		Selection of LD topic & dissertation topic
		Pilot study & synopsis approval
		Preclinical work submission
	II	Preclinical work submission
		Entry to clinics
		Minimum 5 seminars & 5 JC
		Case presentation
		Attending conference
		Posters / table clinic in conference
		UG teaching 2 classes
		Short study initiation
Basic sciences paper I		
<p>II MDS Dr. Pradeep Kawale Dr. Aameer Parkar</p>	I	LD Submission
		Minimum 5 seminars & 5 JC
		Case presentation
		Attending conference
		UG teaching 2 classes
		Thesis study initiation
		Publication of short study
		Submission of clinical quota as per DCI & MUHS
	II	Minimum 5 seminars & 5 JC
		Case presentation
		Attending conference
		UG teaching 2 classes
		Thesis evaluation
		Submission of clinical quota as per DCI & MUHS
Paper presentation in conference		
<p>III MDS Dr. Chetan Patil Dr. Prajyot Marawade</p>	I	Minimum 5 seminars & 5 JC
		Attending conference
		UG teaching 2 classes
		Thesis submission
		Weekly assessment examinations
		Submission of clinical quota as per DCI & MUHS
	II	Minimum 5 seminars & 5 JC
		Attending conference
		UG teaching 2 classes
		Weekly assessment examinations
		completion of clinical quota as per DCI & MUHS
		Exam oriented cases
		2 mock exams: theory & practical
		MUHS exam paper II, III, IV

Praj

H. O. D.

DEPARTMENT OF ORTHODONTICS AND DENTOFACIAL ORTHOPAEDICS

Organisation of Seminar / JC/ Case Ppt

Day	Activity	1st week	2nd week	3rd week	4th week
Monday	Case PPT	1 st year PG	2 nd year PG	1 st year PG	2 nd year PG
Tuesday	Seminar	2 nd year PG	1 st year PG	3 rd year PG	1 st year PG
Wednesday	Seminar	1 st year PG	3 rd year PG	2 nd year PG	3 rd year PG
Thursday	Seminar	3 rd year PG	2 nd year PG	1 st year PG	2 nd year PG
Friday	Case PPT	2 nd year PG	1 st year PG	2 nd year PG	1 st year PG
Saturday	Journal Club	2 nd year PG	1 st year PG	3 rd year PG	1 st year PG

Graj

H. O. D.
Dept. of ORTHODONTICS DENTOFACIAL ORTHOPEDIC,
Yogita Dental College & Hospital,
Khed, Ranagiri.

Curriculum Planning and Implementation
Department of Prosthodontics, Crown and Bridge
Academic Year 2023-24

(1st Year BDS)		
Theory Classes		
Sr.no	Name of the topic	Name of the staff
1.	Physical and Chemical properties of Dental Materials	Dr. Varsharani Dhakane Dr. Vidya Hittalmani Dr. Swapnil Jadhav
2.	Mechanical Properties of Dental Materials	
3	Biocompatibility of Dental Materials	
4.	Impression materials	
5.	Gypsum Products	
6.	Revisions	



H. O. D.
Dept. of PROSTHODONTICS AND CROWN & BRIDGE
Yogita Dental College & Hospital,
Khed, Ratnagiri

Curriculum Planning and Implementation
Department of Prosthodontics, Crown and Bridge
Academic Year 2023-2024

(2nd Year BDS)

Theory Classes

Sr.no	Name of the topic	Name of the staff
1.	Dental Polymers	Dr. Chandan Sengupta Dr. Joel Koshy Dr. Sayali Patil Dr. Vidya Hittalamani
2.	Dental Waxes	
3.	Casting Procedures and Casting Defects	
4.	Dental Ceramics	
5.	Investment materials	
6.	Dental Implant	
7.	Finishing and Polishing	
8.	Revision	


H. O. D.
Dept. of PROSTHODONTICS AND CROWN & BRIDGE
Yogita Dental College & Hospital,
K. Red. Ratnagiri

Curriculum Planning and Implementation
Department of Prosthodontics, Crown and Bridge
Academic Year 2023-2024

(3rd Year BDS)
Theory Classes

Sr.no	Name of the topic	Name of the staff
1.	Introduction in Complete Denture Prosthesis	Dr. Joel Koshy Dr. Varunraj Jadhav Dr. Swapnil Jadhav
2.	Case History and Treatment planning in an edentulous patient	
3.	Impression making in edentulous patient	
4.	Record bases and Occlusal rims: Materials and methods of preparation	
5.	Orientation Jaw relation	
6.	Vertical Jaw relation	
7.	Centric Jaw relation	
8.	Temporomandibular Joint and Mandibular movements	
9.	Facebow and Articulators	
10.	Teeth Selection and teeth setting	
11.	Try In Appointment	
12.	Laboratory procedures for Denture Processing	
13.	Final Denture placement appointment	
14.	Sequalae in Complete Denture prosthesis	
15.	Prosthetic management of poor foundation cases (Atrophied Ridges)	
16.	Relining and Rebasing	
17.	Recent advances	


H. O. D.
 Dept of PROSTHODONTICS AND CROWN & BRIDGE
 Yogita Dental College & Hospital,
 Kherd. Patradgiri.

Curriculum Planning and Implementation
Department of Prosthodontics, Crown and Bridge
Academic Year 2023-2024

(4th Year BDS)
Theory Classes

Sl.no	Name of the topic	Name of the staff
1.	Introduction in Removable Partial Prosthetics	Dr. Varunraj Jadhav Dr. Pradeep Taide Dr. Aneesh Kanitkar Dr. Premraj Jadhav
2.	Case History and Treatment planning in partially edentulous patients	
3.	Classification of Partially edentulous arches	
4.	Surveyor and Surveying Procedures	
5.	Impression making in partially edentulous patients	
6.	Designing of RPDs	
7.	Major Connectors	
8.	Minor Connectors	
9.	Indirect retainers	
10.	Direct retainers	
11.	Rest and Rest seats	
12.	Precision Attachments	
13.	Mouth Preparations in Removable Patial denture	
14.	Jaw relations in Removable partial denture	
15.	Jaw relation record, Selection and arrangement of teeth & try in denture appointment	
16.	Laboratory Procedures related to casting for fabrication of partial denture	
17.	Insertion of Removable partial denture	
18.	Factors influencing magnitude of stress transfer on abutment teeth	
19.	Management of Kennedy Cl I and II and Cl III and IV	
20.	Perio- prosthodontic relationship	
21.	Introduction in Fixed partial Prosthodontics	
22.	Case History and Treatment planning in Fixed prosthetics	
23.	Types of Fixed partial dentures	
24.	Component parts of Fixed partial denture	
25.	Abutment selection and questionable abutment	
26.	Tooth Preparation for Acrylic Jacket crowns	
27.	Tooth Preparation for Porcelain fuse to Metal jacket crown	



H. O. D.
 Dept. of PROSTHODONTICS AND CROWN & BRIDGE
 Yogita Dental College & Hospital,
 Kherd. Ratnagiri.

28.	Tooth Preparation for Partial Veneer	
29.	Tooth Preparation for Metal Vener crowns	
30.	Tissue management and gingival dilation methods	
31.	Impression procedures in Fixed Partial Prosthodontics	
32.	Temporization procedures	
33.	Die and Die materials	
34.	Try In appointment in FPD	
35.	Cementation of Fixed partial denture	
36.	Restoration of Endodontically treated tooth	
37.	Resin Bonded Fixed partial Dentures	
38.	Maxillofacial Prosthesis	
39.	Overdentures, Immediate Denture, Interim or Implant denture	
40.	Prosthetic consideration in geriatric patient	
41.	Revision Lectures	
42.	Revision Lectures	


H. O. D.
 Dept. of PROSTHODONTICS AND CROWN & BRIDGE
 Yogita Dental College & Hospital,
 Kherd, Raichuri.

Curriculum Planning and Implementation
Department of Prosthodontics, Crown and Bridge
Academic Year 2023-2024

1st and 2nd Year BDS Practicals				
Name of the subject	1 st Year and 2 nd Year BDS	Discussions topics	Practical demo given on which procedure and type of exercises done by students	Name of the staff
Dental Materials	1 st Year and 2 nd Year BDS	Introduction to subjects of Prosthodontics and Dental Materials	Manipulation of Dental Plaster Manipulation of Dental Stone Making of Cube with Dental Plaster Making of Cube with Dental stone Manipulation of Wax Manipulation of Impression compound Manipulation of Alginate Manipulation of Zinc Oxide Eugenol Impression paste	Dr. Varsharani Dhakane Dr. Vidhya Hittalmani Dr. Swapnil Jadhav Dr. Chandan Sengupta Dr. Joel Koshy Dr. Sayali Patil
Pre Clinical Prosthodontics	1 st Year and 2 nd Year BDS	Anatomical Landmarks Articulators Face Bow Occlusion	Fabrication of Denture base Fabrication of Occlusal rims Mounting of Occlusal rims on mean value articulator Teeth arrangement (10 sets)	Dr. Varsharani Dhakane Dr. Vidhya Hittalmani Dr. Swapnil Jadhav Dr. Chandan Sengupta Dr. Joel Koshy Dr. Sayali Patil


H. O. D.
 Dept. of PROSTHODONTICS AND CROWN & BRIDGE
 Yashwantrao Chavan Dental College & Hospital,
 Kurla, Mumbai

			Denture Fabrication (1 set)	
--	--	--	--------------------------------	--

Curriculum Planning and Implementation
Department of Prosthodontics, Crown and Bridge
Academic Year 2023-2024

3rd Year BDS Practicals

No. of days of posting (30 days)	Discussion Topics	Practical demonstrations and discussions	Staff incharge
1 st posting (15 days)	Case history discussion On partially edentulous patients	Demonstration of How to record case history	Dr. Varunraj Jadhav Dr. Joel Koshy Dr. Swapnil Jadhav
	Discussion on impression trays and material	Alginate impression demonstration for removable partial denture cases	
	Discussion on RPD designing and surveying procedure	Discussion/ Demonstration for Jaw relation	
	Discussion on Teeth setting and Occlusion	Discussion/ Demonstration on Articulation and Teeth setting	
	Discussion/ Demonstration for Try-In appointment.	Discussion/ Demonstration for RPD Denture Processing	
	Discussion/ Demonstration on Finishing and Polishing	Discussion/ Demonstration on Removable Denture Delivery	


H. O. D.
 Dept. of PROSTHODONTICS AND CROWN & BRIDGE
 Yogita Dental College & Hospital,
 Kherd. Ratnagiri.


2nd posting (15 days)	Clinical Cases	Seminar Presentations	Dr. Varunraj Jadhav Dr. Swapnil Jadhav Dr. Joel Koshy
--------------------------	----------------	-----------------------	---

Curriculum Planning and Implementation

Department of Prosthodontics, Crown and Bridge

Academic Year 2023-2024

4th Year BDS Practicals			
No.of days of posting (30 days)	Discussion Topics	Practical demonstrations and discussions	Staff incharge
1 st posting (15 days)	Case history discussion On Completely edentulous patients	Demonstration of How to record case history	Dr. Premraj Jadhav Dr. Varunraj Jadhav Dr. Pradeep Taide Dr. Aneesh Kanitkar
	Discussion on impression trays and material	Discussion/ Demonstration for Primary Impression for Complete denture	
	Discussion/ Demonstration for Pouring of Primary impression and Custom tray fabrication	Discussion/ Demonstration for Border Molding and Secondary impression	
	Discussion / Demonstration on Beading and Boxing and Pouring of Secondary impression	Discussion/ Demonstration on record base and occlusal rim fabrication	
	Discussion/ Demonstration For Jaw relation appointment	Discussion/ Demonstration on Articulation	
	Discussion/ Demonstration on Teeth Selection and teeth arrangement	Discussion/ Demonstration on Try In appointment	


H. O. D.
 Dept. of PROSTHODONTICS AND CROWN & BRIDGE
 Yggita Dental College & Hospital,
 Khera, Ratnagiri.

	Discussion/ Demonstration on Denture Fabrication	Discussion / Demonstration on Finishing and Polishing	
	Discussion/ Demonstration on Denture Placement appointment		
2 nd posting (15 days)	Clinical Cases	Seminars	Dr. Premraj Jadhav Dr. Varunraj Jadhav Dr. Pradeep Taide Dr. Aneesh Kanitkar


H. O. D.
 Dept. of PROSTHODONTICS AND CROWN & BRIDGE,
 Yogita Dental College & Hospital,
 Khered, Ratnagiri.

Curriculum Planning of MDS (2023-24)

Staff Incharge :

Dr. Premraj Jadhav


Dr. Pradeep Taide

Dr. Varunraj Jadhav

Dr. Joel Koshy

Curriculum Planning of 1st Year MDS

1 st Year MDS Part -1 1-6 month	Class Activity	Study Topics	Exercises	Test
	Orientation Program	Selection of LD Topics	Pre-Clinical work Typho Natural Teeth	Pre-Clinical Assessment Test
	Research Methodology	Selection of Main Dissertation Topic	(details attached)	Viva Skill Test
	Basic Science Lectures	Pilot Study and Synopsis	Pre-Clinical work -Typho -Natural Teeth	Basic Science Theory Test
	Seminars Journal Clubs	Article Bank	(details attached)	
Detailed analyzing and reporting of performance of pg students by department at end of 6months				
1 st Year MDS Part -1 (7-12 months)	Basic Science Lectures	-Seminars -Journal Club	Clinical Patients	Clinical Assessment Test
	IDM	Clinical Case	(details	Viva


H. O. D.
 Dept of PROSTHODONTICS AND CROWN & BRIDGE
 Yashwantrao Chavan Dental College & Hospital,
 Khered, Ratnagiri

c. Class III

d. Class IV

2. Designing of various components of RPD

3. Wax pattern on refractory cast

a. Class I

b. Class II

c. Class III

d. Class IV

4. Casting and finishing of metal frameworks

5. Acrylisation on metal frameworks for

Class I

Class III with modification

III. Fixed Partial Denture

1. Preparations on ivory teeth / natural teeth

- FVC for metal
- FVC for ceramic
- Porcelain jacket crown
- Acrylic jacket crown
- PFM crown
- 3/4th (canine, premolar and central)
- 7/8th posterior
- Proximal half crown

- Coping for metal margin ceramic crown

- Pin ledge crown

6. Fabrication of crowns

- All ceramic crowns with characterisation
- Metal ceramic crowns with characterisation
- Full metal crown
- Precious metal crown
- Post and core

7. Laminates

- Composites with characterisation
- Ceramic with characterisation
- Acrylic

8. Preparation for composites

- Laminates
- Crown
- Inlay
- Onlay
- Class I
- Class II
- Class III
- Class IV
- Fractured anterior tooth

	UG Teaching	Conference Poster Presentation and Attendance	Value added and add on courses	
Detailed analyzing and reporting of performance of pg students by department at end of 6months				
2 nd Year MDS 19-24 months	Seminars	Clinical Case Presentations	Clinical Patients (details attached)	Clinical Assessment Test conducted
	IDM	Conference Paper Presentation and Attendance	Publications Case reports	Viva /Skill Test
	UG Teaching	Case Reports	Value added and add on courses	Theory Test
Detailed analyzing and reporting of performance of pg students by department at end of 6months				

Details of 2nd Year MDS Curriculum: Clinical Work

Case discussions - 10

1- Complete Dentures- 20

2- Removable partial dentures - 10

3- Post and core for posterior teeth - 02

4- Post and core for anterior teeth - 01

5- Metal crowns (FPD) - 60

6- Porcelain fused to metal crowns(FPD) - 40

6- All ceramic crowns(FPD) - 25

Detailed analyzing and reporting of performance of pg students by department at end of 6months				
2 nd Year MDS 31-36 months	Seminars Journal Club	Special Case Presentations	Clinical Patients (details attached)	Clinical Assessment Test
	IDM	Exam Cases Presentation	Publications Case reports	Viva /Skill Test
	UG Teaching	Case Report	Cases Album Submission	Theory Test
			Models Submission	University conducts speciality Paper 2/Paper 3/Paper 4 at end of 3 rd year curriculum
Detailed analyzing and reporting of performance of pg students by department at end of 6months				

Details of 3rd Year MDS Curriculum : CLINICAL WORK

Dissertation work to be submitted 6 months before final examination.

Case discussions - 10

1- Complete Dentures- 25

2- Post and core for posterior teeth - 02

3- Post and core for anterior teeth - 01

4- Metal crowns (FPD)- 70

5- Porcelain fused to metal crowns(FPD) - 50

6- All ceramic crowns(FPD) -25

7- Cast partial dentures - 05

8- Full mouth rehabilitation cases - 01

Curriculum Planning and Implementation
Department of Prosthodontics, Crown and Bridge
Academic Year 2023-2024

Post graduate (MDS students) monthly basis activity
--

DAY	Activity	1 st week	2 nd week	3 rd week	4 th week
Monday	Case presentation	3 rd Year PG . 2 nd Year PG	3 rd Year PG . 2 nd Year PG	3 rd Year PG . 2 nd Year PG	
Tuesday	Seminar	1 st Year PG	1 st year PG	1 st Year PG	2 nd Year PG
Wednesday	JC	2 nd Year PG	2 nd Year PG	2 nd Year PG 3 rd Year PG	3 rd Year PG
Thursday	Seminar	2 nd Year PG	2 nd Year PG 3 rd Year PG	3 rd Year PG	3 rd Year PG
Friday	JC	3 rd Year PG	1 st year PG	1 st Year PG	1 st Year PG
Saturday	Log book LD/Thesis Short Study	All Pgs.	All pgs.	All Pgs.	All Pgs.


H. O. D.
 Dept. of PROSTHODONTICS AND CROWN & BRIDGE
 Yogita Dental College & Hospital,
 Kherd, Raichuri

Department of Public Health Dentistry
Curriculum Planning for Theory: 2023 – 24


3rd year BDS

Sr. No.	Topics	Staff Incharge
1.	Introduction to dentistry	Dr. Anamika Gupta Dr. Mugdha Khond Dr. Supriya Vyavahare
2.	Public Health	
3.	Dental public health	
4.	Water	
5.	Waste management	
6.	Air	
7.	Pit and fissure sealant	
8.	Ethics in medicine and dentistry Medical jurisprudence	
9.	ART	
10.	Dental manpower	
11.	Occupation hazards in dentistry	
12.	Infection control	
13.	Establishing and maintaining dental office	
14.	Indices	


H. O. D.
Dept. of PUBLIC HEALTH DENTISTRY,
Yogita Dental College & Hospital,
Khed, Ratnagiri.


Shivtej Arogya Seva Sanstha's
Yogita Dental College and Hospital, Khed
Department of Public Health Dentistry
Curriculum Planning for Practical's: 2023 – 24
3rd year BDS

No. of days of posting (30 days)	Discussion topics	Practical demonstration and preclinical curriculum	Staff Incharge
1 st posting – 15 days	<ul style="list-style-type: none">• Case History, Diagnosis and Treatment Plan• Levels of Prevention• Indices	<ul style="list-style-type: none">• Discussion and demonstration of Case History recording• Demonstrations of Indices• Organizing School and Community Oral Health Camps	Dr. Anamika Gupta Dr. Mugdha Khond
2 nd Posting – 15 days	<ul style="list-style-type: none">• Pit and Fissure sealants• ART• Prevention and control of Dental caries	<ul style="list-style-type: none">• Demonstration of Topical Fluoride gel techniques• Demonstration of ART• Application of Pit and Fissure sealants	Dr. Supriya Vyavahare


H. O. D.
Dept. of PUBLIC HEALTH DENTISTRY,
Yogita Dental College & Hospital,
Khed, Ratnagiri.

Department of Public Health Dentistry
Curriculum Planning for Theory: 2023 – 24
4th year BDS


Sr. No.	Topics	Staff Incharge
1.	Introduction PHD	Dr. Anamika Gupta Dr. Mugdha Khond Dr. Supriya Vyavahare
2.	General epidemiology	
3.	Epidemiology, etiology and prevention of dental caries	
4.	Epidemiology, etiology and prevention of periodontal diseases	
5.	Epidemiology, Etiology and Prevention of oral cancer	
6.	Epidemiology, Etiology and Prevention of mal occlusion	
7.	Health Education and Promotion	
8.	Social science and health behaviour	
9.	Survey procedure in dentistry	
10.	Nutrition and oral health	
11.	Planning and evaluation	
12.	School oral health programme	
13.	Fluoride	
14.	Health care delivery	
15.	Behaviour of child in dental office	
16.	Finances in dental care	
17.	Research methodology	
18.	Biostatistics	
19.	Health economics	


H. O. D.
Dept. of PUBLIC HEALTH DENTISTRY,
Yogita Dental College & Hospital,
Khed, Ratnagiri.

Department of Public Health Dentistry
Curriculum Planning for Practical's: 2023 – 24

4th year BDS

No. of days of posting (30 days)	Discussion topics	Practical demonstration and preclinical curriculum	Staff Incharge
1st posting – 15 days	<ul style="list-style-type: none"> • Case History, Diagnosis and Treatment Plan • Indices • Survey and Planning • WHO proforma • Fluorides • Pit and Fissure sealants • ART • Discussion of assignments • Discussion of Projects and Models 	<ul style="list-style-type: none"> • Discussion and demonstration of Case History recording • Demonstrations of Indices • Organizing School and Community Oral Health Camps • Clinical work – Recording Case History and Indices, Oral Prophylaxis, Composite and GIC restorations • Demonstration of Topical Fluoride gel techniques • Demonstration of ART • Application of Pit and Fissure sealants 	<p style="text-align: center;">Dr. Anamika Gupta Dr. Mugdha Khond</p>
2nd Posting – 15 days	<ul style="list-style-type: none"> • Prevention and control of Periodontal diseases • Prevention and Control of Oral Cancer • Tobacco Cessation and Counselling • School Health Programs 	<ul style="list-style-type: none"> • Clinical work – Recording Case History and Indices, Oral Prophylaxis, Composite and GIC restorations, Application of Topical Fluoride gels, Pit and Fissure sealant application, ART • Demonstrations Fluoride varnishes • Demonstration of TCC at TCC centre • Journal completion and assignments. 	


H. O. D.
 Dept. of PUBLIC HEALTH DENTISTRY,
 Yogita Dental College & Hospital,
 Khed, Ratnagiri.

**Shivtej Aorgya Seva Santha
Yogita Dental College & hospital, Khed
Dist-Ratnagiri**

Department of Oral Medicine & Radiology

**Curriculum planning for Theory 2023-2024
3rd year BDS**

Sr. No.	Topics	Staff Incharge
Oral Medicine		
1	Oral Diseases (Introduction)	
2	Case History	
3.	Investigations in Dentistry	
4.	Developmental defects of oral and paraoral structures	
5.	Regressive alterations in teeth	
6.	Drugs used in Dentistry	
7.	Diseases of Tongue	
Oral Radiology		
1.	History of Dental radiography	Dr. Aditya S. Dupare
2.	Physics of ionising radiation	Dr. Vidyarjan Sukhadeve
3.	Radiation and Health Physics	
4.	Radiation protection	Dr. Charwak Tayade
5.	Ideal Radiograph	
6.	Faulty radiograph	
7.	X-ray films & Accessories	
8.	Film processing techniques	
9.	Intra oral radiographic techniques	
10.	Normal radiographic landmarks	
11.	Dental caries	
12.	Periodontal disease	



H.O.D
**Department of Oral Medicine &
Radiology**
Yogita Dental College & Hospital,
Khed-Ratnagiri.

**Shivtej Aorgya Seva Santha
Yogita Dental College & hospital, Khed
Dist-Ratnagiri**

Department of Oral Medicine & Radiology

**Curriculum planning for Practical's 2023-2024
3rd year BDS**


No. of days of Posting (30Days)	Discussion topics	Practical demonstration & Preclinical curriculum	Staff Incharge
1st Posting 15 Days	Case history Oral lesions Special case X-ray interpretation X-ray film errors	Chair side examination of patients and diagnosis (Observation) X-ray taking and processing (Observation)	Dr. Aditya S. Dupare
	Radiographic diagnosis Radiographic case discussions Journal case records discussion		Dr. Vidyarjan Sukhadeve Dr. Charwak Tayade
2nd Posting 15 Days	Case history Oral lesions Special case X-ray interpretation X-ray film errors Radiographic diagnosis Radiographic case discussions Journal case records discussion	Chair side examination of patients and diagnosis X-ray taking and processing	Dr. Shashikant Parkhe Dr. Mrudula Sabale


H.O.D.
Department of Oral Medicine & Radiology
Yogita Dental College & Hospital,
Khed-Ratnagiri.

**Shivtej Arogya Seva Santha
Yogita Dental College & hospital, Khed
Dist-Ratnagiri**

**Department of Oral Medicine & Radiology
Curriculum planning for Theory 2023-2024
4th year BDS**

Sr. No.	Topics	Staff Incharge
Oral Medicine		
1	Red & white lesions	
2	Vesicubullous lesion	
3.	Cyst of Oral Cavity	
4.	Odontogenic tumors of jaw	
5.	Oral carcinoma	
6.	Oral Pigmentation	
7.	Tempormandibular joint disorders	
8.	Salivary gland disorders	
9.	Diseases of maxillary sinus	
10	Traumatic injuries to teeth	Dr. Aditya S. Dupare
11.	Sexually transmitted disease	Dr. Vidyarjan Sukhadeve
12.	Metabolic and nutritional disorders	Dr. Charwak Tayade
Oral Radiology		
1.	Fibroosues lesions	
2.	TMJ Rdiography	
3.	Salivary gland imaging	
4.	Panoramic radiography	
5.	Digital Radiography	
6.	Soft Tissue calcifications	
7.	Extra oral Radiography	
8.	CBCT (Basics)	
9.	D/d of periapical radiolucencies	
10.	D/d of Pericoronal radiolucencies	
11.	D/d of Periapical radioopacities	
12.	D/d of Mixed Radioopaque and radiolucent lesions	


H.O.D.
Department of Oral Medicine & Radiology
Yogita Dental College & Hospital,
Khed-Ratnagiri.

**Shivtej Arogya Seva Santha
Yogita Dental College & hospital, Khed
Dist-Ratnagiri**

**Department of Oral Medicine & Radiology
Curriculum planning for Practical's 2023-2024
4th year BDS**


No. of days of Posting (30Days)	Discussion topics	Practical demonstration & Preclinical curriculum	Staff Incharge
1st Posting 15 Days	Case history Oral lesions Special case X-ray interpretation	Chair side examination of patients and diagnosis	Dr. Aditya S. Dupare
	X-ray film errors	X-ray taking and processing	Dr. Vidyarjan Sukhadeve
	Radiographic diagnosis	Occlusal Radiography	Dr. Charwak Tayade
	Radiographic case discussions Journal case records discussion		
(1st Internal Assessment Examination) Dr. Charwak Tayade (Incharge)			
2nd Posting 15 Days	Case history Oral lesions Special case X-ray interpretation	Chair side examination of patients and diagnosis	Dr. Aditya S. Dupare
	X-ray film errors	X-ray taking and processing	Dr. Vidyarjan Sukhadeve
	Radiographic diagnosis	Extra oral Radiography (OPG, Lat ceph etc...)	Dr. Charwak Tayade
	Radiographic case discussions Journal case records discussion		
2nd Internal assessment Examination Dr. Vidyarjan Sukhadeve			
Preliminary Examination Dr. Aditya Dupare, Dr. Vidyarjan Sukhadeve, Dr. Charwak Tayade			

Shivtej Arogya Seva Sanstha's
Yogita Dental College and Hospital, Khed
Department of Oral Pathology & Microbiology

Curriculum Planning for Practical's: 2023 – 24

1st year BDS


Sr. No.	Slide Discussion topics	Carving demonstration	Staff Incharge
1.	Cells & Stains	Cone	Dr. Pavan G Dr. Harsha M Dr. Yugandhara K
2.	Odontogenesis	Dumbbell- Single sided	
3.	Enamel	Dumbbell- Double sided	
4.	Dentin	Cube	
5.	Cementum	Maxillary Incisors	
6.	Oral Mucous Membrane	Mandibular Incisors	
7.	Bone	Maxillary Canine	
8.	Periodontal Ligament	Mandibular Canine	
9.	Pulp	Maxillary Premolars	
10.	Salivary Glands	Mandibular Premolars	
11.	Maxillary Sinus	Maxillary Molars	
12.	Ground section of tooth	Mandibular Molars	


H.O.D. (F.O.C)
Dept. of Oral Pathology & Microbiology
Yogita Dental College & Hospital,
Khed, Ratnagiri.

Curriculum Planning for Theory: 2023 – 24

1st year BDS


Sr. No.	Topics	Staff Incharge
1.	Development of Tooth	Dr. Pavan G
2.	Enamel	
3.	Periodontal Ligament	
4.	Salivary Glands	
5.	Oral Mucous Membrane	
6.	Premolars	
7.	Tooth Numbering Systems	Dr. Harsha M
8.	Dentin	
9.	Tooth Eruption & Shedding	
10.	Occlusion	
11.	Canines	
12.	Molars	
13.	Cementum	Dr. Yugandhara K
14.	Pulp	
15.	Bone	
16.	Difference between Primary & Permanent dentition	
17.	TMJ	
18.	Incisors	
19.	Histochemistry of Oral tissues	


H.C.K.
Dept. of Oral Pathology & Microbiology
Yogita Dental College & Hospital,
Khed, Ratnagiri

Curriculum Planning for Practical's: 2023 – 24

3rd year BDS

Sr. No.	Slide Discussion topics	Staff Incharge
1.	Cells & Stains	Dr. Pavan G Dr. Harsha M Dr. Yugandhara K
2.	Benign Epithelial Tumors	
3.	Malignant Epithelial Tumors	
4.	Benign Connective Tissue Tumors	
5.	Malignant Connective Tissue Tumors	
6.	Skin lesions	
7.	Dental Caries	
8.	Odontogenic Cysts	
9.	Odontogenic Tumors	
10.	Pulp & Periapical lesions	
11.	Salivary Gland Tumors	
12.	Bacterial & Fungal Infections	
13.	Premalignant Lesions & Conditions	
14.	Bone Lesions	


H.O.D. (For)
Dept. of Oral Pathology & Microbiology
Yogita Dental College & Hospital,
Khed, Ratnagiri.

Curriculum Planning for Theory: 2023 – 24

3rd year BDS

Sr. No.	Topics	Staff Incharge
1.	Diseases of Bone & Joints	Dr. Pavan G
2.	Diseases of Skin	
3.	Non-epithelial benign & malignant tumors of Jaw	
4.	Odontogenic Tumors	
5.	Regressive Alterations of Teeth	
6.	Salivary Gland Neoplasms	
7.	Viral Infection	
8.	Bacterial Infections	
9.	Benign & malignant Epithelial tumors of Jaw	Dr. Harsha M
10.	Dental Caries	
11.	Diseases of Pulp & Periapical tissues	
12.	Forensic Odontology	
13.	Odontogenic Cysts	
14.	Premalignant Lesions & Conditions	
15.	Developmental disturbances of Oral & Paraoral structures	Dr. Yugandhara K
16.	Diseases of Nerves & Muscles	
17.	Fungal Infection	
18.	Healing of Oral Wounds	
19.	Oral Aspects of Metabolic Disorder	
20.	Physical & Chemical injuries of Oral Cavity	
21.	Spread of Oral Infection	


H.O.D. (P.O.)
Dept. of Oral Pathology & Microbiology
Yogita Dental College & Hospital,
Med. Pathology

Curriculum Planning for Theory: 2023 – 24

2nd year BDS

Sr. No.	Topics	Staff Incharge
1.	Developmental disturbances of Oral & Paraoral structures	Dr. Pavan G
2.	Spread of Oral Infection	Dr. Harsha M Dr. Yugandhara K


H.O.D.

Dept. of Oral Pathology & Microbiology
Yogita Dental College & Hospital,
Khed, Ratnagiri.

SHIVTEJ AROGYA SEVA SANSTHA
Yogita Dental College & Hospital, Khed

Oral & Maxillofacial Surgery

Curriculum Planning for Theory 2023-2024

BDS IV Year

SR.NO	NAME OF TOPIC	STAFF INCHARGE
1	TMJ disorders	Dr Kedar Vaidya Dr Shuaib Khatib Dr Singh
2	Odontogenic cyst	
3	Impaction	
4	Zygomatic fracture	
5	Odontogenic tumors	
6	Preprosthetic surgery	
7	Maxillary fractures	
8	Maxillary sinus	
9	Squamous cell carcinoma	
10	Orthognathic surgery	
11	Mandibular fracture	
12	Space infection	
13	Osteomyelitis	
14	Trigeminal neuralgia	
15	Cleft lip and palate	
16	Salivary gland diseases	
17	Nerve disorder and palsy	
18	General Anesthesia	
19	Medical emergency	




H.O.D.
Dept of Maxillofacial Surgery
Yogita Dental Collage & Hospital
Khed, Ratnagiri.

SHIVTEJ AROGYA SEVA SANSTHA
Yogita Dental College & Hospital, Khed

Curriculum Planning for Practicals 2023-2024
BDS IV Year

No. of days of posting (30 DAYS)	Discussions topics	Practical demonstrations	Staff incharge
First posting (15 days)	Medical emergencies -2	Nerve blocks Extraction of tooth	Dr Kedar Vaidya Dr Shuaib Khatib Dr singh
	Medically compromised patients-2		
	Local anesthesia		
	Transalveolar extraction		
	Impacted teeth		
	1 st Internal Examination		
Second posting (15 days)	Maxillofacial trauma instruments	Transalveolar extractions	
	Emergency drugs	Impactions	
	Radiographic interpretation of various conditions	Completion of 10 case history records	
	2 nd Internal Examination	Journal completion	
	3 rd Internal Examination		



H.O.D.
Dept of Maxillofacial Surgery
Yogita Dental Collage & Hospital
Khed, Ratnagiri.

SHIVTEJ AROGYA SEVA SANSTHA
Yogita Dental College & Hospital, Khed

Curriculum Planning for Theory 2023-2024

BDS III Year

SR. No	TOPIC	STAFF INCHARGE
1	Sterlization and asepsis	Dr Tehseen Desai Dr Nazish Shaikh
2	Principles of Surgery	
3	Anatomy	
4	Exodontia	
5	Local Anesthesia	
6	Maxillary Anesthesia techniques	
7	Mandibular Anesthesia techniques	
8	Haemorrhage and shock	
9	Medically Compromised patients	


H.O.D.
Dept of Maxillofacial Surgery
Yogita Dental Collage & Hospital
Khed, Ratnagiri.

SHIVTEJ AROGYA SEVA SANSTHA
Yogita Dental College & Hospital, Khed

Curriculum Planning for Practicals 2023-2024

BDS III Year

No. of days of posting (30 DAYS)	Discussions topics	Practical demonstrartions	Name of the staff
First posting (15 days)	Trigeminal nerve	Demonstration of How to record case history	Dr Tehseen Desai Dr Nazish Shaikh
	Case history	Chair position/ patient position	
	Local anesthesia (Infiltration and nerve block techniques)	Local infiltration anesthesia	
	Exodontia (Intra-alveolar extraction)		
	Forceps and elevators		
Second posting (15 days)	Basic principles of oral surgery	Nerve block	
	Pharmacology of routinely prescribed drugs	Extraction of tooth	
	Medical emergencies		
	Medically compromised patients		


H.O.D.
Dept of Maxillofacial Surgery
Yogita Dental Collage & Hospital
Khed, Ratnagiri.

Shivtej Arogya Seva Sanstha's

Yogita Dental College and Hospital, Khed

Department Of Biochemistry

Curriculum Planning For Theory:2023-24

1st year BDS

Sr.No.	Topics	Staff in-charge
1	Introduction to Biochemistry	Dr. Sarita Basu Miss. Alisha D'Souza Miss. Divyani Bharati
2	Chemistry of Carbohydrates	
3	Chemistry of Lipids	
4	Chemistry of Proteins and amino acids	
5	Nucleic acids and nucleotides	
6	Enzymes	
7	Vitamins	
8	Hemoglobin	
9	Biological Oxidation	
10	Metabolism of carbohydrates	
12	Metabolism of Lipids	
13	Metabolism of Proteins and Amino acids	
14	Metabolism of nucleotides	
15	Mineral Metabolism	
16	Integration of Metabolism	
17	Water , electrolytes and acid – base balance	
18	Nutrition	
19	DNA Replication ,recombination and repair	
20	Protein biosynthesis	
21	Metabolism of Xenobiotics	
22	Plasma Proteins and immunoglobulins	
23	Cancer	

for H.O.D.
Dept.: General Human Physiology
& Biochemistry
Yogita Dental College & Hospital,
Khed, Ratnagiri

Shivtej Arogya Seva Sanstha's

Yogita Dental College and Hospital, Khed

Department Of Biochemistry

Curriculum Planning For Practical's :2023-24

1st year BDS

Sr.no	Topics	Staff in-charge
1	Tests for Monosaccharides	Dr. Sarita Basu Miss. Alisha D'Souza Miss. Divyani Bharati
2	Test for Disaccharides	
3	Precipitation reactions of proteins	
4	Colour Reactions of Proteins	
5	Normal Constituents of Urine	
6	Abnormal Constituents of Urine	
7	Estimation of Total Proteins	
8	Estimation of Blood Glucose By enzymatic Methods	
9	Estimation of Serum Creatinine	
10	Estimation of Urine Creatinine	
11	LCD- Colorimetry	
12	LCD-Electrophoresis	
13	LCD- Liver function tests	
14	LCD- Renal Function Tests	
15	LCD- Thyroid Function tests	

Dr. Sarita Basu
H.O.D.

Dept.: General Human Physiology
& Biochemistry
Yogita Dental College & Hospital,
Khed, Ratnagiri.

Department Of Microbiology
Curriculum Planning for Theory :2023-24

SR.NO	NAME OF TOPIC	Staff in- charge
	GENERAL MICROBIOLOGY	
1	Introduction	
2	Microscopy	
3	Morphology of bacteria	
4	Physiology	
5	Sterilization	
6	Disinfection	
	IMMUNOLOGY	
7	Host-Parasitic relationship	
8	Immunity	
9	Structure and function of Immune System	
10	Complement	
11	Antigen	
12	Antibody	Dr.Ramya kumaran Ms. Aishwarya Dr. Komal
	BACTERIOLOGY	
13	Staphylococcus	
14	Streptococcus	
15	Pneumococcus	
16	Neisseria	
17	Corynebacterium	
18	Actinomycetes and Lactobacillus	
	VIROLOGY	
19	Introduction of Virology	
20	Lab diagnosis of viral diseases and Treatments	
21	Host virus Interaction	
22	Herpes Virus	
	MYCOLOGY	
23	Introduction of Mycology	
24	Dermatophytoses	
	PARASITOLOGY	
25	Introduction of Parasitology	
26	Intestinal Protozoa	
27	Malaria	

For *Amolite*

M.D.
Head of Department Microbiology & Immunology
Yashwantrao Chavan College & Hospital,
Warananagar, Warananagar

SR.NO	NAME OF TOPIC	Staff in- charge
	GENERAL MICROBIOLOGY	
28	Biomedical waste management	
29	Culture media	
30	Culture Methods	
31	Sample collection methods	
	IMMUNOLOGY	
32	Antigen & Antibody Reaction -1	
33	Antigen & Antibody Reaction -11	
34	Immune response -I	
35	Immune response-II	
	BACTERIOLOGY	
36	Bacillus	Dr. Ramya kumaran
37	Clostridium	Ms. Aishwarya
38	Mycobacterium Tuberculosis	Dr. Komal
39	Atypical Mycobacteria	
	VIROLOGY	
40	Bacteriophage	
41	Hepatitis viruses	
42	HIV & PEP	
	MYCOLOGY	
43	Subcutaneous Mycoses	
44	Systemic Mycoses	
	PARASITOLOGY	
45	Hemo flagellates	
46	Other protozoa	
47	Cestodes	

For Amolite

H.D.D.

Dept. General Pathology & Microbiology
 Yashwantrao Chavan Dental College & Hospital,
 Rajawade, Mumbai.

SR.NO	NAME OF TOPIC	Staff in- charge
	GENERAL MICROBIOLOGY	
48	Normal flora	
49	Identification and AST	
50	Bacterial genetics and Drug resistance	
51	Hospital Acquired infections	
	IMMUNOLOGY	
52	Immunodeficiency diseases	
53	Autoimmunity	
54	Immunoematology	
55	Transplantation	
56	Malignancies	
	BACTERIOLOGY	
57	Mycobacterium leprae	Dr.Ramya kumaran
58	Non Sporing Anaerobes	Ms. Aishwarya
59	Treponema	Dr. Komal
60	Leptospira and borrelia	
	VIROLOGY	
61	MMR	
62	Oncogenic & Miscellaneous viruses	
	MYCOLOGY	
63	Oral lesion of systemic Mycoses	
64	Opportunistic fungal infections	
	PARASITOLOGY	
65	Intestinal nematodes	
66	Recent Advances in diagnostic Microbiology	

For Amolite

H.O.D
 Dept. General Pathology & Microbiology
 Yashwantrao Chavan Dental College & Hospital,
 Ahmednagar.

Department Of Microbiology

Curriculum Planning for Practical 2023-24

SR. NO	NAME OF TOPIC	STAFF IN-CHARGE
1	Microscopy	Dr.Ramya kumaran Ms. Aishwarya Dr. Komal
2	Morphology of bacteria	
3	Staining Techniques-Gram	
4	Staining Techniques-ZN	
5	Sterilization and disinfections	
6	Principles of diagnostic Microbiology-I	
7	Principles of diagnostic Microbiology-II	
8	Immunological & Serological methods	
9	Staphylococcus	
10	Streptococcus	
11	Neisseria	
12	Corynebacterium	
13	Bacillus	
14	Mycobacteria-TB & Atypical	
15	Mycobacterium leprae	
16	Pseudomonas and HAI	
17	Clostridia	
18	Non-Sporing Anaerobes	
19	Spirochetes	
20	Actinomycetes & Nocardia	
21	Virology	
22	Intestinal Protozoa	

SR.NO	NAME OF TOPIC	STAFF IN-CHARGE
23	Blood and tissue protozoa	Dr.Ramya kumaran Ms. Aishwarya Dr. Komal
24	Cestodes	
25	Intestinal nematodes	
26	Mycology	

For Anolite

H.O.D

Dept. General Pathology & Microbiology
Yashwantrao Chavan College & Hospital
Waran, Solapur

24/08/2024

Shivtej Arogya Seva Sanstha's
Yogita Dental College & Hospital, Khed
Department of Pharmacology
Curriculum planning for Theory : 2023-24

Sr No	Name of Topic	Staff In charge
1	Introduction to Pharmacology	Dr. Yugandhara
2	Routes of drug Administration	
3	Pharmacodynamics	
4	Pharmacokinetics	
5	Adverse drug reaction	
6	Introduction to ANS	
7	Adrenergic drugs	
8	Antiadrenergic drugs	
9	Cholinergic drugs	
10	Anticholinergic drugs	
11	Treatment of cough	
12	Treatment of Asthma	
13	Treatment of vomiting	
14	Treatment of peptic ulcer	
15	Diuretics	Dr. Pallavi
16	Antihypertensive drugs	
17	Antianginal drugs	
18	Treatment of Arrhythmia	Dr. Manmohan
19	Insulin	
20	Oral hypoglycaemic drugs	
21	Treatment of Thyroid	
22	NSAID	
23	Opioid analgesics	
24	Local Anaesthetics	
25	General Anaesthesia	
26	Corticosteroids	
27	Autocoids	
28	Coagulants, Anticoagulants	
29	Fibrinolytics & antifibrinolytics	
30	Vitamins	
31	Alcohol	
32	Skeletal muscle relaxants	
33	Antiepileptics	
34	Antipsychotics	
35	Antiparkinsonian drugs	
36	Sedatives & Hypnotics	
37	Antidepressants & Anxiolytics	
38	Introduction to chemotherapy	

39	Sulfonamides & clotrimoxazole
40	Beta lactum antibiotics
41	Cephalosporins
42	Fluroquinolones
43	Nitroimidazoles
44	Broad spectrum antibiotics
45	Aminoglycosides
46	Macrolide antibiotics
47	Antifungal drugs
48	Antiviral drugs
49	Anthelmintics
50	Antitubercular drugs
51	Antileprosy drugs
52	Anticancer drugs
53	Antiretroviral drugs
54	Antiseptic Disinfectants
55	Dental disorders drugs & applications
56	Dental emergencies

for 
HOD

Department of Pharamacology

24/08/2024

Shivtej Arogya Seva Sanstha's
Yogita Dental College & Hospital, Khed

Department of Pharmacology
Curriculum planning for Theory : 2023-24

Sr No	Name of the Topic	Staff Incharge
1	Dosage form and preparations	Dr. Yugandhara
2	Introduction to pharmacy	
3	Prescription order	
4	Abbreviations	Dr. Apeksha
5	Mixture	
6	Astringent gum paints	
7	Condy's lotion	Dr. Manmohan
8	Obtudent solution	
9	Mouth wash	
10	Tooth powder	
11	Tooth paste	
12	Cttisism correct and rewrite	
13	Drug of choice	


HOD

Department of Pharamacology