


**Dental graduate attributes as described in
the website of the College**

ORAL AND MAXILLOFACIAL RADIOLOGY


Topic 1- Scope of the subject and history of origin

No	COMPETENCY The student should able to	Domain K/S/A/ C	Level K/KH/ SH/P	Must know/ Nice to know/ Desired to know	Teaching learning methods	Assessment Methods	Vertical Integration	Horizontal integration
1	Define radiation, Radiology	K	K	MK	Large group	Written exam	-	-
1	Discuss the scope of subject	K	K	MK	Large group	Written exam	-	-
1	Discuss the history of radiology.	K	K	MK	Large group	Written exam	-	-
1	Discuss history about dental radiology	K	K	MK	Large group	Written exam	-	-


Dept. of Oral Diagnosis, Medicine & Radiology,
Yogita Dental College & Hospital
Khed, Dist. Ratnagiri.


Topic 2- Physics of radiation

No	COMPETENCY	Domain K/S/A/ C	Level K/KH/ SH/P	Must know/ Nice to know/ Desire d to know	Teachi ng learnin g metho ds	Assess ment Metho ds	Vertic al Integr ation	Horizo ntal integra tion
2 1	Describe the nature and types of radiations	K	K	MK	Large group	Written exam	-	-
2 2	Explain source of radiations	K	K	MK	Large group	Written exam	-	-
2 3	Explain production of X- rays	K	K	MK	Large group	Written exam	-	-
2 4	Discuss properties of X-rays	K	K	MK	Large group	Written exam	-	-
2 5	Explain radiation measuring units.	K	K	MK	Large group	Written exam	-	-


 Dept. of Oral Diagnosis, Medicine & Radiology,
 Yogita Dental College & Hospital
 Khed, Dist. Ratnagiri.


Topic 3- Biological effects of radiation

No	COMPETENCY	Domain K/S/A/ C	Level K/KH/ SH/P	Must know/ Nice to know/ Desire d to know	Teachi ng learnin g metho ds	Assess ment Metho ds	Vertic al Integr ation	Horizo ntal integra tion
31	Explain cell cycle .	K	K	MK	Large group	Written exam	-	-
32	Discuss effects of radiation on organs and on oral cavity.	K	K	MK	Large group	Written exam	-	-
33	Discuss most and least sensitive cells of the body	K	K	MK	Large group	Written exam	-	-
34	Differentiate stochastic and deterministic effects.	K	K	MK	Large group	Written exam	-	-


 Dept. of Oral Diagnosis, Prosthodontics & Radiology,
 Yogita Dental Clinic Hospital
 Khed, Dist. Solapur.


Topic 4- Radiation safety and protection measures

No	COMPETENCY The student should able to	Domain K/S/A/ C	Level K/KH/ SH/P	Must know/ Nice to know/ Desire d to know	Teachi ng learnin g metho ds	Assess ment Metho ds	Vertic al Integr ation	Horizo ntal integra tion
4 1	Discuss the rationale of radiation safety	K	K	MK	Large group	Written exam	-	-
4 2	Discuss the radiation safety measures for operator	K	K	MK	Large group	Written exam	-	-
4 3	Discuss the radiation safety measures for patients	K	K	MK	Large group	Written exam	-	-
4 4	Demonstrate the safety and protection measures during radiograph taking.	K/S/A/ C	K/P	MK	DOAP	DOPS	-	-


 Dept. of Oral Diagnosis, Medicine & Radiology,
 Yegita Dental College & Hospital
 Khed, Dist. Ratnagiri.


Topic 5- Principles of image production

No	COMPETENCY The student should able to	Domain K/S/A/ C	Level K/KH/ SH/P	Must know/ Nice to know/ Desire d to know	Teaching learning methods	Assessment Methods	Vertical Integration	Horizontal integration
51	Discuss the principle of projection geometry	K	K	MK	Large group	Written exam	-	-
52	Demonstrate on the various films the principle of projection geometry	K/S/A	K/P	MK	Large group, DOAP	DOPS	-	-


 Dept. of Oral Diagnosis, Medicine & Radiology,
 Yogita Dental College & Hospital
 Khed, Dist. Ratnagiri.

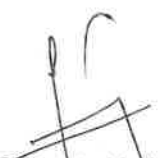
Topic 6- Radiographic techniques:

No	COMPETENCY The student should able to	Domain K/S/A/ C	Level K/KH/ SH/P	Must know/ Nice to know/ Desire d to know	Teachi ng learnin g metho ds	Assess ment Metho ds	Vertic al Integr ation	Horizo ntal integra tion
61	Discuss intraoral techniques	K	K	MK	Large group	Written exam	-	-
62	Describe indications and techniques for IOPA.	K	K	MK	Large group	Written exam	-	-
63	Describe indications and techniques for Bitewing radiograph	K	K	MK	Large group	Written exam	-	-
64	Describe indications and techniques for occlusal radiograph	K	K	MK	Large group	Written exam	-	-


 Dept. of Oral Diagnosis, Medicine & Radiology.
 Yogita Dental College & Hospital
 Khed, Dist. Raichur.


Topic 7- Radiographic normal anatomical landmarks

No	COMPETENCY The student should able to	Domain K/S/A/C	Level K/KH/ SH/P	Must know/ Nice to know/ Desire d to know	Teaching learning methods	Assessment Methods	Vertical Integration	Horizontal integration
71	Discuss the principle of shadow casting.	K	K	MK	Large group	Written exam	-	-
72	Enumerate the radiographic normal radiographic landmark	K	K	MK	Large group	Written exam	-	-
73	Demonstrate the various landmarks.	K/S/A	K/P	MK	Small group, DOAP	DOPS	-	-
74	Identify radiographic landmarks	K	K	MK	Small group	OSCE	-	-


 Dept. of Oral Diagnosis, Medicine & Radiology,
 Yogita Dental College & Hospital
 Khed, Dist. Raichur.


Topic 8- Faulty radiographs and artefacts in radiographs

No	COMPETENCY The student should able to	Domain K/S/A/C	Level K/KH/ SH/P	Must know/ Nice to know/ Desire d to know	Teaching learning methods	Assessment Methods	Vertical Integration	Horizontal integration
81	Classify faulty radiographs and artifacts in radiographs.	K	K	MK	Large group	Written exam	-	-
82	Discuss the reason for faulty radiographs.	K	K	MK	Large group	Written exam	-	-
83	Demonstrate faults on radiograph	K/S/A	K/P	MK	Small group	OSCE	-	-


 Dept. of Oral Diagnosis, Medicine & Radiology,
 Yogita Dental College & Hospital
 Khed, Dist. Ratnagiri.


Topic 9- Contrast radiography and basic knowledge of radio-active isotopes

No	COMPETENCY The student should able to	Domain K/S/A/C	Level K/KH/SH/P	Must know/ Nice to know/ Desire d to know	Teachi ng learnin g metho ds	Assess ment Metho ds	Vertic al Integr ation	Horizo ntal integra tion
91	Discuss contrast radiography	K	K	MK	Large group	Written exam	-	-
92	Discuss radioactive isotopes	K	K	MK	Large group	Written exam	-	-
93	Classify contrast radiography techniques with indications	K	K	MK	Large group	Written exam	-	-
94	Discuss use of radioactive isotopes for imaging	K	K	MK	Large group	Written exam	-	-
95	Discuss contrast radiographic	K	K	MK	Large group	Written exam	-	-


 Dept. of Oral Diagnosis, Medicine & Radiology,
 Yogita Dental College & Hospital
 Khed, Dist. Ratnagiri.

Topic 10- Principles of radiotherapy of oro-facial malignancies and complications of radiotherapy

No	COMPETENCY The student should able to	Domain K/S/A/C	Level K/KH/SH/P	Must know/ Nice to know/ Desired to know	Teaching learning methods	Assessment Methods	Vertical Integration	Horizontal integration
101	Discuss principles of radiotherapy of oro-facial malignancies a	K	K	MK	Large group	Written exam	-	-
102	Discuss technique of radiotherapy	K	K	MK	Large group	Written exam	-	-
103	Discuss complications of radiotherapy	K	K	MK	Large group	Written exam	-	-
104	Select and justify most suitable management option of complications of radiotherapy	K	K	MK	Large group	Written exam	-	-


 Dept. of Oral Diagnosis, Medicine & Radiology,
 Yogita Dental College & Hospital
 Khed, Dist. Ratnagiri.

Topic 11- Interpretation of radiographs in various abnormalities of teeth, bones and other orofacial tissues

No	COMPETENCY The student should able to	Domain K/S/A/C	Level K/KH/ SH/P	Must know/ Nice to know/ Desire d to know	Teaching learning methods	Assessment Methods	Vertical Integration	Horizontal integration
111	Discuss interpretation of radiographs.	K	K	MK	Large group	Written exam	-	-
112	Demonstrate interpretation of intraoral and extraoral radiographs.	K/S/A	K/P	MK	Small group	OSCE	-	-
113	Perform intraoral radiograph interpretation	K/S/A	K/P	MK	DOAP	DOPS	-	-

Dept. of Oral Diagnosis, Medicine & Radiology,
Yogita Dental College & Hospital
Khed, Dist. Ratnagiri.




Department of Oral medicine

Oral Medicine

Topic 1- Temporomandibular joint disorders


	COMPETENCY for	Do ma in K/ S/ A/ C	Lev el K/ KH /SH /P	Must know/ Nice to know/ Desire d to know	Teachi ng learnin g metho ds	Assess ment Metho ds	Vertic al Integr ation	Horizo ntal integra tion
1.	Discuss anatomy, applied anatomy of TMJ and muscles of mastication	K	K	MK	Large group in Lecture	Written	Dental Anatomy	-
1. 2	Classify TMJ disorders.	K	K	MK	Large group in Lecture	written	-	-
1. 2	Discuss etiology, clinical features of TMJ ankylosis.	K	K	MK	Large group in Lecture	Written	-	-
1. 3	Discuss TMJ disc derangements.	K	K	MK	Large group in Lecture	Written, Viva voce	-	-
1. 4	Explain the pathophysiology, clinical features, diagnosis and management of MPDS.	K	K	MK	Large group in Lecture	Written, OSCE	-	-
1. 5	Explain various investigations modality for TMJ.	K	K	MK	Large group in Lecture	written	-	-
1. 6	Explain indications for conventional techniques and describe the technique	K/A /C	K/S H/P	MK	Large group in Lecture	Written, DOPS	-	-
1. 7	Demonstrate the techniques of conventional TMJ imaging.	K/A /C	K/S H/P	MK	Large group in Lecture	DOPS, Skill assessment	-	-
1. 8	Explain specialized techniques with indications.	K/A /C	K/S H/P	MK	Large group in Lecture	OSCE, D OPS	-	-

1.9	Perform clinical examination of TMJ and muscles of mastication	K/A /C	K/S H/P	MK	Large group in Lecture	DOPS	-	-
1.10	Select and Justify most suitable diagnostic approach and treatment	K/A /C	K	MK	Large group in Lecture	PBL	-	-


 Dept. of Oral Diagnosis, Medicine & Radiology,
 Yogita Dental College & Hospital,
 Khered, Dist. Ratnagiri.


Topic 2- Cysts of Jaw

No	COMPETENCY for	D o m a i n K / S / A / C	Level K/KH/ SH/P	Must know/ Nice to know/ Desire d to know	Teachi ng learnin g metho ds	Assess ment Metho ds	Vertic al Integr ation	Horizo ntal integra tion
2.1	Classify cysts of jaw. Explain the pathophysiology of cyst Formation.	K	K	MK	Large group in Lecture	Written exam	Oral pathol ogy and Micro biolog y	-
2.2	Discuss the clinical and radiographic features of cyst	K	K	MK	Large group in Lecture	Written exam, Viva voce	-	-
2.3	Discuss differential diagnosis of the cyst	K	K	MK	Large group in Lecture PBL	Written exam Viva voce problem based questio ns	--	-
2.4	Discuss management of cyst	K	K	MK	Large group in Lecture	Written exam Viva voce	-	Oral Surgery


 Dept of Oral Diagnosis, Medicine & Radiology,
 Yogita Dental College & Hospital
 Khed, Dist. Ratnagin.


Topic 3- Tumors of Jaw- Benign and Malignant

No	COMPETENCY for	Domain K/S/A/ C	Level K/KH/ SH/P	Must know/ Nice to know/ Desired to know	Teaching learning methods	Assessment Methods	Vertical Integration	Horizontal integration
31	Classify tumors of jaw. Explain the pathophysiology of tumor formation.	K	K	MK	Large group in Lecture	Written exam	-	-
32	Differentiate between benign and malignant tumors.	K	K	MK	Large group in Lecture	Written exam	-	-
33	Discuss the clinical and radiographic features of tumours of jaws	K	K	MK	Large group in Lecture	Written exam	-	-
34	Discuss differential diagnosis of the tumours	K	K	MK		Written exam	-	
35	Discuss management of tumours	K	K	MK	Large group	Written exam	-	Oral surgery


 Dept. of Oral Diagnosis, Medicine & Radiology,
 Yashwantrao Chavan Dental College & Hospital,
 Dadar, Mumbai.


Topic4-Vesiculobullous lesion

No	COMPETENCY The student should able to	Domain K/S/A/ C	Level K/KH/ SH/P	Must know/ Nice to know/ Desire d to know	Teachi ng learnin g metho ds	Assess ment Metho ds	Vertic al Integr ation	Horizo ntal integra tion
4 1	Classify vesiculo- bullous lesions of the oral mucosa	K	K	MK	Large group	Written exam Viva voce	-	-
4 2	Discuss etiological factors involved in the causation of oral vesiculo bullous lesions	K	K	MK	Large group	Written exam	-	-
4 3	Explain clinical features of the more common types of vesicular and bullous lesions	K	K	MK	Large group	Written exam	-	-
4 4	Discuss investigative methods employed in the diagnosis of vesiculo bullous lesions.	K/S	K	MK	Large group	Written exam Viva voce	-	-
4 5	Explain therapeutic management of oral vesiculo- bullous lesions	K	K	MK	Large group	Written exam	-	-


 Dept. of Oral Diagnosis, Medicine & Radiology,
 Yagta Dental College & Hospital
 Khed, Dist. Ratnagiri.


Topic 5- Infections of oral cavity

No	COMPETENCY The student should able to	Domain K/S/A/C	Level K/KH/ SH/P	Must know/ Nice to know/ Desired to know	Teaching learning methods	Assessment Methods	Vertical Integration	Horizontal integration
51	Classify various infections of oral and paraoral structures.	K	K	MK	Large group	Written exam	-	-
52	Explain clinical features, differentiating features of one infection from other.	K	K	MK	Large group	Written exam	-	-
53	Select and justify the investigation and demonstrate the data interpretation	K/S	K	MK	Large group, PBL	Written exam, problem based question	-	-
54	Discuss various treatment options depending on the infection		K	MK	Large group	Written exam	--	-


 Dept. of Oral Diagnosis, Medicine & Radiology,
 Yashita Dental College & Hospital
 Raigarh, Dist. Raipur.

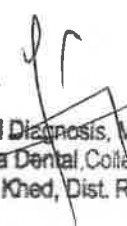
Topic6- Red and white lesions of oral cavity

N o		Domai n K/S/A/ C	Level K/KH/ SH/P	Must know/ Nice to know/ Desire d to know	Teachi ng learnin g metho ds	Assess ment Metho ds	Vertic al Integr ation	Horizo ntal integra tion
6 1	Classify red and white lesions	K	K	MK	Large group	Written exam	-	-
6 2	Explain clinical features and differential diagnosis of each lesion	K	K	MK	Large group	Written exam	-	-
6 3	Explain the diagnostic procedure	K	K	MK	Large group	Written exam	-	-
6. 4	Demonstrate FNAC, Biopsy technique	K/S/A/ C	K/SH/P	MK	DOAP	DOPS	-	-
6. 5	Discuss the management plan for case	K	K	MK	Large group	Written exam	--	-
6. 6	Select the suitable investigation and treatment option depending on the patient	K	K	MK	Large group, PBL	Written exam, problem based question	-	-


 Dept. of Oral Diagnosis, Medicine & Pathology,
 Yogita Dental College & Hospital,
 Khed, Dist. Ratnagiri.


Topic 7- Clinical aspect of Tongue disorders

N o	COMPETENCY The student should able to	Domai n K/S/A/ C	Level K/KH/ SH/P	Must know/ Nice to know/ Desire d to know	Teachi ng learnin g metho ds	Assess ment Metho ds	Vertic al Integr ation	Horizo ntal integra tion
7 1	Describe anatomy, applied anatomy, nerve supply, blood supply of tonue.	K	K	MK	Large group	Written exam	-	-
7 2	Classify tongue disorders.	K	K	MK	Large group	Written exam	-	-
7 3	Explain clinical features, differential diagnosis and investigations for tongue disorders.	K	K	MK	Large group	Written exam	-	-
7 4	Discuss managent of tongue disorders	K	K	MK	Large group	Written exam	-	-


 Dept. of Oral Diagnosis, Medicine & Radiology,
 Yogita Dental College & Hospital
 Khed, Dist. Ratnagiri.


Topic 8- Pigmented lesions

N o	COMPETENCY The student should able to	Domai n K/S/A/ C	Level K/KH/ SH/P	Must know/ Nice to know/ Desire d to know	Teachi ng learnin g metho ds	Assess ment Metho ds	Vertic al Integr ation	Horizo ntal integra tion
8 1	Classify oral pigmented lesions	K	K	MK	Large group	Written exam	-	-
8 2	Discuss pathophysiology.	K	K	MK	Large group	Written exam	-	-
8 3	Explain clinical features and differential diagnosis	K	K	MK	Large group	Written exam Viva voce	-	-
8 4	Discuss investigations and management of each case.	K	K	MK	Large group, PBL	Written exam, problem	-	-


 Dept. of Oral Diagnosis, Medicine & Radiology,
 Yogita Dental College & Hospital
 Khed, Dist. Ratnagiri.


Topic 9- Salivary Glands disorder

No	COMPETENCY The student should able to	Domain K/S/A/ C	Level K/KH/ SH/P	Must know/ Nice to know/ Desire d to know	Teachi ng learnin g metho ds	Assess ment Metho ds	Vertic al Integr ation	Horizo ntal integra tion
91	Discuss anatomy, applied anatomy and physiology of major and minor salivary glands	K	K	MK	Large group	Written exam	-	-
92	Classify salivary gland disorders	K	K	MK	Large group	Written exam	-	-
93	Perform clinical examination of salivary glands	K/S/A/ C	K/P	MK	DOAP	DOPS	-	-
94	Discuss the investigations for various salivary gland disorders	K	K	MK	Large group	Written exam	-	-
95	Discuss the clinical features of salivary gland disorders	K	K	MK	Large group	Written exam	-	-
96	Demonstrate data interpretation and differential diagnosis	K/S	P	MK	DOAP	DOPS , OSCE , proble m based questio ns	-	-


 Dept. of Oral Diagnosis, Medicine & Radiology,
 Yogita Dental College & Hospital
 Khed, Dist. Ratnagiri.


Topic 10- Orofacial pain

N o	COMPETENCY The student should able to	Domai n K/S/A/ C	Level K/KH/ SH/P	Must know/ Nice to know/ Desire d to know	Teachi ng learnin g metho ds	Assess ment Metho ds	Vertic al Integr ation	Horizo ntal integra tion
1 0 1	Discuss the nerve supply in orafacial region.	K	K	MK	Large group	Written exam,v iva voce	Human Anatomy	-
1 0 2	Explain Pain pathways.	K	K	MK	Large group	Written exam,v iva voce	-	-
1 0 3	Classify pain pathways	K	K	MK	Large group	Written exam,v iva voce	-	-
1 0 4	Discuss the characteristic nature of pain in each entity.	K	K	MK	Large group	Written exam,v iva voce	-	-
1 0 5	Discuss the differential diagnosis of orofacial pain	K	K	MK	PBL	OSCE,pr oblem based questio ns	-	-
1 0 6	Select and justify most suitable treatment option taking in account patient's disorder	K/S	K	MK	PBL	OSCE,pr oblem based questio ns	-	-


 Dept of Oral Diagnosis, Medicine & Radiology,
 Yogita Dental College & Hospital
 Khed, Dist. Ratnagiri.


Topic 11- Oral manifestations of systemic diseases

No	COMPETENCY	Domain K/S/A/ C	Level K/KH/ SH/P	Must know/ Nice to know/ Desire d to know	Teachi ng learnin g metho ds	Assess ment Metho ds	Vertic al Integr ation	Horizo ntal integra tion
111	Discuss the systemic conditions which manifests as oral lesions.	K	K	MK	Large group	Written exam	-	-
112	Describe clinical features of systemic condition and explain its oral manifestation.	K	K	MK	Large group	Written exam	-	-
113	Discuss the differential diagnosis of various conditions	K	K	MK	Large group	Written exam	-	-
114	Perform diagnostic procedures, investigations, refer patient to physician if required.	K/A/C	K/P	MK	DOAP	DOPS	-	-
115	Select and justify the treatment options for the condition.	K	K	MK	Large group	Written exam	-	-


 Dept. of Oral Diagnosis, Medicine & Radiology,
 Yogita Dental College & Hospital
 Khed, Dist. Rahagiri.


Topic 12- Bleeding and clotting disorders

No	COMPETENCY	Domain K/S/A/ C	Level K/KH/ SH/P	Must know/ Nice to know/ Desire d to know	Teachi ng learnin g metho ds	Assess ment Metho ds	Vertic al Integr ation	Horizo ntal integra tion
1 2 1	Discuss clotting mechanism.	K	K	MK	Large group	Written exam	-	-
1 2 2	Classify bleeding and clotting mechanism	K	K	MK	Large group	Written exam	-	-
1 2 3	Perform diagnostic procedures, investigations, refer patient to physician if required.	K/S/A/ C	K/P	MK	DOAP	DOPS	-	-
1 2 4	Select and justify the treatment option taking into account patients condition	K	K	MK	Large group	Written exam	-	-


 Dept. of Oral Diagnosis, Medicine & Radiology,
 Yogita Dental College & Hospital
 Khed, Dist. Ratnagiri.

Topic13- Pulpal and periapical lesions

No	COMPETENCY	Domain K/S/A/ C	Level K/KH/ SH/P	Must know/ Nice to know/ Desire d to know	Teachi ng learnin g metho ds	Assess ment Metho ds	Vertic al Integr ation	Horizo ntal integra tion
131	Classify pulpal and periapical lesions	K	K	MK	Large group	Written exam	-	-
132	Discuss pathophysiology of pulpal and periapical lesions	K	K	MK	Large group	Written exam	-	-
133	Describe the clinical features of pulpal and periapical lesions	K	K	MK	Large group	Written exam	-	-
134	Perform diagnostic procedures, investigations, if required.	K/S/A/ C	K/P	MK	DOAP	DOPS	-	-
135	Select and justify the treatment option taking into account patients	K	K	MK	Large group	Written exam	-	-



 Dept. of Oral Diagnosis, Medicine & Radiology,
 Yojna Dental College & Hospital
 Khed, Dist. Ratnagiri.

Topic 14- Oral cancer

No	COMPETENCY	Domain K/S/A/ C	Level K/KH/ SH/P	Must know/ Nice to know/ Desire d to know	Teachi ng learnin g metho ds	Assess ment Metho ds	Vertic al Integr ation	Horizo ntal integra tion
14.1	Discuss the pathophysiology of cancer development	K	K	MK	Large group	Written exam	-	-
14.2	Discuss carcinogens	K	K	MK	Large group	Written exam	-	-
14.3	Discuss the clinical features of oral cancer	K	K	MK	Large group	Written exam	-	-
14.4	Discuss the histopathology of oral squamous cell carcinoma	K	K	MK	Large group	Written exam	-	-
14.5	Record case history, gather relevant information related to systemic status, nutritional status, addictive habits	K	K	MK	Large group	Written exam	-	-
14.6	Perform clinical examination- intraoral and extraoral	K/S/A/C	K/P	MK	DOAP	DOPS	-	-
14.7	Demonstrate data interpretation and differential diagnosis	K/S/A/C	K/P	MK	DOAP	DOPS	-	-
14.8	Discuss the treatment modality for oral cancer with its complications and management.	K	K	MK	Large group	Written exam	-	-


Topic- 15 Diseases of bone and Osteodystrophies

No	COMPETENCY	Domain K/S/A/ C	Level K/KH/ SH/P	Must know/ Nice to know/ Desire d to know	Teachi ng learnin g metho ds	Assess ment Metho ds	Vertic al Integr ation	Horizo ntal integra tion
151	Classify the diseases of bone and osteodystrophies	K	K	MK	Large group	Written exam	-	-
152	Discuss pathogenesis of it	K	K	MK	Large group	Written exam	-	-
153	Describe the clinical feature of bone diseases	K	K	MK	Large group	Written exam	-	-
154	Discuss the radiologic appearance of bone diseases.	K	K	MK	Large group	Written exam	-	-


 Dept. of Oral Diagnosis, Medicine & Radiology,
 Yogita Dental College & Hospital
 Khed, Dist. Ratnagiri.

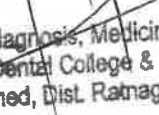
Topic- 16 Teeth: Developmental abnormalities

No	COMPETENCY	Domain K/S/A/ C	Level K/KH/ SH/P	Must know/ Nice to know/ Desire d to know	Teachi ng learnin g metho ds	Assess ment Metho ds	Vertic al Integr ation	Horizo ntal integra tion
161	Discuss development, histology of teeth	K	K	MK	Large group	Written exam	-	-
162	Discuss the developmental abnormalities of teeth	K	K	MK	Large group	Written exam	-	-
163	Discuss radiographic appearances of developmental abnormalities of teeth	K	K	MK	Large group	Written exam	-	-
164	Differentiate radiographic appearances of tooth anomaly	K	K	MK	Large group	Written exam	-	-


 Dept. of Oral Diagnosis, Medicine & Radiology,
 Yogita Dental College & Hospital
 Khed, Dist. Ratnagiri.


Topic 17- Endocrine disorder Acro-megaly and hyperparathyroidism

No	COMPETENCY The student should able to	Domain K/S/A/ C	Level K/KH/ SH/P	Must know/ Nice to know/ Desired to know	Teaching learning methods	Assessment Methods	Vertical Integration	Horizontal integration
17.1	Discuss the endocrine glands and the hormones	K	K	MK	Large group	Written exam	-	-
17.2	Discuss investigations, oral changes and management.	K	K	MK	Large group	Written exam	-	-
17.3	Discuss hyperparathyroidism, investigations, oral changes and management.	K	K	MK	Large group	Written exam	-	-
17.4	Record case history , gather relevant information related to the condition	K/S/C	K/P	MK	Small group	OSCE	-	-


 Dept. of Oral Diagnosis, Medicine & Radiology,
 Yogita Dental College & Hospital
 Khet, Dist. Raigarh.


Topic 18- Periodontal diseases

No	COMPETENCY	Domain K/S/A/ C	Level K/KH/ SH/P	Must know/ Nice to know/ Desire d to know	Teachi ng learnin g metho ds	Assess ment Metho ds	Vertic al Integr ation	Horizo ntal integra tion
181	Describe periodontium	K	K	MK	Large group	Written exam	-	-
182	Classify periodontal diseases	K	K	MK	Large group	Written exam	-	-
183	Discuss the clinical and radiographic features of periodontal diseases	K	K	MK	Large group	Written exam	-	-
184	Perform the clinical examination of periodontium	K/S/A	K/P	MK	DOAP	DOPS	-	-


 Dept. of Oral Diagnosis, Medicine & Radiology,
 Yogita Dental College & Hospital
 Khed, Dist. Ratnagiri.


Topic 19- Granulomatous diseases

N o	COMPETENCY The student should able to	Domai n K/S/A/ C	Level K/KH/ SH/P	Must know/ Nice to know/ Desire d to know	Teachi ng learnin g metho ds	Assess ment Metho ds	Vertic al Integr ation	Horizo ntal integra tion
1 9 1	Discuss the pathogenesis of granulomatous diseases	K	K	MK	Large group	Written exam	-	-
9 2	Classify granulomatous diseases	K	K	MK	Large group	Written exam	-	-
1 9 3	Record case history , gather relevant information related to the condition	K/S/A/ C	K/P	MK	Small group	OSCE	-	-
1 9 4	Select the appropriate investigation	K	K	MK	Large group	Written exam	-	-
1 9 5	Select and justify most suitable treatment option considering patients condition	K	K	MK	Large group	Written exam	-	-


 Dept. of Oral Diagnosis, Medicine & Radiology,
 Yogita Dental College & Hospital
 Khed, Dist. Ratnagiri.


Topic 20- Cervico-facial lymphadenopathy

No	COMPETENCY The student should able to	Domain K/S/A/ C	Level K/KH/ SH/P	Must know/ Nice to know/ Desire d to know	Teachi ng learnin g metho ds	Assess ment Metho ds	Vertic al Integr ation	Horizo ntal integra tion
201	Discuss anatomy and applied anatomy of lymph and lymphatic system	K	K	MK	Large group	Written exam	-	-
202	Explain cervical lymph nodes	K	K	MK	Large group	Written exam	-	-
203	Explain lymphadenopathy and discuss the pathphysiology	K	K	MK	Large group	Written exam	-	-
204	Discuss the differential diagnosis of cervical lymphadenopathy	K	K	MK	Large group	Written exam	-	-
205	Discuss the investigations required for patient condition	K/S/A	P	MK	PBL	DOPS, O SCE, Vivavoc e, Proble m based questio n	-	-


 Dept. of Oral Diagnosis, Medicine & Radiology
 Yogita Dental College & Hospital
 Khed, Dist. Ratnagiri.

Topic 21- Forensic odontology

No	COMPETENCY The student should able to	Domain K/S/A/ C	Level K/KH/ SH/P	Must know/ Nice to know/ Desire d to know	Teachi ng learnin g metho ds	Assess ment Metho ds	Vertic al Integr ation	Horizo ntal integra tion
211	Discuss medicolegal aspects of orofacial injuries	K	K	MK	Large group	Written exam	-	-
212	Discuss identification of bite marks	K	K	MK	Large group	Written exam	-	-
213	Explain determination of age and sex	K	K	MK	Large group	Written exam	-	-
214	Discuss identification of cadavers by dental appliances, Restorations and tissue remnants	K	K	MK	Large group	Written exam	-	-


 Dept. of Oral Diagnosis, Medicine & Radiology,
 Yogita Dental College & Hospital
 Kherd, Dist. Ratnagiri.

Topic 22- Drugs commonly used in oral medicine

No	COMPETENCY The student should able to	Domain K/S/A/C	Level K/KH/SH/P	Must know/ Nice to know/ Desired to know	Teaching learning methods	Assessment Methods	Vertical Integration	Horizontal integration
22.1	Enumerate various drugs used in oral medicine	K	K	MK	Large group	Written exam	-	-
22.2	Classify and Discuss principle antibiotics.	K	K	MK	Large group	Written exam	-	-
22.3	Classify and Discuss principle chemotherapeutic agent	K	K	MK	Large group	Written exam	-	-
22.4	Classify and Discuss principle NSAIDS	K	K	MK	Large group	Written exam	-	-
22.5	Classify and Discuss principle astringents, mouth washes, styptics, demeluents, local surface anaesthetic, sialogogues, antisialogogues	K	K	MK	Large group	Written exam	-	-
22.6	Classify and Discuss drugs used in the treatment of malignancy	K	K	MK	Large group	Written exam	-	-

Dept. of Oral Diagnosis, Medicine & Radiology
 Yogita Dental College & Hospital
 Khed, Dist. Ratnagiri.



EVALUATION OF SEMINAR

NAME OF THE PRESENTER: Dr. Nimisha. N. Phatak.

TOPIC :- Muscles.

S. No.	Items for observation during presentation	Grade
1.	Article chosen	3
2.	Extent of understanding of scope and objectives of the paper by the candidate	3
3.	Whether cross references have been consulted	3
4.	Whether other relevant publications consulted	4
5.	Ability to respond to questions on the paper/subject	4
6.	Audio visual aids used	3
7.	Ability to defend the paper	3
8.	Clarity of presentation	4
9.	Any other observation	4
	Total Score	

Date:

C. Phatak

EVALUATION OF SEMINAR

NAME OF THE PRESENTER: Dr. Nimisha Phatak.

NAME OF PATIENT:- Growth prediction.

S.No.	Items for observation during presentation	Grade
1.	Whether other relevant publications consulted	3
2.	Whether cross-references have been consulted	3
3.	Completeness of the preparation	2
4.	Clarity of presentation	3
5.	Understanding of the subject	3
6.	Ability to answer questions	4
7.	Time scheduling	4
8.	Appropriate use of audio-visual aids	3
9.	Overall performance	3
10.	Any other observation	3
	Total	

0- POOR 1-BELOWAVERAGE 2-AVERAGE 3-GOOD 4- VERYGOOD
5- EXCELLENT

Date:

Signatures

Signature

EVALUATION OF SEMINAR

NAME OF THE PRESENTER: Dr. Nimisha Phatak

PATIENT'S NAME: - Beggs stage 3

S.No.	Items for observation during presentation	Grade
1.	Whether other relevant publications consulted	3
2.	Whether cross-references have been consulted	3
3.	Completeness of the preparation	2
4.	Clarity of presentation	3
5.	Understanding of the subject	4
6.	Ability to answer questions	3
7.	Time scheduling	3
8.	Appropriate use of audio-visual aids	3
9.	Overall performance	3
10.	Any other observation	3
	Total	

0- POOR 1-BELOW AVERAGE 2- AVERAGE 3- GOOD 4- VERY GOOD
5- EXCELLENT

Date:



EVALUATION OF JOURNAL CLUB PRESENTATION

NAME OF THE PRESENTER: Nimisha. Phatak.

TOPIC:- effectiveness of indirect banding technique.

S. No.	Items for observation during presentation	Grade
1.	Article chosen	3
2.	Extent of understanding of scope and objectives of the paper by the candidate	3
3.	Whether cross references have been consulted	3
4.	Whether other relevant publications consulted	4
5.	Ability to respond to questions on the paper/subject	3
6.	Audio visual aids used	3
7.	Ability to defend the paper	4
8.	Clarity of presentation	3
9.	Any other observation	3
	Total Score	

0- POOR 1-BELOW AVERAGE 2- AVERAGE 3- GOOD 4- VERY GOOD
5- EXCELLENT

Date:


Dr. Snehal Bhakur.

EVALUATION OF JOURNAL CLUB PRESENTATION

NAME OF THE PRESENTER: Nimisha Phedak

TOPIC:- Review on orthodontic brackets

S. No.	Items for observation during presentation	Grade
1.	Article chosen	3
2.	Extent of understanding of scope and objectives of the paper by the candidate	3
3.	Whether cross references have been consulted	4
4.	Whether other relevant publications consulted	4
5.	Ability to respond to questions on the paper/subject	3
6.	Audio visual aids used	3
7.	Ability to defend the paper	4
8.	Clarity of presentation	3
9.	Any other observation	3
	Total Score	

0- POOR 1-BELOW AVERAGE 2- AVERAGE 3- GOOD 4- VERY GOOD
5- EXCELLENT

Date:





EVALUATION OF JOURNAL CLUB PRESENTATION

NAME OF THE PRESENTER: Dr. Nimisha - Phatak.

TOPIC :- Mandibular changes produced by functional appliance in Class II malocclusion - A systemic review.

S. No.	Items for observation during presentation	Grade
1.	Article chosen	
2.	Extent of understanding of scope and objectives of the paper by the candidate	
3.	Whether cross references have been consulted	
4.	Whether other relevant publications consulted	
5.	Ability to respond to questions on the paper/subject	
6.	Audio visual aids used	
7.	Ability to defend the paper	
8.	Clarity of presentation	
9.	Any other observation	
Total Score		

0- POOR 1-BELOW AVERAGE 2-AVERAGE 3-GOOD 4- VERY GOOD
5- EXCELLENT

Date:

[Signature]

[Signature]

EVALUATION OF JOURNAL CLUB PRESENTATION

NAME OF THE PRESENTER: Dr. Minisha Phatak.

TOPIC :- Influence of functional appliance therapy
on glenoid fossa remodelling.

S. No.	Items for observation during presentation	Grade
1.	Article chosen	
2.	Extent of understanding of scope and objectives of the paper by the candidate	
3.	Whether cross references have been consulted	
4.	Whether other relevant publications consulted	
5.	Ability to respond to questions on the paper/subject	
6.	Audio visual aids used	
7.	Ability to defend the paper	
8.	Clarity of presentation	
9.	Any other observation	
	Total Score	

0- POOR 1-BELOW AVERAGE 2-AVERAGE 3-GOOD 4- VERY GOOD
5- EXCELLENT

Date:



EVALUATION OF JOURNAL CLUB PRESENTATION

NAME OF THE PRESENTER: Dr. Nimisha. N. Phatak .

TOPIC :- Hierarchy in Dentistry .

S. No.	Items for observation during presentation	Grade
1.	Article chosen	
2.	Extent of understanding of scope and objectives of the paper by the candidate	
3.	Whether cross references have been consulted	
4.	Whether other relevant publications consulted	
5.	Ability to respond to questions on the paper/subject	
6.	Audio visual aids used	
7.	Ability to defend the paper	
8.	Clarity of presentation	
9.	Any other observation	
	Total Score	

Date:

[Signature]

[Signature]

EVALUATION OF JOURNAL CLUB PRESENTATION

NAME OF THE PRESENTER: Dr. Nimisha N. Phatak .

TOPIC :- Hierarchy in Dentistry .

S. No.	Items for observation during presentation	Grade
1.	Article chosen	
2.	Extent of understanding of scope and objectives of the paper by the candidate	
3.	Whether cross references have been consulted	
4.	Whether other relevant publications consulted	
5.	Ability to respond to questions on the paper/subject	
6.	Audio visual aids used	
7.	Ability to defend the paper	
8.	Clarity of presentation	
9.	Any other observation	
	Total Score	

Date:

[Signature]

[Signature]

EVALUATION OF SEMINAR PRESENTATION

NAME OF THE PRESENTER: Dr. Nimisha. N. Phatak .

TOPIC FOR SEMINAR: - Prenatal and Postnatal growth of mandible.

S.No.	Items for observation during presentation	Grade
1.	Whether other relevant publications consulted	2
2.	Whether cross-references have been consulted	3
3.	Completeness of the preparation	3
4.	Clarity of presentation	3
5.	Understanding of the subject	4
6.	Ability to answer questions	3
7.	Time scheduling	3
8.	Appropriate use of audio-visual aids	4
9.	Overall performance	3
10.	Any other observation	3
	Total	32

0- POOR 1- BELOW AVERAGE 2- AVERAGE 3- GOOD 4- VERY GOOD
5- EXCELLENT

Date:





EVALUATION OF SEMINAR PRESENTATION

NAME OF THE PRESENTER: Dr. Anjali Sanjay Kamble

TOPIC FOR SEMINAR: - Pre-natal & Post-natal growth of maxilla.

S.No.	Items for observation during presentation	Grade
1.	Whether other relevant publications consulted	3
2.	Whether cross-references have been consulted	3
3.	Completeness of the preparation	3
4.	Clarity of presentation	3
5.	Understanding of the subject	3
6.	Ability to answer questions	3
7.	Time scheduling	3
8.	Appropriate use of audio-visual aids	3
9.	Overall performance	3
10.	Any other observation	3
	Total	30

0- POOR 1- BELOW AVERAGE 2- AVERAGE 3- GOOD 4- VERY GOOD
5- EXCELLENT

Date:

A. Shinde

[Signature]

EVALUATION OF SEMINAR

NAME OF THE PRESENTER: Dr. Anjali Sanjay Karmble

TOPIC :- Bone.

S. No.	Items for observation during presentation	Grade
1.	Article chosen	
2.	Extent of understanding of scope and objectives of the paper by the candidate	3
3.	Whether cross references have been consulted	3
4.	Whether other relevant publications consulted	3
5.	Ability to respond to questions on the paper/subject	3
6.	Audio visual aids used	3
7.	Ability to defend the paper	3
8.	Clarity of presentation	3
9.	Any other observation	-
	Total Score	21

Date:



EVALUATION OF JOURNAL CLUB PRESENTATION

NAME OF THE PRESENTER: Dr. Anjali S. Kamble

TOPIC :- Growth Rotations.

S. No.	Items for observation during presentation	Grade
1.	Article chosen	2
2.	Extent of understanding of scope and objectives of the paper by the candidate	2
3.	Whether cross references have been consulted	3
4.	Whether other relevant publications consulted	3
5.	Ability to respond to questions on the paper/subject	3
6.	Audio visual aids used	2
7.	Ability to defend the paper	2
8.	Clarity of presentation	2
9.	Any other observation	-
	Total Score	19

0- POOR 1-BELOW AVERAGE 2- AVERAGE 3- GOOD 4- VERY GOOD
5- EXCELLENT

Date:

Sept

Gay

EVALUATION OF SEMINAR

NAME OF THE PRESENTER: Dr. Anjali S. Kamble

PATIENT'S NAME: - Begg's Stage II
SEMINAR

S.No.	Items for observation during presentation	Grade
1.	Whether other relevant publications consulted	3
2.	Whether cross-references have been consulted	2
3.	Completeness of the preparation	2
4.	Clarity of presentation	3
5.	Understanding of the subject	3
6.	Ability to answer questions	3
7.	Time scheduling	3
8.	Appropriate use of audio-visual aids	3
9.	Overall performance	3
10.	Any other observation	—
	Total	25

0- POOR 1-BELOW AVERAGE 2-AVERAGE 3-GOOD 4- VERY GOOD
5- EXCELLENT

Date:

Epai

EVALUATION OF CASE PRESENTATION

NAME OF THE PRESENTER: Dr. Krishna. Shah.

PATIENT'S NAME: - Orthodontic banding

S.No.	Items for observation during presentation	Grade
1.	Whether other relevant publications consulted	3
2.	Whether cross-references have been consulted	3
3.	Completeness of the preparation	3
4.	Clarity of presentation	3
5.	Understanding of the subject	4
6.	Ability to answer questions	4
7.	Time scheduling	3
8.	Appropriate use of audio-visual aids	3
9.	Overall performance	4
10.	Any other observation	
	Total	

0- POOR 1- BELOW AVERAGE 2- AVERAGE 3- GOOD 4- VERY GOOD
5- EXCELLENT

Date:

Shah

Shah

EVALUATION OF JOURNAL CLUB PRESENTATION

NAME OF THE PRESENTER: Dr. Krishna Sheh

TOPIC:- Friction & Resistance to sliding in Ortho;
A Critical Review

S. No.	Items for observation during presentation	Grade
1.	Article chosen	3
2.	Extent of understanding of scope and objectives of the paper by the candidate	4
3.	Whether cross references have been consulted	4
4.	Whether other relevant publications consulted	4
5.	Ability to respond to questions on the paper/subject	4
6.	Audio visual aids used	3
7.	Ability to defend the paper	3
8.	Clarity of presentation	3
9.	Any other observation	3
	Total Score	

0- POOR 1-BELOW AVERAGE 2- AVERAGE 3- GOOD 4- VERY GOOD
5- EXCELLENT

Date:



EVALUATION OF SEMINAR

NAME OF THE PRESENTER: Dr Krishna Shah.

PATIENT'S NAME: - Arch form in ortho.

S.No.	Items for observation during presentation	Grade
1.	Whether other relevant publications consulted	3
2.	Whether cross-references have been consulted	3
3.	Completeness of the preparation	3
4.	Clarity of presentation	3
5.	Understanding of the subject	3
6.	Ability to answer questions	3
7.	Time scheduling	3
8.	Appropriate use of audio-visual aids	3
9.	Overall performance	3
10.	Any other observation	3
	Total	

0- POOR 1- BELOW AVERAGE 2- AVERAGE 3- GOOD 4- VERY GOOD
5- EXCELLENT

Date:



EVALUATION OF JOURNAL CLUB PRESENTATION

NAME OF THE PRESENTER: Dr Krishna Sheh

TOPIC :- Orthodontic Bonding :

S. No.	Items for observation during presentation	Grade
1.	Article chosen	3
2.	Extent of understanding of scope and objectives of the paper by the candidate	B
3.	Whether cross references have been consulted	B
4.	Whether other relevant publications consulted	3
5.	Ability to respond to questions on the paper/subject	3
6.	Audio visual aids used	3
7.	Ability to defend the paper	4
8.	Clarity of presentation	3
9.	Any other observation	4
	Total Score	

0- POOR 1- BELOW AVERAGE 2- AVERAGE 3- GOOD 4- VERY GOOD
5- EXCELLENT

Date:



EVALUATION OF JOURNAL CLUB PRESENTATION

NAME OF THE PRESENTER: Dr. Krishna Sheh

TOPIC :- Orthodontic Bonding

S. No.	Items for observation during presentation	Grade
1.	Article chosen	3
2.	Extent of understanding of scope and objectives of the paper by the candidate	3
3.	Whether cross references have been consulted	3
4.	Whether other relevant publications consulted	3
5.	Ability to respond to questions on the paper/subject	3
6.	Audio visual aids used	3
7.	Ability to defend the paper	3
8.	Clarity of presentation	4
9.	Any other observation	3
	Total Score	

0- POOR 1-BELOW AVERAGE 2- AVERAGE 3- GOOD 4- VERY GOOD
5- EXCELLENT

Date:

Govt.

EVALUATION OF JOURNAL CLUB PRESENTATION

NAME OF THE PRESENTER: Dr. Krishna Shah

TOPIC:- Friction & Resistance to sliding in Ortho.
A Critical Review

S. No.	Items for observation during presentation	Grade
1.	Article chosen	3
2.	Extent of understanding of scope and objectives of the paper by the candidate	3
3.	Whether cross references have been consulted	3
4.	Whether other relevant publications consulted	3
5.	Ability to respond to questions on the paper/subject	3
6.	Audio visual aids used	4
7.	Ability to defend the paper	3
8.	Clarity of presentation	3
9.	Any other observation	3
	Total Score	9

0- POOR 1- BELOW AVERAGE 2- AVERAGE 3- GOOD 4- VERY GOOD
5- EXCELLENT

Date:

Spax

EVALUATION OF CASE PRESENTATION

NAME OF THE PRESENTER: Dr. Krishna S. S.

PATIENT'S NAME: - Sliding friction

S.No.	Items for observation during presentation	Grade
1.	Whether other relevant publications consulted	4
2.	Whether cross-references have been consulted	3
3.	Completeness of the preparation	3
4.	Clarity of presentation	3
5.	Understanding of the subject	3
6.	Ability to answer questions	2
7.	Time scheduling	4
8.	Appropriate use of audio-visual aids	3
9.	Overall performance	3
10.	Any other observation	
	Total	

0- POOR 1- BELOW AVERAGE 2- AVERAGE 3- GOOD 4- VERY GOOD
5- EXCELLENT

Date:

AS

EVALUATION OF SEMINAR

NAME OF THE PRESENTER: Dr. Anjali S. Karable

PATIENT'S NAME: Topic: Andrew's Straight wire Appliance

S.No.	Items for observation during presentation	Grade
1.	Whether other relevant publications consulted	3
2.	Whether cross-references have been consulted	3
3.	Completeness of the preparation	3
4.	Clarity of presentation	3
5.	Understanding of the subject	3
6.	Ability to answer questions	4
7.	Time scheduling	3
8.	Appropriate use of audio-visual aids	4
9.	Overall performance	4
10.	Any other observation	3
	Total	33

0- POOR 1-BELOW AVERAGE 2- AVERAGE 3- GOOD 4- VERY GOOD
5- EXCELLENT

Date:



EVALUATION OF JOURNAL CLUB PRESENTATION

NAME OF THE PRESENTER: Dr. Anjali S. Kamble

TOPIC:- Evaluation of white spot lesion on teeth treated with orthodontic bracket

S. No.	Items for observation during presentation	Grade
1.	Article chosen	3
2.	Extent of understanding of scope and objectives of the paper by the candidate	3
3.	Whether cross references have been consulted	3
4.	Whether other relevant publications consulted	3
5.	Ability to respond to questions on the paper/subject	3
6.	Audio visual aids used	3
7.	Ability to defend the paper	3
8.	Clarity of presentation	2
9.	Any other observation	1
	Total Score	23

0- POOR 1-BELOW AVERAGE 2- AVERAGE 3- GOOD 4- VERY GOOD
5- EXCELLENT

Date:

Gan

EVALUATION OF JOURNAL CLUB PRESENTATION

NAME OF THE PRESENTER: Dr. Anjali S. Kauble

TOPIC:- Evolution of bonding in orthodontics

S. No.	Items for observation during presentation	Grade
1.	Article chosen	2
2.	Extent of understanding of scope and objectives of the paper by the candidate	3
3.	Whether cross references have been consulted	3
4.	Whether other relevant publications consulted	3
5.	Ability to respond to questions on the paper/subject	3
6.	Audio visual aids used	3
7.	Ability to defend the paper	3
8.	Clarity of presentation	2
9.	Any other observation	-
	Total Score	22

0- POOR 1-BELOW AVERAGE 2-AVERAGE 3- GOOD 4- VERY GOOD
5- EXCELLENT

Date: _____

[Handwritten Signature]

EVALUATION OF JOURNAL CLUB PRESENTATION

NAME OF THE PRESENTER: Dr. Anjali S. Kamble

TOPIC:- functional matrix revisited 344

S. No.	Items for observation during presentation	Grade
1.	Article chosen	2
2.	Extent of understanding of scope and objectives of the paper by the candidate	3
3.	Whether cross references have been consulted	3
4.	Whether other relevant publications consulted	3
5.	Ability to respond to questions on the paper/subject	2
6.	Audio visual aids used	3
7.	Ability to defend the paper	3
8.	Clarity of presentation	3
9.	Any other observation	—
	Total Score	22

0- POOR 1-BELOW AVERAGE 2- AVERAGE 3- GOOD 4- VERY GOOD
5- EXCELLENT

Date:

Gpant

EVALUATION OF JOURNAL CLUB PRESENTATION

NAME OF THE PRESENTER: Dr. Anjali S. Kamble

TOPIC :- Treatment timing for twin block

S. No.	Items for observation during presentation	Grade
1.	Article chosen	4
2.	Extent of understanding of scope and objectives of the paper by the candidate	4
3.	Whether cross references have been consulted	4
4.	Whether other relevant publications consulted	4
5.	Ability to respond to questions on the paper/subject	4
6.	Audio visual aids used	4
7.	Ability to defend the paper	4
8.	Clarity of presentation	4
9.	Any other observation	4
	Total Score	36

0- POOR 1-BELOW AVERAGE 2-AVERAGE 3-GOOD 4- VERY GOOD
5- EXCELLENT

Date:

EVALUATION OF JOURNAL CLUB PRESENTATION

NAME OF THE PRESENTER: Dr. Anjali S. Karole

TOPIC :- Mini-screw Supported treatment of Skeletal
Class III malocclusion in Adolescents.

S. No.	Items for observation during presentation	Grade
1.	Article chosen	3
2.	Extent of understanding of scope and objectives of the paper by the candidate	3
3.	Whether cross references have been consulted	3
4.	Whether other relevant publications consulted	3
5.	Ability to respond to questions on the paper/subject	3
6.	Audio visual aids used	3
7.	Ability to defend the paper	3
8.	Clarity of presentation	3
9.	Any other observation	3
	Total Score	27

0- POOR 1- BELOW AVERAGE 2- AVERAGE 3- GOOD 4- VERY GOOD
5- EXCELLENT

Date:



EVALUATION OF JOURNAL CLUB PRESENTATION

NAME OF THE PRESENTER: Dr. Anjali S. Kamble

TOPIC:- Esthetic & periodontal management of missing lower anterior teeth.

S. No.	Items for observation during presentation	Grade
1.	Article chosen	3
2.	Extent of understanding of scope and objectives of the paper by the candidate	3
3.	Whether cross references have been consulted	3
4.	Whether other relevant publications consulted	3
5.	Ability to respond to questions on the paper/subject	3
6.	Audio visual aids used	3
7.	Ability to defend the paper	3
8.	Clarity of presentation	3
9.	Any other observation	4
	Total Score	28

0- POOR 1-BELOW AVERAGE 2- AVERAGE 3- GOOD 4- VERY GOOD
5- EXCELLENT

Date:



EVALUATION OF JOURNAL CLUB PRESENTATION

NAME OF THE PRESENTER: Priyanka khade.

TOPIC :- VEGF & bone formation in the glenoid fossa during forward mandibular positioning, 2002

S. No.	Items for observation during presentation	Grade
1.	Article chosen	3
2.	Extent of understanding of scope and objectives of the paper by the candidate	4
3.	Whether cross references have been consulted	3
4.	Whether other relevant publications consulted	3
5.	Ability to respond to questions on the paper/subject	3
6.	Audio visual aids used	3
7.	Ability to defend the paper	3
8.	Clarity of presentation	3
9.	Any other observation	
	Total Score	

0- POOR 1-BELOW AVERAGE 2-AVERAGE 3-GOOD 4- VERY GOOD
5- EXCELLENT

Date: 20/4/23

Sagars

Jenani

EVALUATION OF JOURNAL CLUB PRESENTATION

NAME OF THE PRESENTER: Priyanka Khade

TOPIC :- Functional matrix hypothesis revisited - 3. genomic thesis.

S. No.	Items for observation during presentation	Grade
1.	Article chosen	3
2.	Extent of understanding of scope and objectives of the paper by the candidate	4
3.	Whether cross references have been consulted	4
4.	Whether other relevant publications consulted	4
5.	Ability to respond to questions on the paper/subject	3
6.	Audio visual aids used	3
7.	Ability to defend the paper	3
8.	Clarity of presentation	4
9.	Any other observation	
	Total Score	

0- POOR 1-BELOW AVERAGE 2-AVERAGE 3-GOOD 4- VERY GOOD
5- EXCELLENT

Date:



EVALUATION OF SEMINAR

NAME OF THE PRESENTER: Priyanka Khade

NAME OF PATIENT:- Methods of gaining space.

S.No.	Items for observation during presentation	Grade
1.	Whether other relevant publications consulted	3
2.	Whether cross-references have been consulted	3
3.	Completeness of the preparation	3
4.	Clarity of presentation	4
5.	Understanding of the subject	4
6.	Ability to answer questions	3
7.	Time scheduling	4
8.	Appropriate use of audio-visual aids	3
9.	Overall performance	4
10.	Any other observation	
	Total	

0- POOR 1-BELOWAVERAGE 2-AVERAGE 3-GOOD 4- VERYGOOD
5- EXCELLENT

Date:

Sagars



EVALUATION OF SEMINAR

NAME OF THE PRESENTER: Priyanka Khade

TOPIC FOR SEMINAR:- Distalization

S.No.	Items for observation during presentation	Grade
1.	Whether other relevant publications consulted	3
2.	Whether cross-references have been consulted	3
3.	Completeness of the preparation	3
4.	Clarity of presentation	3
5.	Understanding of the subject	3
6.	Ability to answer questions	3
7.	Time scheduling	3
8.	Appropriate use of audio-visual aids	3
9.	Overall performance	3
10.	Any other observation	
	Total	

0- POOR

1-BELOW AVERAGE

2-AVERAGE

3-GOOD

4- VERY GOOD

5- EXCELLENT

Date:





EVALUATION OF SEMINAR

NAME OF THE PRESENTER: Kajal mayat

NAME OF PATIENT:- PrevenHue & IntercepHue
Orthodontics

S.No.	Items for observation during presentation	Grade
1.	Whether other relevant publications consulted	3
2.	Whether cross-references have been consulted	4
3.	Completeness of the preparation	3
4.	Clarity of presentation	3
5.	Understanding of the subject	4
6.	Ability to answer questions	4
7.	Time scheduling	3
8.	Appropriate use of audio-visual aids	4
9.	Overall performance	4
10.	Any other observation	4
	Total	

0- POOR 1-BELOWAVERAGE 2-AVERAGE 3-GOOD 4- VERYGOOD
5- EXCELLENT

Date:

8

EVALUATION OF JOURNAL CLUB PRESENTATION

NAME OF THE PRESENTER: *Dr. Koyal Majumdar*

TOPIC :-

Lower 2nd malae protraction - JCO 2016

S. No.	Items for observation during presentation	Grade
1.	Article chosen	3
2.	Extent of understanding of scope and objectives of the paper by the candidate	4
3.	Whether cross references have been consulted	3
4.	Whether other relevant publications consulted	3
5.	Ability to respond to questions on the paper/subject	4
6.	Audio visual aids used	4
7.	Ability to defend the paper	3
8.	Clarity of presentation	4
9.	Any other observation	3
Total Score		

0- POOR

1-BELOW AVERAGE

2-AVERAGE

3-GOOD

4- VERYGOOD

5- EXCELLENT

Date:



EVALUATION OF JOURNAL CLUB PRESENTATION

NAME OF THE PRESENTER: Dr Kajal Mgar

TOPIC :-Non-surgical correction of class III malocclusion with anterior openbite with mini implant anchorage, AIIT KALIA JCO 2018

S. No.	Items for observation during presentation	Grade
1.	Article chosen	3
2.	Extent of understanding of scope and objectives of the paper by the candidate	3
3.	Whether cross references have been consulted	3
4.	Whether other relevant publications consulted	3
5.	Ability to respond to questions on the paper/subject	3
6.	Audio visual aids used	3
7.	Ability to defend the paper	3
8.	Clarity of presentation	3
9.	Any other observation	3
	Total Score	

0- POOR 1-BELOWAVERAGE 2-AVERAGE 3-GOOD 4- VERYGOOD
5- EXCELLENT

Date:



EVALUATION OF SEMINAR

NAME OF THE PRESENTER: *Rajal mayle*

NAME OF PATIENT:- *Arch expansion*

S.No.	Items for observation during presentation	Grade
1.	Whether other relevant publications consulted	3
2.	Whether cross-references have been consulted	4
3.	Completeness of the preparation	3
4.	Clarity of presentation	3
5.	Understanding of the subject	4
6.	Ability to answer questions	3
7.	Time scheduling	4
8.	Appropriate use of audio-visual aids	4
9.	Overall performance	3
10.	Any other observation	3
	Total	

0- POOR 1-BELOW AVERAGE 2-AVERAGE 3-GOOD 4- VERYGOOD
5- EXCELLENT


Date:

[Handwritten Signature]



[Handwritten Signature]

(69)	3/8/23	Soft tissue, Application OF LASERS - A Review Article Pooja Bhandari et al International Journal of Dental Research - Proablesha	Dr. Yogita Dr. Shivani Dr. Vaishnavi Dr. Rashmi	Dr. Varsha Dr. Prashant Dr. Purva Dr. Mang
(70)	4/8/23	T.C. on Cell based therapy in the treatment of Class III Miller's recession - A case report of 45 month followup. - Dr. Vaishnavi	Dr. Shivani Dr. Yogita Dr. Pratiksha	Dr. Varsha Dr. Prashant Dr. Rashmi Dr. Purva Dr. Mang
71	10/8/23	TC on comparative analysis of red-complex organisms and recently identified periodontal pathogens in the subgingival plaque of diabetic & nondiabetic patients with severe chronic periodontitis	Dr. Vaishnavi Dr. Yogita Dr. Pratiksha	Dr. Varsha Dr. Prashant Dr. Rashmi Dr. Purva Dr. Mang
(72)	5/9/23	Significance of barrier- membrane on the reconstructive therapy of peri-implantitis A Randomized Controlled Trial - Dr. Vaishnavi	Dr. Shivani Dr. Yogita Dr. Pratiksha	Dr. Varsha Dr. Prashant Dr. Rashmi Dr. Purva


 Department of Periodontics
 Yogita Dental College &
 Hospital, Khed


(73)	18/9/23	A new classification scheme for periodontal and peri implant diseases and conditions - Introduction and key changes from the 1999 classification. - Dr. Yogita.	Dr. Vaishnavi Dr. Shivani Dr. Pratiksha	Dr. Varsha Dr. Purva Dr. Deepika Dr. Prashant Dr. Rashmi
------	---------	--	---	--

74	26/9/23	Seminar on Periodontal Plastic Surgery Part I Dr. Vaishnavi	Dr. Shivani Dr. Yogita Dr. Pratiksha	Dr. Varsha Dr. Prashant Dr. Deepika Dr. Rashmi Dr. Purva.
----	---------	--	--	---

75	27/9/23	Seminar on Calculus Part I - Dr. Yogita.	Dr. Vaishnavi Dr. Shivani Dr. Pratiksha	Dr. Varsha Dr. Prashant Dr. Rashmi Dr. Purva Dr. Deepika.
----	---------	---	---	---

76	27/9/23	Seminars & Case Presentation - - Dr. Shivani	Dr. Vaishnavi Dr. Pratiksha Dr. Yogita	Dr. Jadhav Dr. Shetty Dr. Rashmi Dr. Purva Dr. Deepika
----	---------	---	--	--

77	5/10/23	Seminar on Medically Compromised Patients Treatment Part I - Dr. Shivani	Dr. Vaishnavi Dr. Pratiksha Dr. Yogita	Dr. Jadhav Dr. Shetty Dr. Rashmi Dr. Purva Dr. Deepika
----	---------	---	--	--


 HOD
 Department Of Periodontics
 Yogita Dental College &
 Hospital, Khed

Sr. No.	Date	Topic	PG Attended	Staff Attended
78	10/10/23	Seminar on Periodontal Plastic Surgery Part II - Dr. Vaishnavi	Dr. Shivani Dr. Yogita Dr. Pratiksha	Dr. Varsha Dr. Prashant Dr. Rashmi Dr. Pooja Dr. Deepika
79	20/10/23	Seminar on Periodontal Plastic Surgery Part III - Dr. Vaishnavi	Dr. Shivani Dr. Yogita Dr. Pratiksha Dr. Khushi Dr. Neha	Dr. Varsha Dr. Prashant Dr. Rashmi Dr. Pooja Dr. Deepika
80	21/11/23	Seminar on Alveolar Bone in health and diseases Part I & Part II - Dr. Pratiksha	Dr. Yogita Dr. Shivani Dr. Vaishnavi Dr. Khushi Dr. Neha	Dr. Varsha Dr. Prashant Dr. Rashmi Dr. Pooja Dr. Deepika
81	22/11/23	Seminar on Calculus: Its Role in etiology Part II. Dr. Yogita	Dr. Pratiksha Dr. Vaishnavi Dr. Shivani Dr. Khushi Dr. Neha	Dr. Varsha Dr. Prashant Dr. Rashmi Dr. Pooja Dr. Deepika
82	23/11/23	Seminar on medically compromised patients	Dr. Vaishnavi Dr. Pratiksha Dr. Yogita Dr. Shivani Dr. Khushi Dr. Neha	Dr. Varsha Dr. Prashant Dr. Rashmi Dr. Pooja Dr. Deepika

Dr. Shivani
Department of Periodontics & Dental College & Hospital, Kharad

No.	Date	Topic	Attended	Attended.
83	24/11/23	J.C. on Bone construction surgery - A case report using rh PEGF - BB - Dr. Vaishnavi.	Dr. Shivani Dr. Yogita Dr. Pratiksha Dr. Khushhee Dr. Neha	Dr. Varsha Dr. Prashanth Dr. Rashmi Dr. Purva Dr. Deepika.
84	6/12/23	I.D.M - Dr. Vaishnavi Dr. Shivani	Dr. Yogita Dr. Pratiksha Dr. Neha Dr. Khushhee	Dr. Varsha Dr. Prashanth Dr. Rashmi Dr. Purva Dr. Deepika.
85	18/12/23	Seminar on Pain Pathway - Dr. Khushhee	Dr. Vaishnavi Dr. Shivani Dr. Yogita Dr. Pratiksha Dr. Neha	Dr. Varsha Dr. Purva Dr. Prashanth Dr. Rashmi Dr. Deepika.
86	28/12/23	Seminar on resective osseous surgery	Dr. Vaishnavi Dr. Yogita Dr. Pratiksha Dr. Neha Dr. Khushhee	Dr. Varsha Dr. Rashmi Dr. Prashanth Dr. Deepika Dr. Purva.
87	29/12/23	American Academy of Periodontology best evidence consensus statement on the use of biologics in clinical practice. - Dr. Vaishnavi	Dr. Shivani Dr. Yogita Dr. Pratiksha Dr. Khushhee Dr. Neha	Dr. Varsha Dr. Prashanth Dr. Rashmi Dr. Purva Dr. Deepika

Date	Topic	PG Attended	Staff Attended.
24/11/23	J.C. on Bone construction surgery - A case report using rh PLAGF - BB - Dr. Vaishnavi.	Dr. Shivani Dr. Yogita Dr. Pratiksha Dr. Khushhee Dr. Neha	Dr. Varsha Dr. Prashant Dr. Rashmi Dr. Purva Dr. Deepika.
6/12/23	I.D.M - Dr. Vaishnavi Dr. Shivani	Dr. Yogita Dr. Pratiksha Dr. Neha Dr. Khushhee	Dr. Varsha Dr. Prashanth Dr. Rashmi Dr. Purva Dr. Deepika.
18/12/23	Seminar on Pain Pathway - Dr. Khushhee	Dr. Vaishnavi Dr. Shivani Dr. Yogita Dr. Pratiksha Dr. Neha	Dr. Varsha Dr. Purva Dr. Prashanth Dr. Rashmi Dr. Deepika.
28/12/23	Seminar on resective osseous surgery	Dr. Vaishnavi Dr. Yogita Dr. Pratiksha Dr. Neha Dr. Khushhee	Dr. Varsha Dr. Rashmi Dr. Prashanth Dr. Deepika Dr. Purva.
29/12/23	American Academy of Periodontology best evidence consensus statement on the use of biologics in clinical practice. - Dr. Vaishnavi	Dr. Shivani Dr. Yogita Dr. Pratiksha Dr. Khushhee Dr. Neha	Dr. Varsha Dr. Prashanth Dr. Rashmi Dr. Purva Dr. Deepika

30/12/23

Shock
- Dr. Neha

Dr. Shivani	Dr. Vansha
Dr. Vaishnavi	Dr. Prashant
Dr. Pratiksha	Dr. Rashmi
Dr. Yogita	Dr. Purnva
Dr. Khushhee	Dr. Deepika

9/1/24

JC on insertion free, Dr. Shivani Dr. Vansha

coronally advanced Class II Maxilla

(MOCA) : 13 case series
 Dr. Neha Dr. Deepika
 Dr. Khushhee Dr. Jignesh
 Dr. Vaishnavi

40. 15/2/24

Seminars on
Advanced diagnostic
aids - Part 1

Dr. Vaishnavi	Dr. Vansha
Dr. Yogita	Dr. Prashant
Dr. Pratiksha	Dr. Rashmi
Dr. Neha	Dr. Deepika
Dr. Khushhee	Dr. Jignesh

41. 16/2/24


Seminar on keratinization
in oral mucosa
- Dr. Neha

Dr. Khushhee	Dr. Vansha
Dr. Pratiksha	Dr. Prashant
Dr. Yogita	Dr. Rashmi
Dr. Shivani	Dr. Deepika
Dr. Vaishnavi	Dr. Jignesh

42. 17/2/24

JC on Analysis of
risk factors for FCB L
in osseointegrated, submerged
implants prior to
restoration
- Dr. Vaishnavi

Dr. Shivani	Dr. Vansha
Dr. Yogita	Dr. Prashant
Dr. Pratiksha	Dr. Rashmi
Dr. Neha	Dr. Jignesh
Dr. Khushhee	Dr. Deepika



BC on
 21/2/24 Additional benefit of Dr. Pratiksha Dr. Jashu
 systemic antibiotic in Dr. Shivani Dr. Prashant
 Subgingival instrumen. Dr. Jainnani Dr. Rashmi
 of Stage III & IV Dr. Khushi Dr. Deepika
 periodontics with Dr. Neha Dr. Jignesh.
 Aggregatibacter actinomycetemcomitans: A
 retrospective analysis.
 - Dr. Yogita.

22/2/24 Keratino Dr. Vaishnavi Dr. Vansha
 Seminars on Dr. Pratiksha Dr. Prashant
 advanced diagnostic Dr. Neha Dr. Rashmi
 aids - part 2 Dr. Khushi Dr. Deepika
 Dr. Jignesh.

23/2/24 Periodontal micros Dr. Pratiksha Dr. Vansha
 surgery - Review Article Dr. Yogita Dr. Prashant
 Dr. Pratiksha, Dr. Vaishnavi Dr. Rashmi
 Dr. Neha Dr. Deepika
 Dr. Shivani Dr. Jignesh
 Dr. Khushi

24/2/24 Seminars on Dr. Shivani Dr. Vansha
 + Periodontal Dr. Yogita Dr. Prashant
 Regeneration (Part 1) Dr. Pratiksha Dr. Rashmi
 - Dr. Vaishnavi Dr. Neha Dr. Jignesh
 Dr. Khushi

HOD
 Department of Periodontics
 Yashita Dental College &
 Hospital, Khed

47	26/2/2024	Biostatistics - Dr. Khushboo	Dr. Vaishnavi Dr. Shivani Dr. Yogita Dr. Neha Dr. Pratibha	Dr. Vansha Dr. Prashant Dr. Rashmi Dr. Jignesh Dr. Deepika
----	-----------	---------------------------------	--	--

48	28/2/24	Host and Immune Response in Periodontics I Part I. Dr. Yogita	Dr. Pratibha Dr. Vaishnavi Dr. Shivani Dr. Khushboo Dr. Neha	Dr. Vansha Dr. Prashant Dr. Rashmi Dr. Deepika
----	---------	---	--	---

49	29/2/24	Seminar on LASER	Dr. Vaishnavi Dr. Pratibha Dr. Yogita Dr. Neha Dr. Khushboo	Dr. Vansha Dr. Prashant Dr. Rashmi Dr. Deepika
----	---------	------------------	---	---

50	1/3/24	Firecabin Inhomment Dr. Pratibha	Dr. Vaishnavi Dr. Shivani Dr. Yogita Dr. Neha Dr. Khushboo	Dr. Vansha Dr. Prashant Dr. Rashmi Dr. Jignesh Dr. Deepika
----	--------	-------------------------------------	--	--

HOD
Department of Periodontics
Yogita Dental College &
Hospital, Ahmed

1-4 Non-steroidal anti-inflammatory drugs (NSAIDs)
 - Dr. Khushi

Dr. Vaishnavi	Dr. Varsha
Dr. Shivani	Dr. Prashanth
Dr. Yogita	Dr. Rashmi
Dr. Pratiksha	Dr. Siddharth
Dr. Neha	Dr. Deepika

52 5/3/24 Periodontal Regeneration (Part B)
 - Dr. Vaishnavi

Dr. Shivani	Dr. Varsha
Dr. Yogita	Dr. Prashanth
Dr. Pratiksha	Dr. Rashmi
Dr. Khushi	Dr. Siddharth
Dr. Neha	Dr. Deepika

53 6/3/24 Host and Immune Response in Periodontics Part 2
 - Dr. Yogita

Dr. Pratiksha	Dr. Varsha
Dr. Vaishnavi	Dr. Prashanth
Dr. Shivani	Dr. Rashmi
Dr. Khushi	Dr. Siddharth
Dr. Neha	Dr. Kamlesh
	Dr. Deepika

54 7/3/24 Gingiva in Health & Disease
 - Dr. Neha

Dr. Khushi	Dr. Varsha
Dr. Pratiksha	Dr. Prashanth
Dr. Yogita	Dr. Rashmi
Dr. Shivani	Dr. Siddharth
Dr. Vaishnavi	Dr. Kamlesh
	Dr. Deepika

55 11/3/24 JC on Anti-plaque Efficacy of Herbal and 0.2% Chlorhexidine gluconate Mouthwash: A Comparative Study
 - Dr. Khushi

Dr. Vaishnavi	Dr. Varsha
Dr. Shivani	Dr. Prashanth
Dr. Yogita	Dr. Siddharth
Dr. Neha	Dr. Kamlesh
Dr. Pratiksha	Dr. Deepika

Department of Periodontics
 Yogita Dental College &
 Hospital, Khed

456 12/3/24 Bone grafts - Part I
 Dr. Vaishnavi Dr. Shrirani Dr. Varsha
 Dr. Yogita Dr. Prashant
 Dr. Pratiksha Dr. Kamlesh
 Dr. Khushel Dr. Siddhar
 Dr. Neha Dr. Deepika

457 13/3/24 Host and immune response Part II
 Dr. Yogita Dr. Pratiksha Dr. Vansha
 Dr. Vaishnavi Dr. Prashant
 Dr. Shrivani Dr. Kamlesh
 Dr. Khushel Dr. Siddhar
 Dr. Neha Dr. Deepika

458 14/3/24 Seminar on photodynamic therapy - part I
 Dr. ~~Vaishnavi~~ Dr. Vaishnavi Dr. Varsha
 Dr. Yogita Dr. Prashant
 Dr. Pratiksha Dr. Kamlesh
 Dr. Neha Dr. Siddhar
 Dr. Khushel Dr. Deepika

59 15/3/24 Furcation involvement part II
 Dr. Yogita Dr. Vansha
 Dr. Vaishnavi Dr. Prashant
 Dr. Neha Dr. Kamlesh
 Dr. Shrivani Dr. Siddhar
 Dr. Pratiksha Dr. Deepika

By
 Department Of Periodontics
 Yogita Dental College &
 Hospital, Khad

51	4/3/24	Non-steroidal anti-inflammatory drugs (NSAIDs) - Dr. Khushi	Dr. Vaishnavi Dr. Shivani Dr. Yogita Dr. Pratiksha Dr. Neha	Dr. Varsha Dr. Prashanth Dr. Rashmi Dr. Siddharth Dr. Deepika
52	5/3/24	Periodontal Regeneration (Part II) - Dr. Vaishnavi	Dr. Shivani Dr. Yogita Dr. Pratiksha Dr. Khushi Dr. Neha	Dr. Varsha Dr. Prashanth Dr. Rashmi Dr. Siddharth Dr. Deepika
53	6/3/24	Host and Immune Response in Periodontics Part 2 - Dr. Yogita	Dr. Pratiksha Dr. Vaishnavi Dr. Shivani Dr. Khushi Dr. Neha	Dr. Varsha Dr. Prashanth Dr. Rashmi Dr. Siddharth Dr. Kamlesh Dr. Deepika
54	7/3/24	Gingiva in Health & Disease. - Dr. Neha	Dr. Khushi Dr. Pratiksha Dr. Yogita Dr. Shivani Dr. Vaishnavi	Dr. Varsha Dr. Prashanth Dr. Rashmi Dr. Siddharth Dr. Kamlesh Dr. Deepika
55	11/3/24	JC on Anti-plaque Efficacy of Herbal and 0.2% Chlorhexidine gluconate Mouthwash: A Comparative Study - Dr. Khushi	Dr. Vaishnavi Dr. Shivani Dr. Yogita Dr. Neha Dr. Pratiksha	Dr. Varsha Dr. Prashanth Dr. Siddharth Dr. Kamlesh Dr. Deepika

56 12/3/24

Bone grafts - Part I
Dr. Vaishnavi

Dr. Shivan
Dr. Vaish
Dr. Yogita
Dr. Prashant
Dr. Prianksha
Dr. Kamlesh
Dr. Khushel
Dr. Siddhar
Dr. Neha
Dr. Deepika

57 13/3/24

Host and immune response Part II
Dr. Yogita

Dr. Pratiksha
Dr. Vansha
Dr. Vaishnavi
Dr. Prashant
Dr. Shivan
Dr. Kamlesh
Dr. Khushel
Dr. Siddhar
Dr. Neha
Dr. Deepika

58 14/3/24

Seminar on photo-dynamic therapy - part I

Dr. ~~Vaishnavi~~ Vaishnavi
Dr. Vansha
Dr. Yogita
Dr. Prashant
Dr. Pratiksha
Dr. Kamlesh
Dr. Neha
Dr. Siddhar
Dr. Khushel
Dr. Deepika

59 15/3/24

furcation involvement Part II
Dr. Pratiksha

Dr. Yogita
Dr. Vansha
Dr. Vaishnavi
Dr. Prashant
Dr. Neha
Dr. Pratiksha
Dr. Kamlesh
Dr. Khushel
Dr. Siddhar
Dr. Deepika

By
HOD
Department of Periodontics
Yogita Dental College &
Hospital, Khed

10/0/24	Jemima on	Dr. Vaishnavi	Dr. Varsha
	photodynamic	Dr. Yogita	Dr. Prashant
	therapy part-II	Dr. Pratiks	Dr. Kamlesh
		Dr. Khushee	Dr. Siddhant
		Dr. Neha	Dr. Deepika

51 19/3/24	Bone grafts (Part II)	Dr. Shivani	Dr. Varsha
	- Dr. Vaishnavi	Dr. Yogita	Dr. Prashant
		Dr. Pratiks	Dr. Siddhant
		Dr. Neha	Dr. Kamlesh
		Dr. Khushee	Dr. Deepika

62 2/4/24	Bone grafts (Part III)	Dr. Shivani	Dr. Varsha
	- Dr. Vaishnavi	Dr. Yogita	Dr. Babita
		Dr. Pratiks	Dr. Prashant
		Dr. Neha	Dr. Kamlesh
		Dr. Khushee	Dr. Siddhant
			Dr. Deepika

63 8/4/24	Gingivitis	Dr. Khushee	Dr. Varsha
	- Dr. Neha	Dr. Pratiks	Dr. Babita
		Dr. Yogita	Dr. Prashant
		Dr. Shivani	Dr. Kamlesh
		Dr. Vaishnavi	Dr. Siddhant
			Dr. Deepika

10/0/24	Furcation involvement	Dr. Yogita	Dr. Babita
	part III	Dr. Shivani	Dr. Varsha
	Dr. Pratiks	Dr. Vaishnavi	Dr. Prashant
		Dr. Neha	Dr. Kamlesh
		Dr. Khushee	Dr. Siddhant
			Dr. Deepika

Dr. HOD
Department of Periodontics
Yogita Dental College &
Hospital, Khed

65	15/4/2024	Periodontal Ligament - Dr. Khushhee	Dr. Shivani Dr. Vaishnavi Dr. Yogita Dr. Pratiksha Dr. Neha	Dr. Varsha Dr. Babita Dr. Prashanth Dr. Kamlesh Dr. Sidharth Dr. Dipika	
66	16/4/24	Periodontal Regeneration - Part III - Dr. Vaishnavi	Dr. Shivani Dr. Yogita Dr. Khushhee Dr. Pratiksha Dr. Neha	Dr. Babita Dr. Prashanth Dr. Kamlesh Dr. Siddharth Dr. Deepika	
67	18/4/24	JC on Autologous tooth graft block compared with advanced platelet-rich fibrin in alveolar ridge preservation. A clinico-radiographic study.	Dr. Vaishnavi Dr. Yogita Dr. Pratiksha Dr. Khushhee Dr. Neha	Dr. Babita Dr. Prashanth Dr. Kamlesh Dr. Siddharth Dr. Deepika	
68	18/4/24	Jc on clinical evaluation of periosteal pedicle flap in treatment of gingival recessions for esthetic root coverage. A randomized controlled clinical trial.	Dr. Vaishnavi Dr. Yogita Dr. Pratiksha Dr. Khushhee Dr. Neha	Dr. Babita Dr. Prashanth Dr. Kamlesh Dr. Siddharth Dr. Deepika	
69	22/4/24	Collagen - Part I Dr. Khushhee	Dr. Shivani Dr. Vaishnavi Dr. Yogita Dr. Pratiksha Dr. Neha	Dr. Babita Dr. Prashanth Dr. Kamlesh Dr. Sidharth Dr. Deepika	142

23/4/24
 JC on Evaluation of 300
 7 day Antibiotic in Aggressive
 Periodontitis
 - Dr. Neha
 Dr. Khushee, Dr. Babita
 Dr. Yogita, Dr. Prashanth
 Dr. Pratiksha, Dr. Sidhant
 Dr. Vaishnavi, Dr. Kamlesh
 Dr. Shivani, Dr. Deepika

23/4/24
 JC Bone Regeneration
 in MMPDFD related
 with microscope
 assisted PPT &
 DFDBA - Case Series
 - Dr. Vaishnavi
 Dr. Shivani, Dr. Babita
 Dr. Yogita, Dr. Prashanth
 Dr. Pratiksha, Dr. Siddhant
 Dr. Neha, Dr. Kamlesh
 Dr. Khushee, Dr. Deepika

24/4/24
 Host and Immune
 Response Part III
 Dr. Yogita
 Dr. Pratiksha, Dr. Babita
 Dr. Shivani, Dr. Prashanth
 Dr. Khushee, Dr. Siddhant
 Dr. Neha, Dr. Kamlesh
 Dr. Deepika

JC:

25/4/24
 The effect of timing
 of orthodontic therapy
 on the outcome of
 regenerative periodontal
 surgery in patients
 with Stage I
 periodontitis: A
 multicenter randomized
 Dr. Yogita trial.
 Dr. Pratiksha, Dr. Babita
 Dr. Vaishnavi, Dr. Prashanth
 Dr. Shivani, Dr. Siddhant
 Dr. Khushee, Dr. Kamlesh
 Dr. Neha, Dr. Deepika

29/4/24
 Collagen - Part II
 Dr. Khushee, Dr. Shivani, Dr. Babita
 Dr. Prashanth, Dr. Yogita
 Dr. Pratiksha, Dr. Kamlesh
 Dr. Neha, Dr. Deepika

HOD
 Department of Periodontics
 Yogita Dental College &
 Hospital, Khed

75 30/4/24 JC on Efficacy of autogenous TR for a combined vertical & horizontal alveolar ridge augmentation & staged implant placement. A prospective study
- Dr. Vaishnavi

Dr. Shivani Dr. Babita
Dr. Yogita Dr. Prashanth
Dr. Pratiksha Dr. Kamlesh
Dr. Khushie Dr. Siddharth
Dr. Neha Dr. Deepika

76 8/5/24 JC on Subgingival Scaling & root planing during minimally invasive periodontal surgery. A randomized controlled split mouth trial
- Dr. Khushie

Dr. Shivani Dr. Babita
Dr. Vaishnavi Dr. Prashanth
Dr. Yogita Dr. Kamlesh
Dr. Pratiksha Dr. Siddharth
Dr. Neha Dr. Deepika

77 8/5/24 JC on Effect on periodontal phenotype characteristics on post extraction dimensional changes of the alveolar ridge. A prospective case series.

Dr. Vaishnavi Dr. Babita
Dr. Shivani Dr. Prashanth
Dr. Pratiksha Dr. Kamlesh
Dr. Khushie Dr. Siddharth
Dr. Neha Dr. Deepika

78 10/5/24 JC on Association of penta in periodontitis patients with coronary artery disease

Dr. Vaishnavi Dr. Babita
Dr. Pratiksha Dr. Prashanth
Dr. Khushie Dr. Kamlesh
Dr. Yogita Dr. Siddharth
Dr. Neha Dr. Deepika

79 10/5/24 Periodontal Medicine part II
Dr. Shivani Dr. Babita
Dr. Yogita Dr. Prashanth
Dr. Pratibha Dr. Kamlesh
Dr. Khushi Dr. Sidhant
Dr. Vansha Dr. Deepika

80 11/5/24 vitamin D effect on non surgical surgical periodontal therapy
- Dr. Neha
Dr. Vaishnavi Dr. Babita
Dr. Shivani Dr. Prashanth
Dr. Yogita Dr. Kamlesh
Dr. Pratibha Dr. Sidhant
Dr. Khushi Dr. Deepika

81 13/5/24 Aggressive Periodontitis
- Dr. Yogita
Dr. Vaishnavi Dr. Babita
Dr. Shivani Dr. Prashanth
Dr. Pratibha Dr. Kamlesh
Dr. Vansha Dr. Sidhant
Dr. Neha Dr. Deepika

82 13/5/24 Maxillary sinus floor augmentation (Part 1)
- Dr. Vaishnavi
Dr. Shivani Dr. Babita
Dr. Yogita Dr. Sidhant
Dr. Pratibha Dr. Prashanth
Dr. Khushi Dr. Kamlesh
Dr. Neha Dr. Deepika

83 13/5/24 Bioactive glass & arginine dentifrices root sensitivity during daily activities following non-surgical periodontal therapy. A randomized
Dr. Vaishnavi Dr. Babita
Dr. Shivani Dr. Prashanth
Dr. Yogita Dr. Sidhant
Dr. Pratibha Dr. Kamlesh

84 14/5/24 IC on sinus Membrane Preparation Repair - Dr. Vaishnavi

Dr. Shivani	Dr. Babita
Dr. Yogita	Dr. Prashanth
Dr. Pratiksha	Dr. Kamlesh
Dr. Khushi	Dr. Sidharth
Dr. Neha	Dr. Deepika

17/5/24 LA. LASER. Saline syringe (ml. 5ml) gloves, mask - Headcap

Dr. Neha

85 14/5/24 IC on Long Implants vs Short Implant - 10 year study - Dr. Vaishnavi

Dr. Shivani	Dr. Babita
Dr. Yogita	Dr. Prashanth
Dr. Pratiksha	Dr. Kamlesh
Dr. Khushi	Dr. Sidharth
Dr. Neha	Dr. Deepika

86 15/5/24 Aggressive Periodontitis

Dr. Vaishnavi	Dr. Babita
Dr. Yogita	Dr. Prashanth
Dr. Shivani	Dr. Kamlesh
Dr. Pratiksha	Dr. Sidharth
Dr. Khushi	Dr. Deepika
Dr. Neha	

87 28/5/24 Repeated local delivery of hyaluronic acid gel as adjunctive treatment of residual pockets in periodontitis pts undergoing supportive periodontal care - A randomized controlled clinical trial - IC

Dr. Khushi

Dr. Vaishnavi	Dr. Babita
Dr. Shivani	Dr. Prashanth
Dr. Pratiksha	Dr. Kamlesh
Dr. Yogita	Dr. Sidharth
Dr. Neha	Dr. Deepika

88	28/5/24	Supportive Periodontal Therapy - Dr. Vaishnavi	Dr. Shivani Dr. Yogita Dr. Pratiksha Dr. Neha Dr. Khushhee	Dr. Babita Dr. Prashanth Dr. Kamlesh Dr. Sidharth Dr. Deepika
89	29/5/24	The effect of bone particle size on the histomorphometric and clinical outcome following lateral ridge augmentation procedure. A randomized double blind controlled trial.	Dr. Vaishnavi Dr. Shivani Dr. Pratiksha Dr. Khushhee Dr. Neha	Dr. Babita Dr. Prashanth Dr. Kamlesh Dr. Sidharth Dr. Deepika
90	30/05/24	Controversies of periodontics part 1 - Dr. Shivani	Dr. Babita Dr. Pratiksha Dr. Yogita Dr. Neha Dr. Khushhee	Dr. Babita Dr. Prashanth Dr. Kamlesh Dr. Sidharth Dr. Deepika
91)	31/05/24	JC-Effectiveness of chitosan nanohydrogel as a bone regenerative material in intrabony defects in patients with chronic periodontitis. A Randomized clinical Trial - Dr. pratiksha	Dr. Vaishnavi Dr. Shivani Dr. Pratiksha Dr. Neha Dr. Khushhee	Dr. Babita Dr. Prashanth Dr. Kamlesh Dr. Sidharth Dr. Deepika

92. 3/6/24 Retrospective exploratory study of Smoking status and e-cigarette use with response to non-surgical periodontal therapy - JCI
 Dr. Shivani Dr. Babita
 Dr. Vaishnavi Dr. Prashant
 Dr. Yogita Dr. Sidhartha
 Dr. Pratiksha Dr. Kamlesh
 Dr. Khushhee Dr. Neha

93. 3/6/24 Alveolar bone P-1
 Dr. Khushhee Dr. Babita
 Dr. Neha Dr. Prashant
 Dr. Pratiksha Dr. Prashant
 Dr. Yogita Dr. Sidhartha
 Dr. Vaishnavi Dr. Deepika
 Dr. Shivani Dr. Kamlesh

94. 4/6/24 Failures in Implant Therapy (Part 1)
 - Dr. Vaishnavi
 Dr. Shivani Dr. Babita
 Dr. Yogita Dr. Prashant
 Dr. Pratiksha Dr. Kamlesh
 Dr. Neha Dr. Sidhartha
 Dr. Khushhee Dr. Deepika


95. 07/6/24 Prehydrated collagenated cortico. & an cellow heterologous bone gel & papillae tunnelling for related intrabony defects. 12 months non-intentional trial
 Dr. Vaishnavi Dr. Babita
 Dr. Shivani Dr. Prashant
 Dr. Pratiksha Dr. Kamlesh
 Dr. Khushhee Dr. Sidhartha
 Dr. Neha Dr. Deepika
 Dr. Yogita

96. 08/06/24 Alveolar Bone part 2
 Dr. Khushhee
 Dr. Vaishnavi Dr. Babita
 Dr. Shivani Dr. Prashant
 Dr. Pratiksha Dr. Kamlesh
 Dr. Yogita Dr. Sidhartha
 Dr. Neha Dr. Deepika

Department of Periodontics
 Yogita Dental College &
 Hospital, Khed

8/6/24	Alveolar Bone P-2 Dr. Neha	Dr. Khushi	Dr. Babita
		Dr. Pratiksha	Dr. Prashanth
		Dr. Yogita	Dr. Sidharth
		Dr. Vaishnavi	Dr. Deepika
		Dr. Shivani	Dr. Kamlesh
10/6/24	Cementum P-1 Dr. Khushi	Dr. Neha	Dr. Babita
		Dr. Yogita	Dr. Prashanth
		Dr. Pratiksha	Dr. Sidharth
		Dr. Shivani	Dr. Kamlesh
		Dr. Vaishnavi	Dr. Deepika
11/6/24	Failure in Implant Therapy - Part 2 Dr. Vaishnavi	Dr. Shivani	Dr. Babita
		Dr. Yogita	Dr. Prashanth
		Dr. Neha	Dr. Kamlesh
		Dr. Khushi	Dr. Sidharth
		Dr. Pratiksha	Dr. Deepika
12/6/24	Autodentification platelet rich fibrin matrix is an alternative biomaterial for alveolar augmentation procedures: A retrospective case series. Dr. Yogita	Dr. Vaishnavi	Dr. Babita
		Dr. Shivani	Dr. Prashanth
		Dr. Pratiksha	Dr. Kamlesh
		Dr. Khushi	Dr. Sidharth
		Dr. Neha	Dr. Deepika
13/6/24	Seminar - Controversies in periodontics I Dr. Shivani	Dr. Vaishnavi	Dr. Babita
		Dr. Yogita	Dr. Prashanth
		Dr. Pratiksha	Dr. Kamlesh
		Dr. Neha	Dr. Sidharth
		Dr. Khushi	Dr. Deepika

21/06/24	<p>periodontitis & kidney disease</p> <p>- Dr. pratiksha</p>	<p>Dr. Vaishnavi Dr. Babita</p> <p>Dr. Shivani Dr. Prasad</p> <p>Dr. Yogita Dr. Karni</p> <p>Dr. Khushhee Dr. Sidha</p> <p>Dr. Neha Dr. Dip</p>
24/6/24	<p>Cementum P-2</p> <p>Dr. Khushhee</p>	<p>Dr. Neha Dr. Babita</p> <p>Dr. Yogita Dr. Prasad</p> <p>Dr. Pratiksha Dr. Karni</p> <p>Dr. Vaishnavi Dr. Sidha</p> <p>Dr. Shivani Dr. Dip</p>
25/6/24	<p>JC. Impact of Implant Surface characteristics on health & peri-implant</p> <p>- Dr. Vaishnavi</p>	<p>Dr. Shivani Dr. Babita</p> <p>Dr. Yogita Dr. Prasad</p> <p>Dr. Neha Dr. Karni</p> <p>Dr. Pratiksha Dr. Sidha</p> <p>Dr. Khushhee Dr. Dip</p>
	<p>Topic: -</p> <p>Seminar on controversies of periodontics</p>	<p>Dr. Vaishnavi Dr. Babita</p> <p>Dr. Yogita Dr. Prasad</p> <p>Dr. Pratiksha Dr. Karni</p> <p>Dr. Neha Dr. Sidha</p> <p>Dr. Khushhee Dr. Dip</p>
26/6/24	<p>JC- Effect of periodontal phenotype on the outcome of OFD in patients with chronic periodontitis</p> <p>- Dr. Neha</p>	<p>Dr. Vaishnavi Dr. Babita</p> <p>Dr. Yogita Dr. Prasad</p> <p>Dr. Pratiksha Dr. Sidha</p> <p>Dr. Yogita Dr. Dip</p> <p>Dr. Khushhee</p>
1/7/24	<p>Lingival crevicular fluid periodontal ligament associated protein-1, sclerostin, & tumor</p>	<p>Dr. Neha Dr. Babita</p> <p>Dr. Yogita Dr. Prasad</p> <p>Dr. Pratiksha Dr. Sidha</p> <p>Dr. Vaishnavi Dr. Dip</p>


 Department of Periodontics
 Yashwantrao Chavan Memorial College & Hospital, Khed

2/7/24 Efficacy of adjunctive measures in the non-surgical treatment of A Systematic review
- Dr. Vaishnavi

Dr. Shirani	Dr. Babita
Dr. Yogita	Dr. Prashanth
Dr. Pratiksha	Dr. Kamlesh
Dr. Neha	Dr. Sidharth
Dr. Khushiee	Dr. Deepika

3/7/24 Association between defect morphology & healing of intrabony defects treated with minimally invasive nonsurgical therapy
Dr. Yogita

Dr. Vaishnavi	Dr. Babita
Dr. Shirani	Dr. Prashanth
Dr. Pratiksha	Dr. Kamlesh
Dr. Khushiee	Dr. Sidharth
Dr. Neha	Dr. Deepika

8/7/24 Elevated subgingival temperature infers high bacterial pathogen counts in severe periodontitis (JC)
- Dr. Khushiee

Dr. Shirani	Dr. Babita
Dr. Vaishnavi	Dr. Prashanth
Dr. Yogita	Dr. Kamlesh
Dr. Pratiksha	Dr. Sidharth
Dr. Neha	Dr. Dipika

10/7/24 Seminar on Sex hormones & Periodontium

Dr. Vaishnavi	Dr. Babita
Dr. Shirani	Dr. Prashanth
Dr. Pratiksha	Dr. Kamlesh
Dr. Khushiee	Dr. Sidharth
Dr. Neha	Dr. Deepika

11/7/24 Seminar on Controversies in periodontics part 4
- Dr. Shirani -

Dr. Vaishnavi	Dr. Babita
Dr. Pratiksha	Dr. Prashanth
Dr. Khushiee	Dr. Kamlesh
Dr. Yogita	Dr. Sidharth
Dr. Neha	Dr. Dipika

12/07/24	Seminar - Kidney diseases & periodontitis - Dr. pratilsha	Dr. Vaishnav Dr. Shivani Dr. Yogita Dr. Neha Dr. Khushboo	Dr. Babita Dr. Prashant Dr. Kunal Dr. Siddharth Dr. Dipika
13/07/24	Seminar Aging & Periodontium	Dr. Khushboo Dr. Yogita Dr. Pratiksha Dr. Shivani Dr. Prishwari	Dr. Sidharth Dr. Babita Dr. Prashant Dr. Kunal Dr. Dipika
19/07/24	Seminar - Antibiotics in periodontia - Dr. Shivani	Dr. Vaishnav Dr. Pratiksha Dr. Yogita Dr. Khushboo Dr. Neha	Dr. Babita Dr. Prashant Dr. Sidharth Dr. Kunal Dr. Dipika
22/07/24	JC - Association bet periodontal disease, tooth extraction, & medication-related osteonecrosis of the jaw in women receiving bisphosphonates: A national cohort-based study - Dr. Khushboo	Dr. Vaishnav Dr. Shivani Dr. Pratiksha Dr. Yogita Dr. Neha	Dr. Babita Dr. Prashant Dr. Sidharth Dr. Kunal Dr. Dipika

IC-

20/7/24

Association between periodontal disease tooth extraction & medication related osteonecrosis of jaw in women receiving bisphosphonates - A national cohort based study

Dr. Babita Dr. Vaishnavi
Dr. Prashanth Dr. Shirani
Dr. Kamlesh Dr. Yogita
Dr. Sidharth Dr. Neha
Dr. Dipika Dr. Pratiksha
Dr. Khushi

31/7/24

Seminar on Host Modulation Therapy Part I

Dr. Babita Dr. Vaish
Dr. Prashanth Dr. Shirani
Dr. Kamlesh Dr. Pratiksha
Dr. Sidharth Dr. Neha
Dr. Dipika Dr. Pratiksha

9/8/24

IC - Management of teeth with Grade 3 Endo-periodontal lesion by combined endodontic & regenerative periodontal therapy - Dr. pratiksha

Dr. Babita Dr. Vaish
Dr. Prashanth Dr. Shirani
Dr. Kamlesh Dr. Yogita
Dr. Sidharth Dr. Khushi
Dr. Dipika Dr. Neha

10/8/24

Seminar on Host Modulation Therapy Part-2 Dr. Yogita

Dr. Babita Dr. Vaish
Dr. Prashanth Dr. Shirani
Dr. Kamlesh Dr. Pratiksha
Dr. Sidharth Dr. Neha
Dr. Dipika Dr. Pratiksha

~~21/9/24~~
6/9/24

IC - Anterior implant restorations with a convex emergence profile increase the frequency of recession - 12 months results of a randomized controlled clinical trial

Dr. Babita Dr. Vaish
Dr. Prashanth Dr. Shirani
Dr. Kamlesh Dr. Pratiksha
Dr. Sidharth Dr. Neha
Dr. Dipika Dr. Pratiksha



Handwritten signature

Department of Periodontology
Yashwantrao Chavan Dental College & Hospital, Khed.

DEPARTMENT OF PERIODONTICS

CHECK LIST FOR EVALUATION OF JOURNAL REVIEW PRESENTATION

Name of the trainee: Dr. Prahlasha Praetib

Date: _____

Name of the faculty/observer: Dr. Prashant

Sign of observer: 

Topic: Soft tissue Application of LASER. Review Article.

s. no	Items for observation during presentation	Poor 0	Below average 1	Average 2	Good 3	Very good 4
1	Article chosen was					
2	Extent of understanding of script & Objectives of the paper by the candidate			✓ ✓		
3	Whether cross-reference have been consulted				✓ ✓ ✓	
4	Whether other relevant publications consulted				✓ ✓ ✓	
5	Ability to respond to questions on the paper/subject			✓ ✓ ✓		
6	Audio-visual aids used			✓ ✓ ✓		
7	Ability to defend the paper					
8	Clarity of presentation				✓ ✓	
9	Any other observation					
	Total score					

DEPARTMENT OF PERIODONTICS

CHECK LIST FOR EVALUATION OF JOURNAL REVIEW PRESENTATION

Name of the trainee: Dr. Pratiksha Patil.

Date: 23/04/24

Name of the faculty/observer: Dr. Prashant S.

Sign of observer: 

Topic: Periodontal microsurgery - Precision of New Leiqw in microsurgery

s. no	Items for observation during presentation	Poor 0	Below average 1	Average 2	Good 3	Very good 4
1	Article chosen was					
2	Extent of understanding of scope & Objectives of the paper by the candidate			✓		
3	Whether cross-reference have been consulted			✓		
4	Whether other relevant publications consulted			✓		
5	Ability to respond to questions on the paper/subject			✓		
6	Audio-visual aids used				✓	
7	Ability to defend the paper				✓	
8	Clarity of presentation			✓		
9	Any other observation			✓		
	Total score				5	5


DEPARTMENT OF PERIODONTICS

CHECK LIST FOR EVALUATION OF JOURNAL REVIEW PRESENTATION

Name of the trainee: Dr. Pratikha Patil

Date: 15/12/23

Name of the faculty/observer: Dr. Prashant S.

Sign of observer: 

Topic: Orthodontic treatment stimulus to alveolar periodontal treatment in periodontology.

s. no	Items for observation during presentation	Poor 0	Below average 1	Average 2	Good 3	Very good 4
1	Article chosen was					
2	Extent of understanding of scope & Objectives of the paper by the candidate			✓		
3	Whether cross-reference have been consulted			✓		
4	Whether other relevant publications consulted			✓		
5	Ability to respond to questions on the paper/subject			✓		
6	Audio-visual aids used				✓	
7	Ability to defend the paper				✓	
8	Clarity of presentation			✓		
9	Any other observation				✓	
	Total score					


DEPARTMENT OF PERIODONTICS

CHECK LIST FOR EVALUATION OF JOURNAL REVIEW PRESENTATION

Name of the trainee: Dr. Pratiksha. Patil.

Date: 05/04/20

Name of the faculty/observer: Dr. Prashant

Sign of observer: 

Topic: Clinical outcomes of entire papilla preservation technique with Biomaterials in furcation defect

s. no	Items for observation during presentation	Poor 0	Below average 1	Average 2	Good 3	Very good 4
1	Article chosen was					
2	Extent of understanding of scope & Objectives of the paper by the candidate			✓		
3	Whether cross-reference have been consulted			✓		
4	Whether other relevant publications consulted				✓	
5	Ability to respond to questions on the paper/subject				✓	
6	Audio-visual aids used				✓	
7	Ability to defend the paper				✓	
8	Clarity of presentation			✓		
9	Any other observation				✓	
	Total score					

DEPARTMENT OF PERIODONTICS

CHECK LIST FOR EVALUATION OF JOURNAL REVIEW PRESENTATION

Name of the trainee: Dr. Pratiksha

Date: 16/03/24

Name of the faculty/observer: Dr. Bipha Powers Sign of observer:

Topic: Effect of L-PRF & A-PRF on Periodontal fibroblast in vitro study.

s. no	Items for observation during presentation	Poor 0	Below average 1	Average 2	Good 3	Very good 4
1	Article chosen was					
2	Extent of understanding of scope & Objectives of the paper by the candidate					✓
3	Whether cross-reference have been consulted					✓
4	Whether other relevant publications consulted				✓	
5	Ability to respond to questions on the paper/subject					✓
6	Audio-visual aids used					✓
7	Ability to defend the paper					✓
8	Clarity of presentation					✓
9	Any other observation					
	Total score					

Bipha

DEPARTMENT OF PERIODONTICS

CHECK LIST FOR EVALUATION OF JOURNAL REVIEW PRESENTATION

Name of the trainee: Dr. Pradipeshha. Patel

Date: 19/04/

Name of the faculty/observer: Dr. Babita. P

Sign of observer:

Topic: Immediate vs delayed implant placement after ~~the~~ single teeth extraction.

s. no	Items for observation during presentation	Poor 0	Below average 1	Average 2	Good 3	Very Good 4
1	Article chosen was					
2	Extent of understanding of scope & Objectives of the paper by the candidate					✓
3	Whether cross-reference have been consulted				✓	
4	Whether other relevant publications consulted			✓		
5	Ability to respond to questions on the paper/subject				✓	
6	Audio-visual aids used					✓
7	Ability to defend the paper					✓
8	Clarity of presentation					✓
9	Any other observation					
	Total score					


By

DEPARTMENT OF PERIODONTICS

CHECK LIST FOR EVALUATION OF SEMINAR

Name of trainee: Dr. Prabhlesha Patel, Date: 24/02/24.

Name of faculty/observer: Dr. Prashant Shetty.

Signature of faculty/observer: 

Topic: Connective tissue of Periodontium.


Items for observation during presentation	Poor 0	Below average 1	Average 2	Good 3	Very good 4
Whether other relevant publication consulted			✓		
Whether cross references have been consulted				✓	
Completeness of preparation			✓		
Clarity of presentation				✓	
Understanding of subject				✓	
Ability to answer the questions			✓		
Time scheduling				✓	
Appropriate use of audio-visual aids				✓	
Overall performance				✓	
Any other observation					
Total score					

DEPARTMENT OF PERIODONTICS

CHECK LIST FOR EVALUATION OF SEMINAR

Trainee: Dr. Pratiksha Patil . Date: 24/02/24 .

Faculty/observer: Dr. Kamlesh . T .

Faculty/observer: 

Connective tissue of Periodontium .

for observation during presentation	Poor 0	Below average 1	Average 2	Good 3	Very good 4
Whether other relevant publication cited			✓		
Whether cross references have been cited			✓		
Completeness of preparation			✓		
Clarity of presentation			✓		
Understanding of subject			✓		
Ability to answer the questions			✓		
Timing of scheduling			✓		
Appropriate use of audio-visual aids			✓		
Overall performance			✓		
Other observation					
Score					

DEPARTMENT OF PERIODONTICS

CHECK LIST FOR EVALUATION OF SEMINAR

Name of trainee: Dr. Pratiksha Patil. Date: 9/06/23.

Name of faculty/observer: Dr. Kamlesh T.

Signature of faculty/observer: 

Topic: Alveolar Bone in health & diseases Part I

Items for observation during presentation	Poor 0	Below average 1	Average 2	Good 3	Very good 4
Whether other relevant publication consulted				✓	
Whether cross references have been consulted			✓		
Completeness of preparation				✓	
Clarity of presentation			✓		
Understanding of subject			✓		
Ability to answer the questions			✓		
Time scheduling				✓	
Appropriate use of audio-visual aids			✓		
Overall performance			✓		
Any other observation					
Total score					

DEPARTMENT OF PERIODONTICS

CHECK LIST FOR EVALUATION OF SEMINAR

Name of trainee: Dr. Praklesha Patil Date: 11/10/23

Name of faculty/observer: Dr. Prashant Shetty

Name of faculty/observer: 

Topic: Alveolar Bone in health & diseases Part II

Items for observation during presentation	Poor 0	Below average 1	Average 2	Good 3	Very good 4
Whether other relevant publication consulted				✓	
Whether cross references have been consulted			✓		
Completeness of preparation			✓		
Clarity of presentation			✓		
Understanding of subject				✓	
Ability to answer the questions			✓		
Time scheduling			✓		
Appropriate use of audio-visual aids			✓		
Overall performance			✓		
Any other observation					

DEPARTMENT OF PERIODONTICS

CHECK LIST FOR EVALUATION OF SEMINAR

Name of trainee: Dr. Pratiksha Patel. Date: 11/10/23.

Name of faculty/observer: Dr. Kamlesh T.

Signature of faculty/observer: 

Topic: Alveolar Bone in health & disease Part II

Items for observation during presentation	Poor 0	Below average 1	Average 2	Good 3	Very good 4
Whether other relevant publication consulted				✓	
Whether cross references have been consulted				✓	
Completeness of preparation			✓		
Clarity of presentation			✓		
Understanding of subject			✓		
Ability to answer the questions			✓		
Time scheduling				✓	
Appropriate use of audio-visual aids			✓		
Overall performance			✓		
Any other observation					
Total score					

DEPARTMENT OF PERIODONTICS

CHECK LIST FOR EVALUATION OF SEMINAR

name of trainee: Dr. Pratiksha Patil.

Date: 9/06/23.

name of faculty/observer: Dr. Prashant Shetty



name of faculty/observer:

topic: Alveolar Bone & disease & health Part I.

Items for observation during presentation	Poor 0	Below average 1	Average 2	Good 3	Very good 4
Whether other relevant publication consulted			✓		
Whether cross references have been consulted				✓	
Completeness of preparation			✓	✓	
Clarity of presentation				✓	
Understanding of subject			✓		
Ability to answer the questions				✓	
Time scheduling			✓	✓	
Appropriate use of audio-visual aids				✓	
Overall performance			✓		
Any other observation					
Total score					

DEPARTMENT OF PERIODONTICS

· CHECK LIST FOR EVALUATION OF SEMINAR

Name of trainee: Dr. Prahlasha Patil. Date: 17/02/24.

Name of faculty/observer: Dr. Prashant Shetty.

Sign of faculty/observer:



Topic: Biologic width & it's significance.

Sl. No	Items for observation during presentation	Poor 0	Below average 1	Average 2	Good 3	Very good 4
	Whether other relevant publication consulted				✓	
	Whether cross references have been consulted			✓		
	Completeness of preparation				✓	
	Clarity of presentation			✓		
	Understanding of subject			✓		
	Ability to answer the questions				✓	
	Time scheduling				✓	
	Appropriate use of audio-visual aids				✓	
	Overall performance				✓	
	Any other observation					
	Total score					

DEPARTMENT OF PERIODONTICS

CHECK LIST FOR EVALUATION OF SEMINAR PRESENTATION

Name of trainee: Dr. Prakrisha, Patil. Date: 18/03/24.

Name of faculty/observer: Dr. Bibha Pawar.

Signature of faculty/observer:

Gingival depigmentation & treatment plan

Sl. No.	Items for observation during presentation	Poor	Below average	Average	Good	Very good
		0	1	2	3	4
1	Whether other relevant publication consulted				✓	
2	Whether cross references have been consulted			✓		
3	Completeness of preparation			✓		
4	Clarity of presentation				✓	
5	Understanding of subject				✓	
6	Ability to answer the questions				✓	
7	Time scheduling				✓	
8	Appropriate use of audio-visual aids				✓	
9	Overall performance				✓	
10	Any other observation					
	Total score					

Bp

DEPARTMENT OF PERIODONTICS

CHECK LIST FOR EVALUATION OF SEMINAR PRESENTATION

Name of trainee: Dr. Pratiksha. Patil. Date: 12/04/24.

Name of faculty/observer: Dr. Sidharth Joshi.

Signature of faculty/observer: [Signature]

Topic: furcation involvement Part III

Sl. No	Items for observation during presentation	Poor	Below average	Average	Good	Very good
		0	1	2	3	4
1	Whether other relevant publication consulted				✓	
2	Whether cross references have been consulted			✓		
3	Completeness of preparation			✓		
4	Clarity of presentation			✓	✓	
5	Understanding of subject				✓	
6	Ability to answer the questions			✓		
7	Time scheduling			✓		
8	Appropriate use of audio-visual aids			✓	✓	
9	Overall performance			✓		
10	Any other observation			✓		
Total score						

DEPARTMENT OF PERIODONTICS

CHECK LIST FOR EVALUATION OF INTERDEPARTMENTAL SEMINAR PRESENTATION

Name of trainee: Pratiksha Patel

Date: 15/03/24

Name of faculty/observer: Dr Deepika.M
faculty/observer:

Sign of [Signature]

Topic: furcation Involvement Part II

S. NO	Items for observation during presentation	Poor 0	Below average 1	Average 2	Good 3	Very good 4
1	Whether other relevant publication consulted			✓		
2	Whether cross references have been consulted			✓		
3	Completeness of preparation			✓		
4	Clarity of presentation			✓		
5	Understanding of subject			✓		
6	Ability to answer the questions			✓		
7	Time scheduling			✓		
	Appropriate use of audio-visual aids			✓		
	Overall performance			✓		
	Any other observation					
	Total score					


DEPARTMENT OF PERIODONTICS

**CHECK LIST FOR EVALUATION OF INTERDEPARTMENTAL
SEMINAR PRESENTATION**

Name of trainee: *Dr. Pratiksha Patil*

Date: *1 / 3 / 2024*

Name of faculty /observer: *Dr. Pracharthy Shetty*
faculty/observer:

Sign of 

Topic: *Furcation Involvement.*

S. NO	Items for observation during presentation	Poor 0	Below average 1	Average 2	Good 3	Very good 4
1	Whether other relevant publication consulted				✓	
2	Whether cross references have been consulted				✓	
3	Completeness of preparation				✓	
4	Clarity of presentation				✓	
5	Understanding of subject				✓	
6	Ability to answer the questions				✓	
	Time scheduling				✓	
	Appropriate use of audio-visual aids				✓	
	Overall performance				✓	
	Any other observation				✓	
	Total score				✓	

DEPARTMENT OF PERIODONTICS

CHECK LIST FOR EVALUATION OF SEMINAR PRESENTATION

Name of trainee: Prabhasha Patil

Date: 10/05/24

Name of faculty/observer: Dr. Siddharth Joshi

Sign of faculty/observer: 

Topic: Periodontal medicine Part I

Sr. No	Items for observation during presentation	Poor 0	Below average 1	Average 2	Good 3	Very good 4
1	Whether other relevant publication consulted			✓		
2	Whether cross references have been consulted			✓		
3	Completeness of preparation			✓		
4	Clarity of presentation			✓		
5	Understanding of subject			✓		
6	Ability to answer the questions			✓		
7	Time scheduling				✓	
8	Appropriate use of audio-visual aids				✓	
9	Overall performance			✓		
10	Any other observation			✓		
	Total score					

DEPARTMENT OF PERIODONTICS

CHECK LIST FOR EVALUATION OF SEMINAR

Name of trainee: Dr. Prahlada Patel.

Date: 17/05/24.

Name of faculty/observer: Dr. Babita P.

Sign of faculty/observer: 

Topic: Periodontal medicine Part II

Sr. No	Items for observation during presentation	Poor	Below average	Average	Good	Very good
		0	1	2	3	4
1	Whether other relevant publication consulted				✓	
2	Whether cross references have been consulted				✓	
3	Completeness of preparation				✓	
4	Clarity of presentation				✓	
5	Understanding of subject				✓	
6	Ability to answer the questions				✓	
7	Time scheduling				✓	
8	Appropriate use of audio-visual aids					✓
9	Overall performance				✓	
10	Any other observation					
Total score						

[Type here]

CIRCULAR

Sub: Christmas Celebration

To,

All the HOD's

This is to request all the staff members to allow students of 1ST Year Undergraduates from 1.30 to 2.30pm on 20/12/2024 for Christmas celebration.

Head of Department
Dept of Periodontology

Dean/Principal
Yogita Dental College & Hospital,
Khed, Ratnagiri

CIRCULAR

Sub: Christmas Celebration

To,

All the HOD's

This is to request all the staff members to allow students of 1ST Year Undergraduates from 1.30 to 2.30pm on 20/12/2024 for Christmas celebration.

Head of Department

Dept of Periodontology

Dean/Principal

Yogita Dental College & Hospital,

Khed, Ratnagiri

DEPARTMENT OF PERIODONTICS

CHECK LIST FOR EVALUATION OF JOURNAL REVIEW PRESENTATION

Name of the trainee: Dr Yogita Kshirsagar

Date: 13/9/23

Name of the faculty/observer: Dr Vayha Jadhav

Sign of observer: 


Topic: A new classification scheme for periodontal & peri implant dpe
condition

sr. no	Items for observation during presentation	Poor 0	Below average 1	Average 2	Good 3	Very good 4
1	Article chosen was				✓	
2	Extent of understanding of scope & Objectives of the paper by the candidate			✓		
3	Whether cross- reference have been consulted			✓		
4	Whether other relevant publications consulted			✓		
5	Ability to respond to questions on the paper/subject		✓			
6	Audio-visual aids used		✓			
7	Ability to defend the paper		✓			
8	Clarity of presentation		✓			
9	Any other observation					
	Total score					

DEPARTMENT OF PERIODONTICS

CHECK LIST FOR EVALUATION OF JOURNAL REVIEW PRESENTATION

Name of the trainee: Dr Yogita Shrivastava Date: 21/2/24

Name of the faculty/observer: Dr Prabhakar Sign of observer: 

Topic: Additional benefit of alternative antibiotic in subgingival instrumentation stage

sr. no	Items for observation during presentation	Poor 0	Below average 1	Average 2	Good 3	Very good 4
1	Article chosen was			✓		
2	Extent of understanding of scope & Objectives of the paper by the candidate			✓		
3	Whether cross- reference have been consulted			✓		
4	Whether other relevant publications consulted			✓		
5	Ability to respond to questions on the paper/subject			✓		
6	Audio-visual aids used			✓		
7	Ability to defend the paper			✓		
8	Clarity of presentation			✓		
9	Any other observation			✓		
	Total score					

DEPARTMENT OF PERIODONTICS

CHECK LIST FOR EVALUATION OF JOURNAL REVIEW PRESENTATION

Name of the trainee: Dr Yogita Kshirsagar

Date: 25/4/24

Name of the faculty/observer: Dr Prashant Shetty

Sign of observer: 

Topic: The effect of timing of orthodontic therapy on the out-
of-regenerative periodontal surgery in patients with stage IV pews

sr. no	Items for observation during presentation	Poor 0	Below average 1	Average 2	Good 3	Very good 4
1	Article chosen was			✓		
2	Extent of understanding of scope & Objectives of the paper by the candidate			✓		
3	Whether cross- reference have been consulted			✓		
4	Whether other relevant publications consulted			✓		
5	Ability to respond to questions on the paper/subject			✓		
6	Audio-visual aids used			✓		
7	Ability to defend the paper			✓		
8	Clarity of presentation			✓		
9	Any other observation			✓		
	Total score					

DEPARTMENT OF PERIODONTICS

CHECK LIST FOR EVALUATION OF JOURNAL REVIEW PRESENTATION

Name of the trainee: Dr Yogita Khirsagar

Date: 25/4/24

Name of the faculty/observer: Dr Babita Paway

Sign of observer:

Topic: The effect of timing of orthodontic therapy on the outcome of regenerative periodontal surgery in patients with stage I P.

sr. no	Items for observation during presentation	Poor 0	Below average 1	Average 2	Good 3	Very good 4
1	Article chosen was				✓	
2	Extent of understanding of scope & Objectives of the paper by the candidate				✓	
3	Whether cross- reference have been consulted				✓	
4	Whether other relevant publications consulted				✓	✓
5	Ability to respond to questions on the paper/subject					✓
6	Audio-visual aids used					✓
7	Ability to defend the paper				✓	
8	Clarity of presentation					✓
9	Any other observation					
	Total score					

Babita Paway

DEPARTMENT OF PERIODONTICS

CHECK LIST FOR EVALUATION OF JOURNAL REVIEW PRESENTATION

Name of the trainee: Dr Yogita Kshirsagar

Date: 08/05/24

Name of the faculty/observer: Dr Babita

Sign of observer:

Topic: Effect of periodontal phenotype characteristics on post extraction dimensional changes.

sr. no	Items for observation during presentation	Poor 0	Below average 1	Average 2	Good 3	Very good 4
1	Article chosen was					✓
2	Extent of understanding of scope & Objectives of the paper by the candidate					✓
3	Whether cross- reference have been consulted				✓	
4	Whether other relevant publications consulted					✓
5	Ability to respond to questions on the paper/subject				✓	
6	Audio-visual aids used					✓
7	Ability to defend the paper					✓
8	Clarity of presentation					✓
9	Any other observation					
	Total score					

Babita
8/05/24

DEPARTMENT OF PERIODONTICS

CHECK LIST FOR EVALUATION OF JOURNAL REVIEW PRESENTATION

Name of the trainee: Dr Yogita Khosla

Date: 29/5/24

Name of the faculty/observer: Dr Babita P Sign of observer: *Bpaw*

Topic: The effect of bone particle size on the histomorphometric & clinical outcomes following lateral ridge augmentation procedure - A randomised double blind controlled trial

sr. no	Items for observation during presentation	Poor 0	Below average 1	Average 2	Good 3	Very good 4
1	Article chosen was					
2	Extent of understanding of scope & Objectives of the paper by the candidate					✓
3	Whether cross- reference have been consulted				✓	
4	Whether other relevant publications consulted				✓	
5	Ability to respond to questions on the paper/subject					✓
6	Audio-visual aids used					✓
7	Ability to defend the paper					✓
8	Clarity of presentation					✓
9	Any other observation					
	Total score					

Bpaw

DEPARTMENT OF PERIODONTICS

CHECK LIST FOR EVALUATION OF JOURNAL REVIEW PRESENTATION

Name of the trainee: Dr Yogita Kshirsagar

Date: 29/5/24

Name of the faculty/observer: Dr Prahash

Sign of observer:

Topic: ^Sthe effect of bone particle size on the histomorphometric & clinical outcome following lateral ridge augmentation procedure - A randomised double blind.

sr. no	Items for observation during presentation	Poor 0	Below average 1	Average 2	Good 3	Very good 4
1	Article chosen was			✓		
2	Extent of understanding of scope & Objectives of the paper by the candidate			✓		
3	Whether cross- reference have been consulted			✓		
4	Whether other relevant publications consulted			✓		
5	Ability to respond to questions on the paper/subject			✓		
6	Audio-visual aids used			✓		
7	Ability to defend the paper			✓		
8	Clarity of presentation			✓		
9	Any other observation			✓		
	Total score					

DEPARTMENT OF PERIODONTICS

CHECK LIST FOR EVALUATION OF JOURNAL REVIEW PRESENTATION

Name of the trainee: Dr Yogita Kulkarni. Date: 12/6/24

Name of the faculty/observer: Dr Babita. Sign of observer: Babita

Topic: Auto dentin PRP matrix is an alternative biomate for diff augmentation procedures: A retrospective case stu

sr. no	Items for observation during presentation	Poor 0	Below average 1	Average 2	Good 3	Very good 4
1	Article chosen was				✓	
2	Extent of understanding of scope & Objectives of the paper by the candidate					✓
3	Whether cross- reference have been consulted				✓	✓
4	Whether other relevant publications consulted					✓
5	Ability to respond to questions on the paper/subject					✓
6	Audio-visual aids used					✓
7	Ability to defend the paper					✓
8	Clarity of presentation					✓
9	Any other observation					
	Total score					


DEPARTMENT OF PERIODONTICS

CHECK LIST FOR EVALUATION OF JOURNAL REVIEW PRESENTATION

Name of the trainee: Dr Yogita Kshirsagar

Date: 7/6/24

Name of the faculty/observer: Dr Babita

Sign of observer: 

Topic: Prehydrated collagenated cortico-cancellous heterotopic bone gel & papillae tunneling for isolated intrabony defect


sr. no	Items for observation during presentation	Poor 0	Below average 1	Average 2	Good 3	Very good 4
1	Article chosen was					✓
2	Extent of understanding of scope & Objectives of the paper by the candidate					✓
3	Whether cross- reference have been consulted				✓	
4	Whether other relevant publications consulted				✓	
5	Ability to respond to questions on the paper/subject					✓
6	Audio-visual aids used					✓
7	Ability to defend the paper					✓
8	Clarity of presentation					✓
9	Any other observation					
	Total score					



DEPARTMENT OF PERIODONTICS

CHECK LIST FOR EVALUATION OF JOURNAL REVIEW PRESENTATION

Name of the trainee: Dr Yogita Kshirsagar Date: 6/9/24

Name of the faculty/observer: Dr Babita Pawar Sign of observer: 

Topic: Anterior implant restoration with a convex emergence profile increase reception

sr. no	Items for observation during presentation	Poor 0	Below average 1	Average 2	Good 3	Very good 4
1	Article chosen was					✓
2	Extent of understanding of scope & Objectives of the paper by the candidate				✓	
3	Whether cross- reference have been consulted				✓	
4	Whether other relevant publications consulted				✓	
5	Ability to respond to questions on the paper/subject				✓	
6	Audio-visual aids used					✓
7	Ability to defend the paper					✓
8	Clarity of presentation					✓
9	Any other observation					
	Total score					

DEPARTMENT OF PERIODONTICS

CHECK LIST FOR EVALUATION OF SEMINAR PRESENTATION

Name of trainee: Dr Yogita Kshirsagar Date: 27/9/23

Name of faculty/observer: Dr Vaisha Jadhav

Sign of faculty/observer: *Vaisha Jadhav*
27/9/23

Topic: Calculus & its etiology in disease Part I

Sr. No	Items for observation during presentation	Poor	Below average	Average	Good	Very good
		0	1	2	3	4
1	Whether other relevant publication consulted			✓		
2	Whether cross references have been consulted			✓		
3	Completeness of preparation			✓		
4	Clarity of presentation				✓	
5	Understanding of subject				✓	
6	Ability to answer the questions			✓		
7	Time scheduling			✓		
8	Appropriate use of audio-visual aids			-	-	
9	Overall performance			-	-	
10	Any other observation					
Total score						

DEPARTMENT OF PERIODONTICS

CHECK LIST FOR EVALUATION OF SEMINAR PRESENTATION

Name of trainee: Dr Yogita Kshirsagar Date: 27/10/23

Name of faculty/observer: Dr Proshanth Shetty

Sign of faculty/observer:

Topic: Calculus & its etiology in disease Part I

Sr. No	Items for observation during presentation	Poor 0	Below average 1	Average 2	Good 3	Very good 4
1	Whether other relevant publication consulted			✓		
2	Whether cross references have been consulted			✓		
3	Completeness of preparation			✓		
4	Clarity of presentation			✓		
5	Understanding of subject			✓		
6	Ability to answer the questions			✓		
7	Time scheduling			✓		
8	Appropriate use of audio-visual aids			✓		
9	Overall performance			✓		
10	Any other observation					
Total score						


DEPARTMENT OF PERIODONTICS

CHECK LIST FOR EVALUATION OF SEMINAR PRESENTATION

Name of trainee: Dr Yogita Kshirsagar Date: 22/11/23

Name of faculty/observer: Dr Prashanth

Sign of faculty/observer:



Topic: Calculus and its role in etiology Part II
of disease

Sr. No	Items for observation during presentation	Poor	Below average	Average	Good	Very good
		0	1	2	3	4
1	Whether other relevant publication consulted			✓		
2	Whether cross references have been consulted			✓		
3	Completeness of preparation			✓		
4	Clarity of presentation			✓		
5	Understanding of subject			✓		
6	Ability to answer the questions			✓		
7	Time scheduling			✓		
8	Appropriate use of audio-visual aids			✓		
9	Overall performance			✓		
10	Any other observation					

DEPARTMENT OF PERIODONTICS

CHECK LIST FOR EVALUATION OF SEMINAR PRESENTATION

Name of trainee: Dr Yogita Khirsagai Date: 28/2/24

Name of faculty/observer: Dr Prashant Shetty

Sign of faculty/observer: 

Topic: Host and immune response in Periodontics
Part I

Sr. No	Items for observation during presentation	Poor	Below average	Average	Good	Very good
		0	1	2	3	4
1	Whether other relevant publication consulted			✓		
2	Whether cross references have been consulted			✓		
3	Completeness of preparation			✓		
4	Clarity of presentation			✓		
5	Understanding of subject			✓		
6	Ability to answer the questions			✓		
7	Time scheduling			✓		
8	Appropriate use of audio-visual aids			✓		
9	Overall performance			✓		
10	Any other observation					

DEPARTMENT OF PERIODONTICS

CHECK LIST FOR EVALUATION OF SEMINAR PRESENTATION

Name of trainee: Dr Yogita Kshirsagar Date: 24/4/24

Name of faculty/observer: Dr Prashanth Shetty

Sign of faculty/observer:

Topic: Host and immune response in Periodontics
part III

Sr. No	Items for observation during presentation	Poor 0	Below average 1	Average 2	Good 3	Very good 4
1	Whether other relevant publication consulted			✓		
2	Whether cross references have been consulted			✓		
3	Completeness of preparation			✓		
4	Clarity of presentation			✓		
5	Understanding of subject			✓		
6	Ability to answer the questions			✓		
7	Time scheduling			✓		
8	Appropriate use of audio-visual aids			✓		
9	Overall performance			✓		
10	Any other observation					

DEPARTMENT OF PERIODONTICS

CHECK LIST FOR EVALUATION OF SEMINAR PRESENTATION

Name of trainee: Dr Yogita Kshirsagar Date: 24/4/24

Name of faculty/observer: Dr Babita Pawar

Sign of faculty/observer:

Topic: Host and immune response in Periodontics
Part III

Sr. No	Items for observation during presentation	Poor 0	Below average 1	Average 2	Good 3	Very good 4
1	Whether other relevant publication consulted					✓
2	Whether cross references have been consulted					✓
3	Completeness of preparation					✓
4	Clarity of presentation					✓
5	Understanding of subject					✓
6	Ability to answer the questions					✓
7	Time scheduling					✓
8	Appropriate use of audio-visual aids					✓
9	Overall performance					✓
10	Any other observation					

Babita Pawar

DEPARTMENT OF PERIODONTICS

CHECK LIST FOR EVALUATION OF SEMINAR PRESENTATION

Name of trainee: Dr Yogita Kshirsagar Date: 22/5/24

Name of faculty/observer: Dr Babita Pawar.

Sign of faculty/observer:

Topic: Aggressive Periodontitis.

Sr. No	Items for observation during presentation	Poor 0	Below average 1	Average 2	Good 3	Very good 4
1	Whether other relevant publication consulted					✓
2	Whether cross references have been consulted				✓	
3	Completeness of preparation					✓
4	Clarity of presentation					✓
5	Understanding of subject					✓
6	Ability to answer the questions					✓
7	Time scheduling					✓
8	Appropriate use of audio-visual aids					✓
9	Overall performance					
10	Any other observation					

Babita Pawar

DEPARTMENT OF PERIODONTICS

CHECK LIST FOR EVALUATION OF SEMINAR PRESENTATION

Name of trainee: Dr Yogita Kshirsagar Date: 22/5/24

Name of faculty/observer: Dr Prashanth Shetty

Sign of faculty/observer: 

Topic: Aggressive Periodontitis

Sr. No	Items for observation during presentation	Poor	Below average	Average	Good	Very good
		0	1	2	3	4
1	Whether other relevant publication consulted			✓		
2	Whether cross references have been consulted			✓		
3	Completeness of preparation			✓		
4	Clarity of presentation			✓		
5	Understanding of subject			✓		
6	Ability to answer the questions			✓		
7	Time scheduling			✓		
8	Appropriate use of audio-visual aids			✓		
9	Overall performance			✓		
10	Any other observation					

DEPARTMENT OF PERIODONTICS

CHECK LIST FOR EVALUATION OF SEMINAR PRESENTATION

Name of trainee: Dr Yogita Kshirsagar Date: 13/9/24

Name of faculty/observer: Dr Prashanth Shetty

Sign of faculty/observe:

Topic: Acute Gingival infections

Sr. No	Items for observation during presentation	Poor 0	Below average 1	Average 2	Good 3	Very good 4
1	Whether other relevant publication consulted			✓		
2	Whether cross references have been consulted			✓		
3	Completeness of preparation			✓		
4	Clarity of presentation			✓		
5	Understanding of subject			✓		
6	Ability to answer the questions			✓		
7	Time scheduling			✓		
8	Appropriate use of audio-visual aids			✓		
9	Overall performance			✓		
10	Any other observation					

DEPARTMENT OF PERIODONTICS

CHECK LIST FOR EVALUATION OF SEMINAR PRESENTATION

Name of trainee: Dr Yogida Kshirsagar Date: 13/9/201

Name of faculty/observer: Dr Babita Pawar.

Sign of faculty/observer: Babita Pawar

Topic: Acute Gingival Infections.

Sr. No	Items for observation during presentation	Poor 0	Below average 1	Average 2	Good 3	Very good 4
1	Whether other relevant publication consulted				✓	
2	Whether cross references have been consulted				✓	
3	Completeness of preparation				✓	
4	Clarity of presentation					✓
5	Understanding of subject					✓
6	Ability to answer the questions				✓	
7	Time scheduling					✓
8	Appropriate use of audio-visual aids					✓
9	Overall performance					
10	Any other observation					

Babita Pawar

DEPARTMENT OF PERIODONTICS

CHECK LIST FOR EVALUATION OF SEMINAR PRESENTATION

Name of trainee: Dr. Yogita Kshirsagar

Date: 25/09/2024

Name of faculty /observer: Dr. Babita Pawar

Sign of faculty/observe: B. Pawar

Topic: Gingival Enlargement & Management part II


Sr. No	Items for observation during presentation	Poor	Below average	Average	Good	Very good
		0	1	2	3	4
1	Whether other relevant publication consulted				✓	
2	Whether cross references have been consulted					
3	Completeness of preparation			✓		
4	Clarity of presentation				✓	
5	Understanding of subject				✓	
6	Ability to answer the questions				✓	
7	Time scheduling					✓
8	Appropriate use of audio-visual aids					✓
9	Overall performance				✓	
10	Any other observation					

DEPARTMENT OF PERIODONTICS

CHECK LIST FOR EVALUATION OF SEMINAR PRESENTATION

Name of trainee: Dr Yogita Kshirsagar Date: 18/9/24

Name of faculty/observer: Dr Babita Pawar

Sign of faculty/observe: 

Topic: Gingival Enlargement and management part I

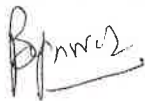
Sr. No	Items for observation during presentation	Poor	Below average	Average	Good	Very good
		0	1	2	3	4
1	Whether other relevant publication consulted			✓		
2	Whether cross references have been consulted			✓		
3	Completeness of preparation				✓	
4	Clarity of presentation				✓	
5	Understanding of subject				✓	
6	Ability to answer the questions				✓	
7	Time scheduling					✓
8	Appropriate use of audio-visual aids					✓
9	Overall performance				✓	
10	Any other observation					

DEPARTMENT OF PERIODONTICS

CHECK LIST FOR EVALUATION OF SEMINAR PRESENTATION

Name of trainee: Dr Yogita Kshirsagar Date: 10/8/24

Name of faculty/observer: Dr Babita Pawar

Sign of faculty/observe: 

Topic: Host Modulation therapy Part II

Sr. No	Items for observation during presentation	Poor 0	Below average 1	Average 2	Good 3	Very good 4
1	Whether other relevant publication consulted				✓	
2	Whether cross references have been consulted					✓
3	Completeness of preparation					✓
4	Clarity of presentation					✓
5	Understanding of subject					✓
6	Ability to answer the questions					✓
7	Time scheduling					✓
8	Appropriate use of audio-visual aids					
9	Overall performance					
10	Any other observation					

DEPARTMENT OF PERIODONTICS

CHECK LIST FOR EVALUATION OF SEMINAR PRESENTATION

Name of trainee: Dr Yogita Kshirsagar Date: 31/7/24

Name of faculty/observer: Dr Prashanth shetty

Sign of faculty/observer:



Topic: Host Modulation therapy Part I

Sr. No	Items for observation during presentation	Poor	Below average	Average	Good	Very good
		0	1	2	3	4
1	Whether other relevant publication consulted			✓		
2	Whether cross references have been consulted			✓		
3	Completeness of preparation			✓		
4	Clarity of presentation			✓		
5	Understanding of subject			✓		
6	Ability to answer the questions			✓		
7	Time scheduling			✓		
8	Appropriate use of audio-visual aids			✓		
9	Overall performance			✓		
10	Any other observation					

DEPARTMENT OF PERIODONTICS

CHECK LIST FOR EVALUATION OF SEMINAR PRESENTATION

Name of trainee: Dr Yogita Kshirsagar Date: 31/7/24

Name of faculty/observer: Dr Babita Pawar

Sign of faculty/observer: 

Topic: Host Modulation Therapy Part 1

Sr. No	Items for observation during presentation	Poor	Below average	Average	Good	Very good
		0	1	2	3	4
1	Whether other relevant publication consulted					✓
2	Whether cross references have been consulted					✓
3	Completeness of preparation					✓
4	Clarity of presentation					✓
5	Understanding of subject					✓
6	Ability to answer the questions					✓
7	Time scheduling					✓
8	Appropriate use of audio-visual aids					✓
9	Overall performance					✓
10	Any other observation					

DEPARTMENT OF PERIODONTICS

CHECK LIST FOR EVALUATION OF SEMINAR PRESENTATION

Name of trainee: *Ugita Khirsagar*

Date: *27/11/24*

Name of faculty/observer: *Dr. Babita Pawar*

Sign of faculty/observer: *[Signature]*

Topic: *Recent Advances in Periodontal Surgery - Part II*

Sr. No	Items for observation during presentation	Poor	Below average	Average	Good	Very good
		0	1	2	3	4
1	Whether other relevant publication consulted					✓
2	Whether cross references have been consulted					✓
3	Completeness of preparation					✓
4	Clarity of presentation					✓
5	Understanding of subject					✓
6	Ability to answer the questions					✓
7	Time scheduling					✓
8	Appropriate use of audio-visual aids					✓
9	Overall performance					
10	Any other observation					

DEPARTMENT OF PERIODONTICS

CHECK LIST FOR EVALUATION OF SEMINAR PRESENTATION

Name of trainee: Dr. Yogita Kshirsagar Date: 13/11/2024

Name of faculty/observer: Dr. Babita Pawde

Sign of faculty/observer: 

Topic: Recent Advances In periodontal surgeries part I.

Sr. No	Items for observation during presentation	Poor	Below average	Average	Good	Very good
		0	1	2	3	4
1	Whether other relevant publication consulted				✓	
2	Whether cross references have been consulted				✓	
3	Completeness of preparation					✓
4	Clarity of presentation					✓
5	Understanding of subject					✓
6	Ability to answer the questions					✓
7	Time scheduling					✓
8	Appropriate use of audio-visual aids					✓
9	Overall performance					✓
10	Any other observation					

DEPARTMENT OF PERIODONTICS

CHECK LIST FOR EVALUATION OF SEMINAR PRESENTATION

Name of trainee: Dr. Yogita Kshirsagar Date: 18/12/24

Name of faculty/observer: Dr. Babita Pawar

Sign of faculty/observer: B. Pawar

Topic: Oseointegration

Sr. No	Items for observation during presentation	Poor	Below average	Average	Good	Very good
		0	1	2	3	4
1	Whether other relevant publication consulted					✓
2	Whether cross references have been consulted					✓
3	Completeness of preparation					✓
4	Clarity of presentation					✓
5	Understanding of subject					✓
6	Ability to answer the questions					✓
7	Time scheduling					✓
8	Appropriate use of audio-visual aids					✓
9	Overall performance					✓
10	Any other observation					

DEPARTMENT OF PERIODONTICS


CHECK LIST FOR EVALUATION OF SEMINAR PRESENTATION

Name of trainee: *Dr. Uagila Kshirsagar*

Date: *18/12/24*

Name of faculty /observer: *Dr. Prashanth Shetty*

Sign of faculty/observe:



Topic: *Ossointegration*

Sr. No	Items for observation during presentation	Poor 0	Below average 1	Average 2	Good 3	Very good 4
1	Whether other relevant publication consulted			✓		
2	Whether cross references have been consulted			✓		
3	Completeness of preparation			✓		
4	Clarity of presentation			✓		
5	Understanding of subject			✓		
6	Ability to answer the questions			✓		
7	Time scheduling			✓		
8	Appropriate use of audio-visual aids			✓		
9	Overall performance			✓		
10	Any other observation					

DEPARTMENT OF PERIODONTICS

CHECK LIST FOR EVALUATION OF SEMINAR PRESENTATION

Name of trainee: *Dr. Vaishnavi*

Date: *26/9/23*

Name of faculty /observer: *Dr. Varsha*

Sign of faculty/observer: *(Signature) 26/9/23*

Topic: *Periodontal Plastic Surgery Part I*

Sr. No	Items for observation during presentation	Poor	Below average	Average	Good	Very good
		0	1	2	3	4
1	Whether other relevant publication consulted				✓	
2	Whether cross references have been consulted			✓		
3	Completeness of preparation			✓		
4	Clarity of presentation				✓	
5	Understanding of subject				✓	
6	Ability to answer the questions				✓	
7	Time scheduling				✓	
8	Appropriate use of audio-visual aids			✓	✓	
9	Overall performance				✓	
10	Any other observation					
Total score						

DEPARTMENT OF PERIODONTICS


CHECK LIST FOR EVALUATION OF SEMINAR PRESENTATION

Name of trainee: Dr. Vaishnavi

Date: 20/11/23

Name of faculty/observer: Dr. Prashanth

Sign of faculty/observer:



Topic: Perio Plastic Surgery Part III

Sr. No	Items for observation during presentation	Poor	Below average	Average	Good	Very good
		0	1	2	3	4
1	Whether other relevant publication consulted				✓	
2	Whether cross references have been consulted				✓	
3	Completeness of preparation				✓	
4	Clarity of presentation				✓	
5	Understanding of subject				✓	
6	Ability to answer the questions				✓	
7	Time scheduling				✓	
8	Appropriate use of audio-visual aids				✓	
9	Overall performance				✓	
10	Any other observation				✓	
	Total score					

DEPARTMENT OF PERIODONTICS

CHECK LIST FOR EVALUATION OF SEMINAR PRESENTATION

Name of trainee: *Dr. Vashnan*

Date: *26/9/23*

Name of faculty/observer: *Dr. Prashanth*

Sign of faculty/observer:



Topic: *Periodontal Plastic Surgery Part I*

Sr. No	Items for observation during presentation	Poor	Below average	Average	Good	Very good
		0	1	2	3	4
1	Whether other relevant publication consulted				✓	
2	Whether cross references have been consulted				✓	
3	Completeness of preparation				✓	
4	Clarity of presentation				✓	
5	Understanding of subject				✓	
6	Ability to answer the questions				✓	
7	Time scheduling				✓	
8	Appropriate use of audio-visual aids				✓	
9	Overall performance				✓	
10	Any other observation				✓	
Total score					✓	

DEPARTMENT OF PERIODONTICS

CHECK LIST FOR EVALUATION OF SEMINAR PRESENTATION

Name of trainee: *Dr. Vaishnan*

Date: *16/4/24*

Name of faculty/observer: *Dr. Pouchanthy Shetty*

Sign of faculty/observer: 

Topic: *Periodontal Regeneration (Part III)*

Sr. No	Items for observation during presentation	Poor 0	Below average 1	Average 2	Good 3	Very good 4
1	Whether other relevant publication consulted				/	
2	Whether cross references have been consulted				/	
3	Completeness of preparation				/	
4	Clarity of presentation				/	
5	Understanding of subject				/	
6	Ability to answer the questions					
7	Time scheduling				/	
8	Appropriate use of audio-visual aids				/	
9	Overall performance				/	
10	Any other observation				/	
	Total score					

DEPARTMENT OF PERIODONTICS

CHECK LIST FOR EVALUATION OF SEMINAR PRESENTATION

Name of trainee: *Dr. Vaishnavi*

Date: *16/4/24*

Name of faculty/observer: *Dr. Babita*

Sign of faculty/observer:

Topic: *Periodontal Regeneration (Part III)*

Sr. No	Items for observation during presentation	Poor 0	Below average 1	Average 2	Good 3	Very good 4
1	Whether other relevant publication consulted					✓
2	Whether cross references have been consulted					✓
3	Completeness of preparation					✓
4	Clarity of presentation					✓
5	Understanding of subject					✓
6	Ability to answer the questions					✓
7	Time scheduling					✓
8	Appropriate use of audio-visual aids					✓
9	Overall performance					✓
10	Any other observation					
	Total score					

Bt


DEPARTMENT OF PERIODONTICS

CHECK LIST FOR EVALUATION OF JOURNAL REVIEW PRESENTATION

Name of the trainee: Dr Vaishravi

Date: 2/4/24

Name of the faculty/observer: Dr Prashant

Sign of observer: 

Topic: Bone Graft.

sr: no	Items for observation during presentation	Poor 0	Below average 1	Average 2	Good 3	Very good 4
1	Article chosen was				✓	
2	Extent of understanding of scope & Objectives of the paper by the candidate				✓	
3	Whether cross- reference have been consulted				✓	
4	Whether other relevant publications consulted				✓	
5	Ability to respond to questions on the paper/subject				✓	
6	Audio-visual aids used				✓	
7	Ability to defend the paper				✓	
8	Clarity of presentation					
9	Any other observation					✓
	Total score					

DEPARTMENT OF PERIODONTICS

CHECK LIST FOR EVALUATION OF SEMINAR PRESENTATION

Name of trainee: *Dr. Vashivan*

Date: *2/4/24*

Name of faculty/observer: *Dr. Babita*

Sign of faculty/observer: *[Signature]*

Topic: *Bone grafts (Part II)*

Sr. No	Items for observation during presentation	Poor 0	Below average 1	Average 2	Good 3	Very good 4
1	Whether other relevant publication consulted				✓	
2	Whether cross references have been consulted				✓	
3	Completeness of preparation				✓	
4	Clarity of presentation				✓	
5	Understanding of subject				✓	
6	Ability to answer the questions				✓	
7	Time scheduling					✓
8	Appropriate use of audio-visual aids					✓
9	Overall performance				✓	
10	Any other observation					
Total score						

DEPARTMENT OF PERIODONTICS

CHECK LIST FOR EVALUATION OF SEMINAR PRESENTATION

Name of trainee: *Dr. Vaishnavi*

Date: *19/3/2024.*

Name of faculty/observer: *Dr. Prashanth Shetty*

Sign of faculty/observer:



Topic: *Bone Grafts (Part II)*

Sr. No	Items for observation during presentation	Poor 0	Below average 1	Average 2	Good 3	Very good 4
1	Whether other relevant publication consulted			✓		
2	Whether cross references have been consulted			✓		
3	Completeness of preparation			✓		
4	Clarity of presentation		✓	✓		
5	Understanding of subject		✓			
6	Ability to answer the questions			✓		
7	Time scheduling		✓	✓		
8	Appropriate use of audio-visual aids		✓	✓		
9	Overall performance			✓		
10	Any other observation					
	Total score					

DEPARTMENT OF PERIODONTICS

CHECK LIST FOR EVALUATION OF SEMINAR PRESENTATION

Name of trainee: *Dr. Vasuwan*

Date: *14/5/24*

Name of faculty/observer: *Dr. Prashant*

Sign of faculty/observer:



Topic: *Maxillary Sinus Augmentation*

Sr. No	Items for observation during presentation	Poor	Below average	Average	Good	Very good
		0	1	2	3	4
1	Whether other relevant publication consulted				/	
2	Whether cross references have been consulted				/	
3	Completeness of preparation				/	
4	Clarity of presentation				/	
5	Understanding of subject				/	/
6	Ability to answer the questions					/
7	Time scheduling					/
8	Appropriate use of audio-visual aids					/
9	Overall performance				/	
10	Any other observation					

DEPARTMENT OF PERIODONTICS

CHECK LIST FOR EVALUATION OF SEMINAR PRESENTATION

Name of trainee: *Dr. Vaishnan*

Date: *14/5/24*

Name of faculty /observer: *Dr. Babita*

Sign of faculty/observer:

Topic: *Maxillary Sinus Augmentation*

Sr. No	Items for observation during presentation	Poor 0	Below average 1	Average 2	Good 3	Very good 4
1	Whether other relevant publication consulted					✓
2	Whether cross references have been consulted					✓
3	Completeness of preparation					✓
4	Clarity of presentation					✓
5	Understanding of subject					✓
6	Ability to answer the questions					✓
7	Time scheduling					✓
8	Appropriate use of audio-visual aids					✓
9	Overall performance					✓
10	Any other observation	<i>BW</i>				

DEPARTMENT OF PERIODONTICS

CHECK LIST FOR EVALUATION OF SEMINAR PRESENTATION

Name of trainee: *Dr. Vaishnavi*

Date: *11/6/24*

Name of faculty/observer: *Dr. Babita*

Sign of faculty/observe: *[Signature]*

Topic: *Failure in Implant Therapy (Part II)*

Sr. No	Items for observation during presentation	Poor 0	Below average 1	Average 2	Good 3	Very good 4
1	Whether other relevant publication consulted				✓	
2	Whether cross references have been consulted				✓	
3	Completeness of preparation				✓	
4	Clarity of presentation					✓
5	Understanding of subject					✓
6	Ability to answer the questions					✓
7	Time scheduling					✓
8	Appropriate use of audio-visual aids				✓	
9	Overall performance					
10	Any other observation					

DEPARTMENT OF PERIODONTICS

CHECK LIST FOR EVALUATION OF SEMINAR PRESENTATION

Name of trainee: *Dr. Vaishnavi*

Date: *28/5/24*

Name of faculty /observer: *Dr. Babuta*

Sign of faculty/observer:

Topic: *Supportive Periodontal Therapy*

Sr. No	Items for observation during presentation	Poor 0	Below average 1	Average 2	Good 3	Very good 4
1	Whether other relevant publication consulted				✓	
2	Whether cross references have been consulted				✓	
3	Completeness of preparation				✓	
4	Clarity of presentation					✓
5	Understanding of subject				✓	
6	Ability to answer the questions				✓	
7	Time scheduling					✓
8	Appropriate use of audio-visual aids					✓
9	Overall performance				✓	
10	Any other observation					
	Total score					

BL

DEPARTMENT OF PERIODONTICS

CHECK LIST FOR EVALUATION OF SEMINAR PRESENTATION

Name of trainee: Dr. Vaishuan

Date: 4/6/24

Name of faculty/observer: Dr. Babita

Sign of faculty/observer:

Topic: Failure in Implant Therapy (Part 1)

Sr. No	Items for observation during presentation	Poor 0	Below average 1	Average 2	Good 3	Very good 4
1	Whether other relevant publication consulted				✓	
2	Whether cross references have been consulted				✓	
3	Completeness of preparation				✓	
4	Clarity of presentation					✓
5	Understanding of subject					✓
6	Ability to answer the questions					✓
7	Time scheduling					✓
8	Appropriate use of audio-visual aids					✓
9	Overall performance				✓	
10	Any other observation					

Dr. Babita

DEPARTMENT OF PERIODONTICS

CHECK LIST FOR EVALUATION OF JOURNAL REVIEW PRESENTATION

Name of the trainee: *Dr. Varshani*

Date: *5/9/23*

Name of the faculty/observer: *Dr. Varsha J.*

Sign of observer: *[Signature]*

Topic: *Significance of barrier membrane on the reconstructive therapy of peri-implantitis : ARCT*

sr. no	Items for observation during presentation	Poor 0	Below average 1	Average 2	Good 3	Very good 4
1	Article chosen was				✓	
2	Extent of understanding of scope & Objectives of the paper by the candidate				✓	
3	Whether cross- reference have been consulted				✓	
4	Whether other relevant publications consulted				✓	
5	Ability to respond to questions on the paper/subject				✓	
6	Audio-visual aids used				✓	
7	Ability to defend the paper				✓	
8	Clarity of presentation				✓	
9	Any other observation					
	Total score					

DEPARTMENT OF PERIODONTICS

CHECK LIST FOR EVALUATION OF JOURNAL REVIEW PRESENTATION

Name of the trainee: Dr. Vaishnavi

Date: 29/12/23

Name of the faculty/observer: Dr. Prashanth

Sign of observer: 

Topic: American Academy of Periodontology best evidence consensus
Statement on the use of biologics in clinical practice.

sr. no	Items for observation during presentation	Poor 0	Below average 1	Average 2	Good 3	Very good 4
1	Article chosen was			✓		
2	Extent of understanding of scope & Objectives of the paper by the candidate			✓		
3	Whether cross- reference have been consulted			✓		
4	Whether other relevant publications consulted			✓		
5	Ability to respond to questions on the paper/subject			✓		
6	Audio-visual aids used			✓		
7	Ability to defend the paper			✓		
8	Clarity of presentation			✓		
9	Any other observation			✓		
	Total score					

DEPARTMENT OF PERIODONTICS

CHECK LIST FOR EVALUATION OF JOURNAL REVIEW PRESENTATION

Name of the trainee: *Dr. Vaishnavi Shah*

Date: *24/11/23*

Name of the faculty/observer: *Dr Prashanth*

Sign of observer: 

Topic: *Bone construction Surgery: A case report using recombinant human platelet derived growth factor - BB*

sr. no	Items for observation during presentation	Poor 0	Below average 1	Average 2	Good 3	Very good 4
1	Article chosen was			✓		
2	Extent of understanding of scope & Objectives of the paper by the candidate			✓		
3	Whether cross- reference have been consulted			✓		
4	Whether other relevant publications consulted			✓		
5	Ability to respond to questions on the paper/subject			✓		
6	Audio-visual aids used			✓		
7	Ability to defend the paper			✓		
8	Clarity of presentation			✓		
9	Any other observation					
	Total score					

DEPARTMENT OF PERIODONTICS

CHECK LIST FOR EVALUATION OF JOURNAL REVIEW PRESENTATION

Name of the trainee: *Dr. Vaishnavi*

Date: *09/01/2024*

Name of the faculty/observer: *Dr. Prashanth Shetty* Sign of observer: 

Topic: *Incision-free, coronally advanced flap with SCTG played by the molar or canine (MOCA) technique: 13 case series*

sr. no	Items for observation during presentation	Poor 0	Below average 1	Average 2	Good 3	Very good 4
1	Article chosen was			✓		
2	Extent of understanding of scope & Objectives of the paper by the candidate			✓		
3	Whether cross- reference have been consulted			✓		
4	Whether other relevant publications consulted			✓		
5	Ability to respond to questions on the paper/subject			✓		
6	Audio-visual aids used			✓		
7	Ability to defend the paper			✓		
8	Clarity of presentation			✓		
9	Any other observation					
	Total score					

DEPARTMENT OF PERIODONTICS

CHECK LIST FOR EVALUATION OF JOURNAL REVIEW PRESENTATION

Name of the trainee: **DR. VAISHNAVI.**

Date: **09/01/2024**

Name of the faculty/observer: **DR. VARSHA JADHAV** Sign of observer: 

Topic: **Incision free, coronally advanced flap ± SCTG placed by the molars or canine access (MOCA) technique : 13 case series**

sr. no	Items for observation during presentation	Poor 0	Below average 1	Average 2	Good 3	Very good 4
1	Article chosen was				✓	
2	Extent of understanding of scope & Objectives of the paper by the candidate				✓	
3	Whether cross- reference have been consulted			✓		
4	Whether other relevant publications consulted			✓		
5	Ability to respond to questions on the paper/subject				✓	
6	Audio-visual aids used				✓	
7	Ability to defend the paper				✓	
8	Clarity of presentation				✓	
9	Any other observation					
	Total score					

DEPARTMENT OF PERIODONTICS

CHECK LIST FOR EVALUATION OF JOURNAL REVIEW PRESENTATION

Name of the trainee: Dr. Vaishnavi

Date: 23/4/24

Name of the faculty/observer: Dr. Babita

Sign of observer:

Topic: Bone regeneration of maxillary molar proximal degree furcation defects treated with microscopic assisted papilla preservation technique & DFDBA

sr. no	Items for observation during presentation	Poor 0	Below average 1	Average 2	Good 3	Very good 4
1	Article chosen was				✓	
2	Extent of understanding of scope & Objectives of the paper by the candidate					✓
3	Whether cross- reference have been consulted					✓
4	Whether other relevant publications consulted					✓
5	Ability to respond to questions on the paper/subject				✓	
6	Audio-visual aids used					✓
7	Ability to defend the paper				✓	
8	Clarity of presentation					✓
9	Any other observation					
	Total score					

B

DEPARTMENT OF PERIODONTICS

CHECK LIST FOR EVALUATION OF JOURNAL REVIEW PRESENTATION

Name of the trainee: Dr. Vaishnavi

Date: 23/4/24

Name of the faculty/observer: Dr. Prashanth

Sign of observer: 

Topic: Bone Regeneration of Maxillary molar proximal degree 2 junction defects treated with microscope assisted papilla preservation techn. & DFDBA case report

sr. no	Items for observation during presentation	Poor 0	Below average 1	Average 2	Good 3	Very good 4
1	Article chosen was			✓		
2	Extent of understanding of scope & Objectives of the paper by the candidate			✓		
3	Whether cross- reference have been consulted			✓		
4	Whether other relevant publications consulted			✓		
5	Ability to respond to questions on the paper/subject			✓		
6	Audio-visual aids used			✓		
7	Ability to defend the paper			✓		
8	Clarity of presentation			✓		
9	Any other observation					
	Total score					

DEPARTMENT OF PERIODONTICS

CHECK LIST FOR EVALUATION OF JOURNAL REVIEW PRESENTATION

Name of the trainee: Dr. Vaishnavi Shah

Date: 30/4/24

Name of the faculty/observer: Dr. Babita

Sign of observer:

Topic: Efficacy of autogenous tooth roots for a combined vertical & horizontal alveolar ridge augmentation & staged implant

sr. no	Items for observation during presentation	Poor	Below average	Average	Good	Very good
		0	1	2	3	4
1	Article chosen was					✓
2	Extent of understanding of scope & Objectives of the paper by the candidate					✓
3	Whether cross- reference have been consulted					✓
4	Whether other relevant publications consulted					✓
5	Ability to respond to questions on the paper/subject					✓
6	Audio-visual aids used					✓
7	Ability to defend the paper					✓
8	Clarity of presentation					✓
9	Any other observation					✓
	Total score					

Babita

DEPARTMENT OF PERIODONTICS

CHECK LIST FOR EVALUATION OF JOURNAL REVIEW PRESENTATION

Name of the trainee: *Dr. Vaishnavi*

Date: *20/5/24*

Name of the faculty/observer: *Dr. Prashanth*

Sign of observer: 

Topic: *Repairing Maxillary Sinus Membrane Perforation, Iatrogenic or Intentional: 2 Case Reports.*

sr. no	Items for observation during presentation	Poor 0	Below average 1	Average 2	Good 3	Very good 4
1	Article chosen was			✓		
2	Extent of understanding of scope & Objectives of the paper by the candidate			✓		
3	Whether cross- reference have been consulted			✓		
4	Whether other relevant publications consulted			✓		
5	Ability to respond to questions on the paper/subject			✓		
6	Audio-visual aids used			✓		
7	Ability to defend the paper			✓		
8	Clarity of presentation			✓		
9	Any other observation			✓		
	Total score					

DEPARTMENT OF PERIODONTICS

CHECK LIST FOR EVALUATION OF JOURNAL REVIEW PRESENTATION

Name of the trainee: *Dr. Vaushian*

Date: *21/5/24*

Name of the faculty/observer: *Dr. Prashanth*

Sign of observer: 

Topic: *Randomized Controlled Multicenter Study comparing shorter dental implants (6mm) to longer dental implants (11-15mm) in combination with sinus floor elevation 10 year data*

s. no	Items for observation during presentation	Poor 0	Below average 1	Average 2	Good 3	Very good 4
1	Article chosen was			✓		
2	Extent of understanding of scope & Objectives of the paper by the candidate			✓		
3	Whether cross-reference have been consulted			✓		
4	Whether other relevant publications consulted			✓		
5	Ability to respond to questions on the paper/subject			✓		
6	Audio-visual aids used			✓		
7	Ability to defend the paper			✓		
8	Clarity of presentation			✓		
9	Any other observation					
	Total score					

DEPARTMENT OF PERIODONTICS

CHECK LIST FOR EVALUATION OF JOURNAL REVIEW PRESENTATION

Name of the trainee: Dr. Vaishnavi

Date: 25/6/24

Name of the faculty/observer: Dr. Prashanth

Sign of observer: 

Topic: Impact of surface characteristics on the peri-implant microbiome in health & disease

sr. no	Items for observation during presentation	Poor 0	Below average 1	Average 2	Good 3	Very good 4
1	Article chosen was					
2	Extent of understanding of scope & Objectives of the paper by the candidate				✓	
3	Whether cross- reference have been consulted				✓	
4	Whether other relevant publications consulted				✓	
5	Ability to respond to questions on the paper/subject				✓	
6	Audio-visual aids used				✓	
7	Ability to defend the paper				✓	
8	Clarity of presentation				✓	
9	Any other observation				✓	
	Total score					

DEPARTMENT OF PERIODONTICS

CHECK LIST FOR EVALUATION OF SEMINAR PRESENTATION

Name of trainee: *Dr. Shireeni A. Kantale* Date:

Name of faculty/observer: *Dr. Shetty*

Sign of faculty/observer: 

Topic: *Photodynamic therapy*

Sr. No	Items for observation during presentation	Poor	Below average	Average	Good	Very good
		0	1	2	3	4
1	Whether other relevant publication consulted		/			
2	Whether cross references have been consulted			/		
3	Completeness of preparation		/			
4	Clarity of presentation			/		
5	Understanding of subject		/	/		
6	Ability to answer the questions		/			
7	Time scheduling		/			
8	Appropriate use of audio-visual aids		/			
9	Overall performance			/		
10	Any other observation					
Total score						

DEPARTMENT OF PERIODONTICS

CHECK LIST FOR EVALUATION OF SEMINAR PRESENTATION

Name of trainee:

Date: 1/4/24

Name of faculty/observer: Dr. Deepika

Sign of faculty/observer: 

Topic: Photodynamic therapy

Sr. No	Items for observation during presentation	Poor	Below average	Average	Good	Very good
		0	1	2	3	4
1	Whether other relevant publication consulted			✓		
2	Whether cross references have been consulted			✓		
3	Completeness of preparation			✓		
4	Clarity of presentation		✓			
5	Understanding of subject		✓			
6	Ability to answer the questions		✓			
7	Time scheduling			✓		
8	Appropriate use of audio-visual aids		✓			
9	Overall performance			✓		
10	Any other observation					
Total score						

DEPARTMENT OF PERIODONTICS

CHECK LIST FOR EVALUATION OF SEMINAR PRESENTATION

Name of trainee: ~~Dr. Rashmi Mam~~ ^{Shivani A Kantale} Date:

Name of faculty/observer: Dr. Rashmi Mam

Sign of faculty/observer: *[Signature]*

Topic: Management of medically compromised patients - part 2

Sr. No	Items for observation during presentation	Poor	Below average 1	Average	Good	Very good
		0		2	3	4
1	Whether other relevant publication consulted				✓	
2	Whether cross references have been consulted				/	
3	Completeness of preparation				/	
4	Clarity of presentation				/	
5	Understanding of subject				/	
6	Ability to answer the questions				/	
7	Time scheduling				/	
8	Appropriate use of audio-visual aids			/		
9	Overall performance				/	
10	Any other observation					
Total score						

DEPARTMENT OF PERIODONTICS

CHECK LIST FOR EVALUATION OF SEMINAR PRESENTATION

Name of trainee: Dr. Shivani A Kantale

Date: 10/01/25

Name of faculty/observer: Dr. Rashmi Mam

Sign of faculty/observer:

Topic: Management of medically compromised patients - (Part-I)

Sr. No	Items for observation during presentation	Poor 0	Below average 1	Average 2	Good 3	Very good 4
1	Whether other relevant publication consulted			/		
2	Whether cross references have been consulted			/		
3	Completeness of preparation			/		
4	Clarity of presentation			/		
5	Understanding of subject			/		
6	Ability to answer the questions			/		
7	Time scheduling			/		
8	Appropriate use of audio-visual aids			/		
9	Overall performance			/		
10	Any other observation					
	Total score					

DEPARTMENT OF PERIODONTICS

CHECK LIST FOR EVALUATION OF SEMINAR PRESENTATION

Name of trainee: Dr. Shivani A. Kantale Date: _____

Name of faculty/observer: Dr. Shetty Sir

Sign of faculty/observer: _____

Topic: Resective osseous surgery.

Sr. No	Items for observation during presentation	Poor 0	Below average 1	Average 2	Good 3	Very good 4
1	Whether other relevant publication consulted		/			
2	Whether cross references have been consulted		/			
3	Completeness of preparation		/			
4	Clarity of presentation		/			
5	Understanding of subject		/			
6	Ability to answer the questions		/			
7	Time scheduling		/			
8	Appropriate use of audio-visual aids		/			
9	Overall performance					
10	Any other observation					
	Total score					

DEPARTMENT OF PERIODONTICS

CHECK LIST FOR EVALUATION OF JOURNAL REVIEW PRESENTATION

Name of the trainee: Shivani A Kantale

Date: 3/8/23

Name of the faculty/observer: Dr. Purva

Sign of observer: 

Topic: Combined use of salivary biomarkers and clinical parameters to predict outcome.

s. no	Items for observation during presentation	Poor 0	Below average 1	Average 2	Good 3	Very good 4
1	Article chosen was				✓	
2	Extent of understanding of scope & Objectives of the paper by the candidate				✓	
3	Whether cross-reference have been consulted				✓	
4	Whether other relevant publications consulted				✓	
5	Ability to respond to questions on the paper/subject				✓	
6	Audio-visual aids used				✓	
7	Ability to defend the paper				✓	
8	Clarity of presentation				✓	
9	Any other observation					
	Total score					

DEPARTMENT OF PERIODONTICS

CHECK LIST FOR EVALUATION OF JOURNAL REVIEW PRESENTATION

Name of the trainee: Dr. Shrinani Kantale

Date: 3/8/23

Name of the faculty/observer: Dr. Rajkisha

Sign of observer: [Signature]

Topic: Healing of canine skin incisions made \pm manopdur

S. no	Items for observation during presentation	Poor 0	Below average 1	Average 2	Good 3	Very good 4
1	Article chosen was		✓			
2	Extent of understanding of scope & objectives of the paper by the candidate		✓			
3	Whether cross-reference have been consulted			✓		
4	Whether other relevant publications consulted			✓		
5	Ability to respond to questions on the paper/subject		✓		✓	
6	Audio-visual aids used					
7	Ability to defend the paper		✓			
8	Clarity of presentation		✓			
9	Any other observation				✓	
	Total score					

DEPARTMENT OF PERIODONTICS

CHECK LIST FOR EVALUATION OF JOURNAL REVIEW PRESENTATION

Name of the trainee: Shivani Kantale

Date: 18/4/24

Name of the faculty/observer: Dr. Deepika

Sign of observer: [Signature]

Topic: Autologous tooth bone graft block compared to advanced PRF

S. NO	Items for observation during presentation	Poor #	Below average 1	Average 2	Good 3	Very good 4
1	Article chosen was			✓		
2	Extent of understanding of scope & Objectives of the paper by the candidate		✓			
3	Whether cross-reference have been consulted		✓			
4	Whether other relevant publications consulted		✓			
5	Ability to respond to questions on the paper/subject		✓			
6	Audio-visual aids used		✓			
7	Ability to defend the paper		✓			
8	Clarity of presentation		✓			
9	Any other observation		✓			
	Total score					

DEPARTMENT OF PERIODONTICS

CHECK LIST FOR EVALUATION OF JOURNAL REVIEW PRESENTATION

Name of the trainee: Dr. Shivani A. Kantale

Date: 19/4/24

Name of the faculty/observer: Dr. Kamlesh Deepak

Sign of observer: 

Topic: Clinical evaluation of periosteal pedicle flap in treatment of gingival recessions for esthetic root coverage.

s. no	Items for observation during presentation	Poor 0	Below average 1	Average 2	Good 3	Very good 4
1	Article chosen was				✓	
2	Extent of understanding of scope & Objectives of the paper by the candidate		✓			
3	Whether cross- reference have been consulted			✓		
4	Whether other relevant publications consulted			✓		
5	Ability to respond to questions on the paper/subject		✓			
6	Audio-visual aids used			✓		
7	Ability to defend the paper		✓			
8	Clarity of presentation		✓			
9	Any other observation					
	Total score					

DEPARTMENT OF PERIODONTICS

CHECK LIST FOR EVALUATION OF JOURNAL REVIEW PRESENTATION

Name of the trainee: Dr. Shirani

Date: 30/4/24

Name of the faculty/observer: Dr. Deepika

Sign of observer: 

Topic: Osteogenic potential of autologous dentin graft compared to bovine graft mixed with autologous esthetic zone

S. no	Items for observation during presentation	Poor 0	Below average 1	Average 2	Good 3	Very good 4
1	Article chosen was			✓		
2	Extent of understanding of scope & Objectives of the paper by the candidate		✓			
3	Whether cross-reference have been consulted			✓		
4	Whether other relevant publications consulted		✓			
5	Ability to respond to questions on the paper/subject		✓			
6	Audio-visual aids used			✓		
7	Ability to defend the paper			✓		
8	Clarity of presentation			✓		
9	Any other observation			✓		
	Total score			✓		

DEPARTMENT OF PERIODONTICS

CHECK LIST FOR EVALUATION OF JOURNAL REVIEW PRESENTATION

Name of the trainee: Dr. Shivani

Date: 30/4/24

Name of the faculty/observer: Dr. Pawar

Sign of observer:

Topic: Association of pentoxin in periodontitis patients & coronary artery disease

s. no	Items for observation during presentation	Poor 0	Below average 1	Average 2	Good 3	Very good 4
1	Article chosen was				✓	
2	Extent of understanding of scope & Objectives of the paper by the candidate				✓	
3	Whether cross-reference have been consulted				✓	
4	Whether other relevant publications consulted			✓		
5	Ability to respond to questions on the paper/subject			✓		✓
6	Audio-visual aids used					
7	Ability to defend the paper		✓			
8	Clarity of presentation			✓		
9	Any other observation					
	Total score					

Pawar

DEPARTMENT OF PERIODONTICS

CHECK LIST FOR EVALUATION OF JOURNAL REVIEW PRESENTATION

Name of the trainee: Dr. Shinwani

Date: 30/4/24

Name of the faculty/observer: Dr. Joshi

Sign of observer: 

Topic: Effect of non-surgical therapy on C-reactive protein levels

s. no	Items for observation during presentation	Poor 0	Below average 1	Average 2	Good 3	Very good 4
1	Article chosen was				✓	
2	Extent of understanding of scope & Objectives of the paper by the candidate				✓	
3	Whether cross-reference have been consulted				✓	
4	Whether other relevant publications consulted				✓	
5	Ability to respond to questions on the paper/subject			✓		
6	Audio-visual aids used			✓		
7	Ability to defend the paper			✓		
8	Clarity of presentation			✓		
9	Any other observation			✓		
	Total score					

DEPARTMENT OF PERIODONTICS

CHECK LIST FOR EVALUATION OF JOURNAL REVIEW PRESENTATION

Name of the trainee: Shivani Kantale

Date: _____

Name of the faculty/observer: Dr Joshi

Sign of observer: _____



Topic: Effect of Er:YAG Laser treatment on biofilm formation on titanium

S. NO	Items for observation during presentation	Poor 0	Below average 1	Average 2	Good 3	Very good 4
1	Article chosen was				✓	
2	Extent of understanding of scope & Objectives of the paper by the candidate				✓	
3	Whether cross-reference have been consulted				✓	
4	Whether other relevant publications consulted				✓	
5	Ability to respond to questions on the paper/subject				✓	
6	Audio-visual aids used				✓	
7	Ability to defend the paper				✓	
8	Clarity of presentation				✓	
9	Any other observation				✓	
	Total score					

DEPARTMENT OF PERIODONTICS

CHECK LIST FOR EVALUATION OF SEMINAR PRESENTATION

Name of trainee: DR. KHUSHEE .V. AGRAWAL Date: 18/12/2023

Name of faculty/observer: DR. VARSHA JADHAV

Sign of faculty/observer:  18/12/23

Topic: PAIN PATHWAYS

Sr. No	Items for observation during presentation	Poor 0	Below average 1	Average 2	Good 3	Very good 4
1	Whether other relevant publication consulted			✓		
2	Whether cross references have been consulted		✓			
3	Completeness of preparation			✓		
4	Clarity of presentation		✓			
5	Understanding of subject		✓			
6	Ability to answer the questions		✓			
7	Time scheduling			✓		
8	Appropriate use of audio-visual aids		✓			
9	Overall performance		✓			
10	Any other observation					
	Total score					

DEPARTMENT OF PERIODONTICS

CHECK LIST FOR EVALUATION OF SEMINAR PRESENTATION

Name of trainee: DR. KHUSHEE AGRAWAL Date: 28/02/2024

Name of faculty /observer: DR. PRASHANTH SHETTY

Sign of faculty/observer:



Topic: BIOSTATISTICS

Sr. No	Items for observation during presentation	Poor	Below average	Average	Good	Very good
		0	1	2	3	4
1	Whether other relevant publication consulted			/		
2	Whether cross references have been consulted			/		
3	Completeness of preparation			/		
4	Clarity of presentation			/		
5	Understanding of subject			/		
6	Ability to answer the questions			/		
7	Time scheduling			/		
8	Appropriate use of audio-visual aids			/		
9	Overall performance			/		
10	Any other observation					
	Total score					

DEPARTMENT OF PERIODONTICS

CHECK LIST FOR EVALUATION OF SEMINAR PRESENTATION

Name of trainee: Dr. Khushee Agrawal

Date: 04/03/24

Name of faculty/observer: Dr. Prashanth Shetty

Sign of faculty/observer:

Topic: Non-steroidal anti-inflammatory drugs

Sr. No	Items for observation during presentation	Poor	Below average 1	Average 2	Good 3	Very good 4
		0				
1	Whether other relevant publication consulted			/		
2	Whether cross references have been consulted			/		
3	Completeness of preparation			/		
4	Clarity of presentation			/		
5	Understanding of subject			/		
6	Ability to answer the questions			/		
7	Time scheduling			/		
8	Appropriate use of audio-visual aids			/		
9	Overall performance			/		
10	Any other observation					

DEPARTMENT OF PERIODONTICS

CHECK LIST FOR EVALUATION OF SEMINAR PRESENTATION

Name of trainee: Dr. Khushee V. Agrawal

Date: 15/04/2024

Name of faculty/observer: Dr. Babita Pawar

Sign of faculty/observer: *Babita Pawar*

Topic: Periodontal ligament.

Sr. No	Items for observation during presentation	Poor	Below average	Average	Good	Very good
		0	1	2	3	4
1	Whether other relevant publication consulted			✓		
2	Whether cross references have been consulted			✓		
3	Completeness of preparation			✓		
4	Clarity of presentation				✓	
5	Understanding of subject				✓	
6	Ability to answer the questions			✓		
7	Time scheduling					✓
8	Appropriate use of audio-visual aids					✓
9	Overall performance				✓	
10	Any other observation					
	Total score					

Babita Pawar


DEPARTMENT OF PERIODONTICS

CHECK LIST FOR EVALUATION OF SEMINAR PRESENTATION

Name of trainee: Dr. Khushi Agrawal

Date: 22/4/2024

Name of faculty/observer: Dr. Babita Pawar

Sign of faculty/observer: 

Topic: Collagen - I

Sr. No	Items for observation during presentation	Poor	Below average	Average	Good	Very good
		0	1	2	3	4
1	Whether other relevant publication consulted					✓
2	Whether cross references have been consulted					✓
3	Completeness of preparation					✓
4	Clarity of presentation					✓
5	Understanding of subject					✓
6	Ability to answer the questions					✓
7	Time scheduling					✓
8	Appropriate use of audio-visual aids					✓
9	Overall performance					✓
10	Any other observation					



DEPARTMENT OF PERIODONTICS

CHECK LIST FOR EVALUATION OF SEMINAR PRESENTATION

Name of trainee: Dr. Khushie Agrawal

Date: 29/4/24

Name of faculty/observer: Dr. Babita Pawar

Sign of faculty/observer: *Babita Pawar*

Topic: Collagen - Part II

Sr. No	Items for observation during presentation	Poor	Below average	Average	Good	Very good
		0	1	2	3	4
1	Whether other relevant publication consulted			✓		
2	Whether cross references have been consulted			✓		
3	Completeness of preparation				✓	
4	Clarity of presentation				✓	
5	Understanding of subject				✓	
6	Ability to answer the questions				✓	
7	Time scheduling					✓
8	Appropriate use of audio-visual aids					✓
9	Overall performance				✓	
10	Any other observation					

Babita Pawar
29/4/24


DEPARTMENT OF PERIODONTICS

CHECK LIST FOR EVALUATION OF SEMINAR PRESENTATION

Name of trainee: Dr. Khushi Agrawal

Date: 10/06/2024

Name of faculty/observer: Dr. Sidhant Joshi

Sign of faculty/observer — 

Topic: Cementum - Part 1

Sr. No	Items for observation during presentation	Poor 0	Below average 1	Average 2	Good 3	Very good 4
1	Whether other relevant publication consulted				✓	
2	Whether cross references have been consulted				✓	
3	Completeness of preparation				✓	
4	Clarity of presentation				✓	
5	Understanding of subject				✓	
6	Ability to answer the questions				✓	
7	Time scheduling				✓	
8	Appropriate use of audio-visual aids				✓	
9	Overall performance				✓	
10	Any other observation				✓	

DEPARTMENT OF PERIODONTICS

CHECK LIST FOR EVALUATION OF SEMINAR PRESENTATION

Name of trainee: *Dr. Khushi Agrawal*

Date: *24/6/24*

Name of faculty/observer: *Dr. Babita Pawar*

Sign of faculty/observer: *Babita*

Topic: *Cementum - Part 2*

Sr. No	Items for observation during presentation	Poor 0	Below average 1	Average 2	Good 3	Very good 4
1	Whether other relevant publication consulted				✓	
2	Whether cross references have been consulted				✓	
3	Completeness of preparation				✓	
4	Clarity of presentation				✓	
5	Understanding of subject					✓
6	Ability to answer the questions					✓
7	Time scheduling					✓
8	Appropriate use of audio-visual aids					✓
9	Overall performance				✓	
10	Any other observation					

DEPARTMENT OF PERIODONTICS

CHECK LIST FOR EVALUATION OF SEMINAR PRESENTATION

Name of trainee: *Dr. Khushee Agawal*

Date: *18/11/2024*

Name of faculty/observer: *Dr. Prashanth Shetty*

Sign of faculty/observer:



Topic: *Matrix Metalloproteinases*

Sr. No	Items for observation during presentation	Poor	Below average 1	Average	Good	Very good
		0		2	3	4
1	Whether other relevant publication consulted			/		
2	Whether cross references have been consulted			/		
3	Completeness of preparation			/		
4	Clarity of presentation			/		
5	Understanding of subject			/		
6	Ability to answer the questions			/		
7	Time scheduling			/		
8	Appropriate use of audio-visual aids			/		
9	Overall performance			/		
10	Any other observation					

DEPARTMENT OF PERIODONTICS

CHECK LIST FOR EVALUATION OF SEMINAR PRESENTATION

Name of trainee: Dr. Khushi Agrawal

Date: 16/12/24.

Name of faculty/observer: Dr. Prashanth Shetty

Sign of faculty/observer:



Topic: Platelet Rich Fibrin Part I

Sr. No	Items for observation during presentation	Poor 0	Below average 1	Average 2	Good 3	Very good 4
1	Whether other relevant publication consulted			/		
2	Whether cross references have been consulted			/		
3	Completeness of preparation			/		
4	Clarity of presentation			/		
5	Understanding of subject			/		
6	Ability to answer the questions			/		
7	Time scheduling			/		
8	Appropriate use of audio-visual aids			/		
9	Overall performance			/		
10	Any other observation					

DEPARTMENT OF PERIODONTICS

CHECK LIST FOR EVALUATION OF JOURNAL REVIEW PRESENTATION

Name of the trainee: Dr. Khushee Agrawal. Date: 03/12/24

Name of the faculty/observer: Dr. Babita Pawar Sign of observer: 

Topic: The adjunctive use of antimicrobial photodynamic therapy, light-emitting diode photobiomodulation and ozone therapy in regenerative treatment of Stage III/IV grade C periodontitis - a randomized controlled clinical trial

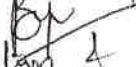
Sr. No	Items for observation during presentation	Poor 0	Below average 1	Average 2	Good 3	Very good 4
1	Article chosen was				✓	
2	Extent of understanding of scope & Objectives of the paper by the candidate				✓	
3	Whether cross-reference have been consulted				✓	
4	Whether other relevant publications consulted			✓		
5	Ability to respond to questions on the paper/subject				✓	
6	Audio-visual aids used				✓	✓
7	Ability to defend the paper				✓	✓
8	Clarity of presentation					✓
9	Any other observation					
	Total score					

DEPARTMENT OF PERIODONTICS

CHECK LIST FOR EVALUATION OF JOURNAL REVIEW PRESENTATION

Name of the trainee: Dr. Khushie Agrawal

Date: 29/7/24

Name of the faculty/observer: Dr. Babita Pawar Sign of observer: 

Topic: Association between periodontal disease, tooth extraction & medication related osteonecrosis of the jaw in women receiving bisphosphonates - A national cohort based study

sr. no	Items for observation during presentation	Poor 0	Below average 1	Average 2	Good 3	Very good 4
1	Article chosen was				✓	
2	Extent of understanding of scope & Objectives of the paper by the candidate					
3	Whether cross- reference have been consulted				✓	
4	Whether other relevant publications consulted			✓		
5	Ability to respond to questions on the paper/subject				✓	
6	Audio-visual aids used				✓	✓
7	Ability to defend the paper				✓	
8	Clarity of presentation					✓
9	Any other observation					
	Total score					

DEPARTMENT OF PERIODONTICS

CHECK LIST FOR EVALUATION OF JOURNAL REVIEW PRESENTATION

Name of the trainee: Dr. Khushee Agrawal

Date: 8/7/24

Name of the faculty/observer: Dr. Babita Pawar

Sign of observer:

Topic: count in severe periodontitis

Elevated subgingival temperature infers high bacterial pathogen

sr. no	Items for observation during presentation	Poor 0	Below average 1	Average 2	Good 3	Very good 4
1	Article chosen was				/	
2	Extent of understanding of scope & Objectives of the paper by the candidate				/	
3	Whether cross- reference have been consulted				/	
4	Whether other relevant publications consulted				/	/
5	Ability to respond to questions on the paper/subject				/	/
6	Audio-visual aids used				✓	
7	Ability to defend the paper				✓	
8	Clarity of presentation				✓	
9	Any other observation					
	Total score					

DEPARTMENT OF PERIODONTICS

CHECK LIST FOR EVALUATION OF JOURNAL REVIEW PRESENTATION

Name of the trainee: Dr. Khushee Agrawal Date: 1/7/24

Name of the faculty/observer: Dr. Babita Pawar Sign of observer: *Babita Pawar*

Topic: Gingival crevicular fluid, periodontal ligament associated protein 1, sclerostin and tumor-necrosis factor α levels in periodontitis.

Sr. No.	Items for observation during presentation	Poor 0	Below average 1	Average 2	Good 3	Very good 4
1	Article chosen was				/	
2	Extent of understanding of scope & Objectives of the paper by the candidate				/	
3	Whether cross-reference have been consulted			/		
4	Whether other relevant publications consulted				/	
5	Ability to respond to questions on the paper/subject				/	
6	Audio-visual aids used			/		
7	Ability to defend the paper				/	
8	Clarity of presentation				/	
9	Any other observation					
	Total score					

DEPARTMENT OF PERIODONTICS

CHECK LIST FOR EVALUATION OF JOURNAL REVIEW PRESENTATION

Name of the trainee: Dr. Khushee Agrawal

Date: 03/06/2024

Name of the faculty/observer: Dr. Babita Pawar Sign of observer:

Topic: Retrospective exploratory study of smoking status and e-cigarette use with response to non-surgical periodontal therapy

Sr. No	Items for observation during presentation	Poor	Below average	Average	Good	Very good
		0	1	2	3	4
1	Article chosen was				✓	
2	Extent of understanding of scope & Objectives of the paper by the candidate				✓	
3	Whether cross- reference have been consulted				✓	
4	Whether other relevant publications consulted				✓	
5	Ability to respond to questions on the paper/subject				✓	
6	Audio-visual aids used					✓
7	Ability to defend the paper					✓
8	Clarity of presentation				✓	
9	Any other observation					
	Total score					

Babita Pawar

DEPARTMENT OF PERIODONTICS

CHECK LIST FOR EVALUATION OF JOURNAL REVIEW PRESENTATION

Name of the trainee: Dr. Khushi V Agrawal

Date: 28/05/2024

Name of the faculty/observer: Dr. Prashant Shetty

Sign of observer:



Topic: Repeated local delivery of hyaluronic acid gel as adjunctive treatment of residual pockets in periodontitis patients undergoing supportive periodontal care - A randomized controlled clinical trial.

Sr. No	Items for observation during presentation	Poor	Below average	Average	Good	Very good
		0	1	2	3	4
1	Article chosen was			/		
2	Extent of understanding of scope & Objectives of the paper by the candidate			/		
3	Whether cross- reference have been consulted			/		
4	Whether other relevant publications consulted			/		
5	Ability to respond to questions on the paper/subject			/		
6	Audio-visual aids used			/		
7	Ability to defend the paper			/		
8	Clarity of presentation			/		
9	Any other observation					
	Total score					

DEPARTMENT OF PERIODONTICS

CHECK LIST FOR EVALUATION OF JOURNAL REVIEW PRESENTATION

Name of the trainee: Dr. Khushi Agrawal

Date: 13/05/2024

Name of the faculty/observer: Dr. Babita Pawar Sign of observer:
 Bioactive glass & arginine dentifrices reduce root sensitivity during
 Topic: daily activities following nonsurgical periodontal therapy. A
 randomized controlled trial

sr. no	Items for observation during presentation	Poor 0	Below average 1	Average 2	Good 3	Very good 4
1	Article chosen was					✓
2	Extent of understanding of scope & Objectives of the paper by the candidate				✓	
3	Whether cross- reference have been consulted				✓	
4	Whether other relevant publications consulted				✓	
5	Ability to respond to questions on the paper/subject				✓	
6	Audio-visual aids used					✓
7	Ability to defend the paper					✓
8	Clarity of presentation					✓
9	Any other observation				✓	
	Total score					


Babita

DEPARTMENT OF PERIODONTICS

CHECK LIST FOR EVALUATION OF JOURNAL REVIEW PRESENTATION

Name of the trainee: Dr. Khushee Aggarwal

Date: 08/05/2024

Name of the faculty/observer: Dr. Prashanth Shetty Sign of observer: 

Topic: Subgingival Scaling & root planing using minimally invasive. Periodontal Surgery: A randomized controlled split mouth trial

sr. no	Items for observation during presentation	Poor 0	Below average 1	Average 2	Good 3	Very good 4
1	Article chosen was			✓		
2	Extent of understanding of scope & Objectives of the paper by the candidate			✓		
3	Whether cross- reference have been consulted			✓		
4	Whether other relevant publications consulted			✓		
5	Ability to respond to questions on the paper/subject			✓		
6	Audio-visual aids used			✓		
7	Ability to defend the paper			✓		
8	Clarity of presentation			✓		
9	Any other observation					
	Total score					


DEPARTMENT OF PERIODONTICS

CHECK LIST FOR EVALUATION OF JOURNAL REVIEW PRESENTATION II

Name of the trainee: Dr. Khushee V Agawal

Date: 11/03/24.

Name of the faculty/observer: Dr. Bashant Shetty

Signature of observer: 

Topic: Anti plaque efficacy of herbal & 0.2% Chlorhexidine gluconate mouthwash - A comparative Study

sr. no	Items for observation during presentation	Poor 0	Below average 1	Average 2	Good 3	Very good 4
1	Article chosen was			✓		
2	Extent of understanding of scope & Objectives of the paper by the candidate			✓		
3	Whether cross- reference have been consulted			✓		
4	Whether other relevant publications consulted			✓		
5	Ability to respond to questions on the paper/subject			✓		
6	Audio-visual aids used			✓		
7	Ability to defend the paper			✓		
8	Clarity of presentation			✓		
9	Any other observation					
	Total score					





संवत् २०

MONTH July 2023

वार

२०

संवत् २०

महिना

No.	Name	Designation	Salary	1	2	3	4	5	6	7	8	9	10	11	12	13	14	15	16
नंबर	नाम	पद	मास	१	२	३	४	५	६	७	८	९	१०	११	१२	१३	१४	१५	१६
क्रमांक	नाम	पद	मास	१	२	३	४	५	६	७	८	९	१०	११	१२	१३	१४	१५	१६

1 Dr. Premraj Jadhav

2 Dr. Pradeep Taidu

3 Dr. Vamraj Jadhav

4 Dr. Jeeu Kachy

5 Dr. Vidya Hittalwar

6 Dr. Anuresh Kanthar

1

2

3

4

5

6

17

18

19

20

21

22

23

24

25

26

27

28

29

30

31

32

33

34

35

36

37

38

39

40

41

42

43

Dr. Premraj Jadhav with different attachment - Dr. Madhurya

Dr. Premraj Jadhav with different attachment - Dr. Shreyas

Dr. Premraj Jadhav with different attachment - Dr. Shreyas

Dr. Premraj Jadhav with different attachment - Dr. Shreyas

Dr. Premraj Jadhav with different attachment - Dr. Shreyas

H. O. D.

Dept of PROSTHODONTICS AND CROWN & BRIDGE
Yogita Dental College & Hospital,
Khed, Ratnagiri

No.	Name	Designation	Salary	1	2	3	4	5	6	7	8	9	10	11	12	13	14	15	16
नं.	नाम	पदा	पगार	१	२	३	४	५	६	७	८	९	१०	११	१२	१३	१४	१५	१६
1)	Dr. Pranjay Jadhav	पदा	पगार																
2)	Dr. Pradeep Taisde	पदा	पगार																
3)	Dr. Varunraj Jadhav	पदा	पगार																
4)	Dr. Joel Kashy	पदा	पगार																
5)	Dr. Vidya Hittalwar	पदा	पगार																
6)	Dr. Anurag Kantkar	पदा	पगार																

Perkashan - Dr. Anurag Kantkar

Present	Salary	Advance	Balance	Signature
हाजरी	पगारकी रकम	उपलब्ध रकम	बाकी रकम	सही
17				
18				
19				
20				
21				
22				
23				
24				
25				
26				
27				
28				
29				
30				
31				

of alloy spore & escape holes on pressure chamber - Dr. Prashant
 Phosphate & fibreglass - Dr. Swapnil
 Phosphate & fibreglass - Dr. Swapnil
 to improve fracture toughness - Dr. Swapnil
 in tooth preparation for use - Dr. Swapnil
 record with non-^{of} build wax technique - Dr. Swapnil

No.	Name नाम नाव	Designation पद कुर्सी	Salary पगार पगार	1	2	3	4	5	6	7	8	9	10	11	12	13	14	15	16
1)	Dr. Premraj Joshi																		
2)	Dr. Pradeep Toide																		
3)	Dr. Varunraj Joshi																		
4)	Dr. Jyoti Koshi																		
5)	Dr. Vidya Hittalmani																		
6)	Dr. Arun Kanitkar																		

17	18	19	20	21	22	23	24	25	26	27	28	29	30	31	Present	Salary	Advance	Balance	Signature	
															हजरी	पगारकी रकम पगारकी रकम	उपलब्ध रकम उपलब्ध रकम	बाकी रकम बाकी रकम	सही सही	

when problem a their management in CD - Dr. Surojit

in CD - Dr. Surojit

Part 1 - Dr. Nishant

relationship of denture cast measurement to work - Dr. Nishant

relation of denture cast measurement to work - Dr. Nishant

relation of denture cast measurement to work - Dr. Nishant

relation of denture cast measurement to work - Dr. Nishant

relation of denture cast measurement to work - Dr. Nishant

relation of denture cast measurement to work - Dr. Nishant

relation of denture cast measurement to work - Dr. Nishant

relation of denture cast measurement to work - Dr. Nishant

relation of denture cast measurement to work - Dr. Nishant

relation of denture cast measurement to work - Dr. Nishant

relation of denture cast measurement to work - Dr. Nishant

No.	Name	Designation	Salary	1	2	3	4	5	6	7	8	9	10	11	12	13	14	15	16
क्र.	नाम	पद	पगार																
1)	Dr. Premraj Jadhav	पद	पगार																
2)	Dr. Pradeep Totale	पद	पगार																
3)	Dr. Vannaraj Jadhav	पद	पगार																
4)	Dr. Joel Koshi	पद	पगार																
5)	Dr. Vidya Hittalmani	पद	पगार																
6)	Dr. Anesh Komitka	पद	पगार																

Study & discussion tooth structure of Mammalia
 Dr. Premraj Jadhav, Dr. Vannaraj Jadhav, Dr. Joel Koshi, Dr. Vidya Hittalmani, Dr. Anesh Komitka
 Part 1 - Dr. Shreyas
 Part 2 - Dr. Anesh Komitka

17	18	19	20	21	22	23	24	25	26	27	28	29	30	31	Present	Salary	Advance	Balance	Signature
१७	१८	१९	२०	२१	२२	२३	२४	२५	२६	२७	२८	२९	३०	३१	हाजरी	पगार	उपलब्ध	बचत	हस्ताक्षर
															हाजरी	पगार	उपलब्ध	बचत	हस्ताक्षर
															हाजरी	पगार	उपलब्ध	बचत	हस्ताक्षर

Dr. Premraj Jadhav, Dr. Pradeep Totale, Dr. Vannaraj Jadhav, Dr. Joel Koshi, Dr. Vidya Hittalmani, Dr. Anesh Komitka
 Part 1 - Dr. Shreyas
 Part 2 - Dr. Anesh Komitka
 Part 3 - Dr. Anesh Komitka



No	Name	Designation	Salary	1	2	3	4	5	6	7	8	9	10	11	12	13	14	15	16
नं	नाम	पद	पगार	१	२	३	४	५	६	७	८	९	१०	११	१२	१३	१४	१५	१६
1	Dr. Premraj Jadhav	पद	पगार	✓	✓	✓	✓	✓	✓	✓	✓	✓	✓	✓	✓	✓	✓	✓	✓
2	Dr. Prateep Talole	पद	पगार	✓	✓	✓	✓	✓	✓	✓	✓	✓	✓	✓	✓	✓	✓	✓	✓
3	Dr. Varun Jadhav	पद	पगार	✓	✓	✓	✓	✓	✓	✓	✓	✓	✓	✓	✓	✓	✓	✓	✓
4	Dr. Joel Koshi	पद	पगार	✓	✓	✓	✓	✓	✓	✓	✓	✓	✓	✓	✓	✓	✓	✓	✓
5	Dr. Vidya Hittalmani	पद	पगार	✓	✓	✓	✓	✓	✓	✓	✓	✓	✓	✓	✓	✓	✓	✓	✓
6	Dr. Anush Kariker	पद	पगार	✓	✓	✓	✓	✓	✓	✓	✓	✓	✓	✓	✓	✓	✓	✓	✓

No	Name	Designation	Salary	17	18	19	20	21	22	23	24	25	26	27	28	29	30	31	Present	Signature
नं	नाम	पद	पगार	१७	१८	१९	२०	२१	२२	२३	२४	२५	२६	२७	२८	२९	३०	३१	हजेरी	सही
1	Dr. Premraj Jadhav	पद	पगार	✓	✓	✓	✓	✓	✓	✓	✓	✓	✓	✓	✓	✓	✓	✓	हजेरी	सही
2	Dr. Prateep Talole	पद	पगार	✓	✓	✓	✓	✓	✓	✓	✓	✓	✓	✓	✓	✓	✓	✓	हजेरी	सही
3	Dr. Varun Jadhav	पद	पगार	✓	✓	✓	✓	✓	✓	✓	✓	✓	✓	✓	✓	✓	✓	✓	हजेरी	सही
4	Dr. Joel Koshi	पद	पगार	✓	✓	✓	✓	✓	✓	✓	✓	✓	✓	✓	✓	✓	✓	✓	हजेरी	सही
5	Dr. Vidya Hittalmani	पद	पगार	✓	✓	✓	✓	✓	✓	✓	✓	✓	✓	✓	✓	✓	✓	✓	हजेरी	सही
6	Dr. Anush Kariker	पद	पगार	✓	✓	✓	✓	✓	✓	✓	✓	✓	✓	✓	✓	✓	✓	✓	हजेरी	सही

Color Marking in diary Part 2. Dr Shreyas
 not through - Form released using custmard gags - Dr. Shreyas

संवत् २० December 2023 MONTH

मास २०

महिना



No.	Name	Designation	Salary		Days															
			पगार	पगार	1	2	3	4	5	6	7	8	9	10	11	12	13	14	15	16
1	Dr. Premraj Joshi	पद मुपा			✓	✓	✓	✓	✓	✓	✓	✓	✓	✓	✓	✓	✓	✓	✓	
2	Dr. Pradeep Toide				✓	✓	✓	✓	✓	✓	✓	✓	✓	✓	✓	✓	✓	✓	✓	
3	Dr. Varunaj Joshi				✓	✓	✓	✓	✓	✓	✓	✓	✓	✓	✓	✓	✓	✓	✓	
4	Dr. Joel Koshu				✓	✓	✓	✓	✓	✓	✓	✓	✓	✓	✓	✓	✓	✓	✓	
5	Dr. Vidya Hittalane				✓	✓	✓	✓	✓	✓	✓	✓	✓	✓	✓	✓	✓	✓	✓	
6	Dr. Anish Kanitkar				✓	✓	✓	✓	✓	✓	✓	✓	✓	✓	✓	✓	✓	✓	✓	

No.	Name	Designation	Salary		Days															
			पगार	पगार	17	18	19	20	21	22	23	24	25	26	27	28	29	30	31	
1	Dr. Premraj Joshi	पद मुपा			✓	✓	✓	✓	✓	✓	✓	✓	✓	✓	✓	✓	✓	✓	✓	
2	Dr. Pradeep Toide				✓	✓	✓	✓	✓	✓	✓	✓	✓	✓	✓	✓	✓	✓	✓	
3	Dr. Varunaj Joshi				✓	✓	✓	✓	✓	✓	✓	✓	✓	✓	✓	✓	✓	✓	✓	
4	Dr. Joel Koshu				✓	✓	✓	✓	✓	✓	✓	✓	✓	✓	✓	✓	✓	✓	✓	
5	Dr. Vidya Hittalane				✓	✓	✓	✓	✓	✓	✓	✓	✓	✓	✓	✓	✓	✓	✓	
6	Dr. Anish Kanitkar				✓	✓	✓	✓	✓	✓	✓	✓	✓	✓	✓	✓	✓	✓	✓	

No.	Name	Designation	Salary	Advance	Balance	Signature
2	Dr. Pradeep Toide					
3	Dr. Varunaj Joshi					
4	Dr. Joel Koshu					
5	Dr. Vidya Hittalane					
6	Dr. Anish Kanitkar					

Evaluation of Impact of Various Books
 Issued of Maharashtra State - Dr. Shreyas
 Review of State Design for CE - Dr. Yash
 Review of Mental. Comms. Performance
 of 2 different techniques used by
 Dr. Shreyas

No	Name	Designation	Salary	1	2	3	4	5	6	7	8	9	10	11	12	13	14	15	16
नंबर	नाम	पद	पार																
1	Dr. Premraj Joshi	पद	पार																
2	Dr. Pradeep Toide	पद	पार																
3	Dr. Vanaraj Joshi	पद	पार																
4	Dr. Jod Kodiy	पद	पार																
5	Dr. Vidya Athikar	पद	पार																
6	Dr. Anush Karita	पद	पार																

Present	Salary	Advance	Balance	Signature
हाजिरी	पारको रकम	उचाल रकम	बाकी रकम	सही
हाजिरी	पारको रकम	उचाल रकम	बाकी रकम	सही
31				
30				
29				
28				
27				
26				
25				
24				
23				
22				
21				
20				
19				
18				
17				

1. Dr. Premraj Joshi
 2. Dr. Pradeep Toide
 3. Dr. Vanaraj Joshi
 4. Dr. Jod Kodiy
 5. Dr. Vidya Athikar
 6. Dr. Anush Karita

1. Dr. Premraj Joshi
 2. Dr. Pradeep Toide
 3. Dr. Vanaraj Joshi
 4. Dr. Jod Kodiy
 5. Dr. Vidya Athikar
 6. Dr. Anush Karita

1. Dr. Premraj Joshi
 2. Dr. Pradeep Toide
 3. Dr. Vanaraj Joshi
 4. Dr. Jod Kodiy
 5. Dr. Vidya Athikar
 6. Dr. Anush Karita

No.	Name	Designation	Salary	1	2	3	4	5	6	7	8	9	10	11	12	13	14	15	16
नंबर	नाम	पद	पगार																
क्रमांक	नाव	पदा	पगार																
1	Dr. Premraj Jadhav			✓															
2	Dr. Pradeep Tejale			✓															
3	Dr. Vanshraj Jadhav			✓															
4	Dr. Jod Koshi			✓															
5	Dr. Vichay Hitalnaw			✓															
6	Dr. Anush Karthar			✓															

Dr. Premraj Jadhav
Dr. Pradeep Tejale
Dr. Vanshraj Jadhav
Dr. Jod Koshi
Dr. Vichay Hitalnaw
Dr. Anush Karthar

Dr. Premraj Jadhav
Dr. Pradeep Tejale
Dr. Vanshraj Jadhav
Dr. Jod Koshi
Dr. Vichay Hitalnaw
Dr. Anush Karthar

Dr. Premraj Jadhav
Dr. Pradeep Tejale
Dr. Vanshraj Jadhav
Dr. Jod Koshi
Dr. Vichay Hitalnaw
Dr. Anush Karthar

Dr. Premraj Jadhav
Dr. Pradeep Tejale
Dr. Vanshraj Jadhav
Dr. Jod Koshi
Dr. Vichay Hitalnaw
Dr. Anush Karthar

Dr. Premraj Jadhav
Dr. Pradeep Tejale
Dr. Vanshraj Jadhav
Dr. Jod Koshi
Dr. Vichay Hitalnaw
Dr. Anush Karthar

Dr. Premraj Jadhav
Dr. Pradeep Tejale
Dr. Vanshraj Jadhav
Dr. Jod Koshi
Dr. Vichay Hitalnaw
Dr. Anush Karthar

Dr. Premraj Jadhav
Dr. Pradeep Tejale
Dr. Vanshraj Jadhav
Dr. Jod Koshi
Dr. Vichay Hitalnaw
Dr. Anush Karthar

Dr. Premraj Jadhav
Dr. Pradeep Tejale
Dr. Vanshraj Jadhav
Dr. Jod Koshi
Dr. Vichay Hitalnaw
Dr. Anush Karthar

Dr. Premraj Jadhav
Dr. Pradeep Tejale
Dr. Vanshraj Jadhav
Dr. Jod Koshi
Dr. Vichay Hitalnaw
Dr. Anush Karthar

Dr. Premraj Jadhav
Dr. Pradeep Tejale
Dr. Vanshraj Jadhav
Dr. Jod Koshi
Dr. Vichay Hitalnaw
Dr. Anush Karthar

Dr. Premraj Jadhav
Dr. Pradeep Tejale
Dr. Vanshraj Jadhav
Dr. Jod Koshi
Dr. Vichay Hitalnaw
Dr. Anush Karthar

Dr. Premraj Jadhav
Dr. Pradeep Tejale
Dr. Vanshraj Jadhav
Dr. Jod Koshi
Dr. Vichay Hitalnaw
Dr. Anush Karthar

Dr. Premraj Jadhav
Dr. Pradeep Tejale
Dr. Vanshraj Jadhav
Dr. Jod Koshi
Dr. Vichay Hitalnaw
Dr. Anush Karthar

Dr. Premraj Jadhav
Dr. Pradeep Tejale
Dr. Vanshraj Jadhav
Dr. Jod Koshi
Dr. Vichay Hitalnaw
Dr. Anush Karthar

Dr. Premraj Jadhav
Dr. Pradeep Tejale
Dr. Vanshraj Jadhav
Dr. Jod Koshi
Dr. Vichay Hitalnaw
Dr. Anush Karthar

Dr. Premraj Jadhav
Dr. Pradeep Tejale
Dr. Vanshraj Jadhav
Dr. Jod Koshi
Dr. Vichay Hitalnaw
Dr. Anush Karthar

Dr. Premraj Jadhav
Dr. Pradeep Tejale
Dr. Vanshraj Jadhav
Dr. Jod Koshi
Dr. Vichay Hitalnaw
Dr. Anush Karthar

Dr. Premraj Jadhav
Dr. Pradeep Tejale
Dr. Vanshraj Jadhav
Dr. Jod Koshi
Dr. Vichay Hitalnaw
Dr. Anush Karthar

Dr. Premraj Jadhav
Dr. Pradeep Tejale
Dr. Vanshraj Jadhav
Dr. Jod Koshi
Dr. Vichay Hitalnaw
Dr. Anush Karthar

Dr. Premraj Jadhav
Dr. Pradeep Tejale
Dr. Vanshraj Jadhav
Dr. Jod Koshi
Dr. Vichay Hitalnaw
Dr. Anush Karthar

Dr. Premraj Jadhav
Dr. Pradeep Tejale
Dr. Vanshraj Jadhav
Dr. Jod Koshi
Dr. Vichay Hitalnaw
Dr. Anush Karthar

Dr. Premraj Jadhav
Dr. Pradeep Tejale
Dr. Vanshraj Jadhav
Dr. Jod Koshi
Dr. Vichay Hitalnaw
Dr. Anush Karthar

Dr. Premraj Jadhav
Dr. Pradeep Tejale
Dr. Vanshraj Jadhav
Dr. Jod Koshi
Dr. Vichay Hitalnaw
Dr. Anush Karthar

Dr. Premraj Jadhav
Dr. Pradeep Tejale
Dr. Vanshraj Jadhav
Dr. Jod Koshi
Dr. Vichay Hitalnaw
Dr. Anush Karthar

Dr. Premraj Jadhav
Dr. Pradeep Tejale
Dr. Vanshraj Jadhav
Dr. Jod Koshi
Dr. Vichay Hitalnaw
Dr. Anush Karthar

Dr. Premraj Jadhav
Dr. Pradeep Tejale
Dr. Vanshraj Jadhav
Dr. Jod Koshi
Dr. Vichay Hitalnaw
Dr. Anush Karthar

Dr. Premraj Jadhav
Dr. Pradeep Tejale
Dr. Vanshraj Jadhav
Dr. Jod Koshi
Dr. Vichay Hitalnaw
Dr. Anush Karthar

Dr. Premraj Jadhav
Dr. Pradeep Tejale
Dr. Vanshraj Jadhav
Dr. Jod Koshi
Dr. Vichay Hitalnaw
Dr. Anush Karthar

No.	नाम	Designation	Salary	1	2	3	4	5	6	7	8	9	10	11	12	13	14	15	16
क्रमांक	नाम	पद	पगार																
1	Dr. Premraj Joshi	पद	पगार																
2	Dr. Pradeep Taid	पद	पगार																
3	Dr. Vamraj Joshi	पद	पगार																
4	Dr. Jitendra Koshi	पद	पगार																
5	Dr. Vidya Hithalwar	पद	पगार																
6	Dr. Anand Keshin	पद	पगार																
7																			

No.	नाम	Designation	Salary	1	2	3	4	5	6	7	8	9	10	11	12	13	14	15	16
क्रमांक	नाम	पद	पगार																
17																			
18																			
19																			
20																			
21																			
22																			
23																			
24																			
25																			
26																			
27																			
28																			
29																			
30																			

Dr. Premraj Joshi - Dr. Pradeep Taid - Dr. Vamraj Joshi - Dr. Jitendra Koshi - Dr. Vidya Hithalwar - Dr. Anand Keshin

Dr. Premraj Joshi - Dr. Pradeep Taid - Dr. Vamraj Joshi - Dr. Jitendra Koshi - Dr. Vidya Hithalwar - Dr. Anand Keshin



संवत् २०

MONTH

May

३० २४

मास

२०

२०

महिना

No	Name	Designation	Salary	1	2	3	4	5	6	7	8	9	10	11	12	13	14	15	16	17	18	19	20	21	22	23	24	25	26	27	28	29	30	31	Present	Salary	Advance	Balance	Signature				
क्रमांक	नाम	पद	मास	१	२	३	४	५	६	७	८	९	१०	११	१२	१३	१४	१५	१६	१७	१८	१९	२०	२१	२२	२३	२४	२५	२६	२७	२८	२९	३०	३१	हाजरी	पारवर्ती रकम	उपलब्ध रकम	बाकी रकम	हस्ताक्षर				
1	Dr. Prantaj Jadhav	पदा	मास																																								
2	Dr. Pralokap Teide	पदा	मास																																								
3	Dr. Varunraj Jadhav	पदा	मास																																								
4	Dr. Joel Koshy	पदा	मास																																								
5	Dr. Ushya H.Holman	पदा	मास																																								
6	Dr. Anesh Kanitkar	पदा	मास																																								

High Level of Technical - 2 Dr. Pralokap Jadhav - Dr. Pralokap Jadhav

Low Dental Fabrication - (DSC Report - Dr. Stephen)

Dr. Pralokap Jadhav - Dr. Pralokap Jadhav

Proration - Dr. Pralokap Jadhav



संवत् २० _____ MONTH July 2024

मास २० _____

संवत् २० _____ महिना _____

No. नंबर समांक	Name नाम नाव		Designation पद वृत्त		Salary पगार पगार		17	18	19	20	21	22	23	24	25	26	27	28	29	30	31	Present हाजरी हजेरी	Salary पगारी रकम पगारी रकम	Advance उपलब्ध रकम उपलब्ध रकम	Balance बाकी रकम बाकी रकम	Signature सही सही	
1.	Dr. Premraj	Jadhav																									
2.	Dr. Pradeep	Taide																									
3.	Dr. varunraj	Joelhar																									
4.	Dr. Joel	Koshy																									
5.	Dr. Vidya	Hittalamani																									

E - Dr. Sanyal
 Municipal Pradhikaran, Jalgaon
 → Speech consideration in CD or Meeting.
 Dr. Shetye & BOPT
 Insured in F.P.D. - Dr. Kulkarni

M - Professor Meena Seshan in CD - Dr. Shetye
 (Retirable Chak Pruski - Dr. Sanyal)
 - Biostructure in P.M. - Dr. Kulkarni

Higher - Jadhav relation - Dr. Sanyal
 - telephone for mand. vidya - Dr. Sanyal

संज्ञा ३०

MONTH August २०

दिनांक

२०

संज्ञा ०१

दिनांक

२०

संज्ञा ३०

No.	Name	Designation	Salary	1	2	3	4	5	6	7	8	9	10	11	12	13	14	15	16
क्र.सं.	नाम	पद	पगार	१	२	३	४	५	६	७	८	९	१०	११	१२	१३	१४	१५	१६
1.	Dr. Purnraj Jadhav	प्र	पगार																
2.	Dr. Pradeep Taide	प्र	पगार																
3.	Dr. Varunraj Jadhav	प्र	पगार																
4.	Dr. Joel Koshy	प्र	पगार																
5.	Dr. Vidya Mittalwarani	प्र	पगार																
6.	Dr. Atresh Karitkar	प्र	पगार																

AT - Prosthodontic Implications - Dr. Yash
 abhy Ringe Impression Techniques - Dr. Pratikha
 Veolar Bone - Dr. Sajal
 Dr. Pradeep - Dr. Shreyas
 Hays - Dr. Pradeep

oshibh of RPD - Dr. Shreyas - Seminar
 -Telescopic denture - Dr. Mithun
 Review of Dental implant impression - Dr. Samir
 Use Prosthetic - Dr. Mithun
 success - Designing RPD - Dr. Mithun



[Handwritten signature]

SAMPRAT
 DENTAL COLLEGE & HOSPITAL
 20
 20

Date: 09/08/23

Topic: Journal Club Presentation

Topic: Effectiveness of Self-applied Peptide P11-4 compared to tricalcium phosphate fluoride varnish in Remineralization of white spot lesions: A Clinical Randomized trial.

Presenter: Dr. Shraddha Patil

1. Dr. Rashmi Jayanna
2. Dr. Swapnil Mhatre
3. Dr. Prityanka Razdan
4. Dr. Jigar Yadav
5. Dr. Sandeep Sidral
6. Dr. Sakaa Swure
7. Dr. Pheena Barge
8. Dr. Seriali Kajake
9. Dr. Vaishnavi Patil
10. Dr. Neha Desai
11. Dr. Aboli Dambare
12. Dr. Vinod Tangde

Aboli

Jigar

Sandeep

Patil

Desai

vinod

Signature
H.O.D.

Dept of Pedodontics

Date: 19/8/23

Case presentation







Topic: Treatment of a child with visual impairment.



Presenter: Dr. Abhili Dambare


Attended by

Signature

1. Dr. Rayhoni Jayanna
2. Dr. Swapnil Mishra
3. Dr. Priyanka Razdan
4. Dr. Tigar Yadav
5. Dr. Sandeep Sidral
6. Dr. Safaa Sunxe
7. Dr. Prema Bange
8. Dr. Sonali Kajabe
9. Dr. Nishnavi Patil
10. Dr. Neha Patil
11. Dr. Abhili Dambare
12. Dr. Vinod Tangle
12. Dr. Shradha Patil



Signature
M.D.

Dept. of Pedodontics.

Date: 17/8/23

Journal Club Presentation

Topic: Microbial evaluation of Root canals after Biomechanical Preparation with Manual K-files, Manual H-file, and Kedo-SG Blue rotary files: an in vivo study

Presenter: Dr. Vinod Tongde

Attended by

Signature

1. Dr. Rashmi Jeyanna
2. Dr. Swapnil Phadke
3. Dr. Priyanka Razdan
4. Dr. Jigar Yadav
5. Dr. Sandeep Sidral
6. Dr. Safaa Surve
7. Dr. Prerna Borge
8. Dr. Sonali Kajthar
9. Dr. Vaishnavi Patil
10. Dr. Neha Desai
11. Dr. Abhili Dambare
12. Dr. Shraddha Patil

[Signature]

[Signature]

[Signature]
Jigar

[Signature]

[Signature]
Shabe

[Signature]
Patil

[Signature]

[Signature]
Patil

[Signature]
Signature

H.O.D.

Dept. of Pedodontics

Date: 21/8/22

Journal Club Presentation:

Topic: Clinical Evaluation of Retention of Hydrophilic and Hydrophobic Pit and fissure sealants in permanent first molars: An 18 months follow-up: Randomized controlled trial.

Presenter: Dr. Shraddha Patil

Attended by

Signature:

1. Dr. Rashmi Jayanna
2. Dr. Swapnil Mhadke
3. Dr. Priyanka Razdan
4. Dr. Jigar Yadav
5. Dr. Sandeep Sidral
6. Dr. Setaa Surve
7. Dr. Prema Benge
8. Dr. Sonali Kojake
9. Dr. Vaishnavi Patil
10. Dr. Neha Desai
11. Dr. Abeli Dambare
12. Dr. Vinod Tangde

Rashmi

~~Swapnil~~

~~Priyanka~~

Jigar

~~Sandeep~~

~~Setaa~~

Prema

~~Sonali~~

Vaishnavi

~~Neha~~

Abeli

~~Vinod~~

Rashmi

Signature

H.O.D.

Dept of Pedodontics

Date - 23/0/22

Journal Club presentation.


Topic:- Effectiveness of aromatherapy & music distraction in Pediatric dental anxiety
A comparative study.


Presenter: Dr. Aboli Dambare.

Attended by :-


Signature

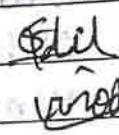
1. Dr. Rashmi Jayanna
2. Dr. Swapnil Mhatre
3. Dr. Priyanka Razdan
4. Dr. Jigar Yadav
5. Dr. Sandeep Sidral
6. Dr. Safaa Sumi
7. Dr. Preena Barge
8. Dr. Sonali Kojab
9. Dr. Vaishnavi Patil
10. Dr. Neha Desai
11. Dr. Shraddha Patil
12. Dr. Vinod Tangade













Signature
H.O.D

Dept. of Pedodontics.

Date - 28/5/23


Seminar presentation - Traumatology.

Presenter - Dr. Sonali Kajabe

Attended by :-

Signature


1. Dr. Rashmi Jayanna




2. Dr. Swapnil Mhatre




3. Dr. Priyanka Razdan



4. Dr. Jigori Yadav




5. Dr. Sandeep Sidral



6. Dr. Sayaa Surve



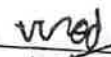
7. Dr. Prerna Borge



8. Dr. Vaishnavi Patil



9. Dr. Neha Desai



10. Dr. Vinod Tangad



11. Dr. Aboli Oambare



12. Dr. Shraddha Patil.

Signature

HOD

Dept. of Pedodontia.

Date - 31/06/23

Seminar presentation -

Topic - Traumatology (Part-2)

Presenter - Dr. Sonali Kajabe.

Attended by :-

Signature

1. Dr. Rashmi Jayanna.
2. Dr. Swapnil Mhatre
3. Dr. Priyanka Rardan
4. Dr. Jigar Yadav
5. Dr. Sandeep Sidral
6. Dr. Sojan Sume
7. Dr. Prerna Borge
8. Dr. Vaishnavi Patil
9. Dr. Neha Desai
10. Dr. Vinod Tangadi
11. Dr. Aboli Oambare
12. Dr. Shraddha Patil

[Handwritten signatures for each name in the list above]

[Handwritten signature]
Signature
HOD

Dept. of Pedodontia.

Date - 05/09/23

Seminar presentation

Topic - ~~Thrombosis~~ Early Childhood Caries.

Presenter - Dr. Vaishnavi Patil

Attended by :-

Signature.

1. Dr. Rashmi Jayanna
2. Dr. Swapnil Mhatre
3. Dr. Priyanka Razdan
4. Dr. Jigar Yadav
5. Dr. Sandeep Sidral
6. Dr. Sajaa Suru
7. Dr. Prema Barge
8. Dr. Senai Kajabe
9. Dr. Neha Desai
10. Dr. Aboli Dambau
11. Dr. Vinod Tangade
12. Dr. Shraddha Patil
13. Dr.

Rashmi
Swapnil
Priyanka
Jigar
Sandeep
Sajaa
Prema
Senai
Neha
Aboli
Vinod
Shraddha

Signature

HOD

Dept. of Pedodontics.

Date - 06/09/23

Seminar Presentation

Topic :- Traumatology

Presenter - Dr. Sonali Kajabe

Attended by :-

Signature

1. Dr. Rashmi Jayanna




2. Dr. Swapnil Mhatre



3. Dr. Priyanka Razdan

4. Dr. Jigar Yadav


5. Dr. Sandeep Sidnal



6. Dr. Sayra Sunu


7. Dr. Purno Borge

8. Dr. Vaishnavi Patil




9. Dr. Meha Desai

10. Dr. Vinod Tangade



11. Dr. Aboli Dambau

12. Dr. Shraddha Patil



Signature

MOD

Dept. of Pedodontics

Date - 11/09/15

Seminar presentation

Topic - Traumatology.

Presenter - Dr. Sonali Kajabe.

Attended by :-

Signature.

1. Dr. Rashmi Jayanna
2. Dr. Swarnil Mhatre
3. Dr. Priyanka Razdan
4. Dr. Jigar Yadav
5. Dr. Sandeep Sidral
6. Dr. Sajaa Surui
7. Dr. Prema Barge
8. Dr. Vatsirani Patil
9. Dr. Neha Desai
10. Dr. Aboli Dambare
11. Dr. Shradha Patil
12. Dr. Vinod Tanjodi

Signature
HOD
Dept. of Pedodontics

Date - 19/9/23

Seminar presentation.

Topic - Early Childhood Caries.

Presenter - Dr. Vaishnavi Patil

Attended by :-

Signature.

1. Dr. Rashmi Jayanna

Rashmi

2. Dr. Swapnil Mehatre

Swapnil

3. Dr. Priyanka Razdan

Priyanka

4. Dr. Jigar Yadav

Jigar

5. Dr. Sandeep Sidral

Sandeep

6. Dr. Sajaa Sunu

Sajaa

7. Dr. Prema Borje

Prema

8. Dr. Sonali Kajabe

Sonali

9. Dr. Neha Desai

Neha

10. Dr. Shraddha Patil

Shraddha

11. Dr. Vinod Tangede

Vinod

12. Dr. Aboli Danbar.

Vaishnavi Patil
Signature

HOD

Dept. of Pedodontics.

Date - 18/9/23

Seminar Presentation

Topic - Oral Microbial Flora (Part-1)

Presenter - Dr. Aboli Dambau

Attended by :-

1. Dr. Rashmi Jayanna

2. Dr. Swapnil Mhatre

3. Dr. Priyanka Rastan

4. Dr. Jigar Yadav

5. Dr. Sandeep Sidral

6. Dr. Sajad Sunu

7. Dr. Purna Barge

8. Dr. Vaishnavi Patil

9. Dr. Sonali Kajabe

10. Dr. Neha Desai

11. Dr. Vinod Tangad

12. Dr. Shraddha Patil

~~Rashmi~~

~~Swapnil~~

~~Priyanka~~

~~Jigar~~

~~Sandeep~~

~~Sajad~~

~~Purna~~

~~Vaishnavi~~

~~Sonali~~

~~Neha~~

~~Vinod~~

~~Shraddha~~

Rashmi
Signature

HOD

Dept. of Pedodontics

Date - 21/9/23


Seminar Presentation

Topic - Traumatology

Presenter - Dr. Sonali Kojabe

Attended by -

1. Dr. Rajhmi Jayanna
2. Dr. Swapnil Mhatre
3. Dr. Priyanka Razdan
4. Dr. Jigar Yadav
5. Dr. Sandeep Sidral
6. Dr. Safaa Surve
7. Dr. Preerna Barge
8. Dr. Vaishnavi Pabil
9. Dr. Aksha Desai
10. Dr. Aboli Dombare
11. Dr. Vinod Tangde
12. Dr. Shradha Pabil


Signature
H.O.D.

Dept. of Paedodontics

Date: 25/09/24

Seminar Presentation

Topic - Oral microbial flora (Part - 2)

Presenter - Dr. Abhili Dombaze

Attended by -

- 1. Dr. Rashmi Jayanna
- 2. Dr. Swapnil Mhatre
- 3. Dr. Priyanka Razdan
- 4. Dr. Tigar Yadav
- 5. Dr. Sundeep Sidral
- 6. Dr. Sateja Surve
- 7. Dr. Anoma Barge
- 8. Dr. Vaishnavi Patil
- 9. Dr. Sonali Kajabe
- 10. Dr. Neha Desai
- 11. Dr. Shradha Patil
- 12. Dr. Vinod Tangde

Abhili
 Rashmi
 Swapnil
 Sundeep
 Sateja
 Anoma
 Vaishnavi
 Sonali
 Neha
 Shradha
 Vinod

Signature

H.D.D.

Dept. of Pedodontics

Date: 07/19/24

Seminar Presentation

Topic - Early Childhood Caries

Presenter - Dr. Vaishnavi Patil

Attended by -

1. Dr. Raybri Juyanna
2. Dr. Swapnil Mhambre
3. Dr. Priyanka Razdan
4. Dr. Tigar Yadav
5. Dr. Sundeeep Sidral
6. Dr. Sataa Surve
7. Dr. Prema Barge
8. Dr. Sumali Kojabe
9. Dr. Neha Dyai
10. Dr. Shradha Patil
11. Dr. Aboli Dambare
12. Dr. Vinod Tangde

Handwritten signatures and initials next to the list of attendees, including names like 'Rishi', 'Sudip', 'Ajay', and 'Vinod'.

(Signature)
Signature

H.O.D.
Dept of Pedodontia.

Date - 08/10/23


Seminar Presentation


Topic - Dental plaque and hypothesis (Part 1)


Presenter - Dr. Shradha Patil


Attended by


1. Dr. Raymi Jayanna
2. Dr. Swapnil Mhatre
3. Dr. Priyanka Rezman
4. Dr. Jigar Yadav
5. Dr. Sandeep Sichert
6. Dr. Safaa Sunve
7. Dr. Drana Barge
8. Dr. Sunali Kajark
9. Dr. Vaishnavi Patil
10. Dr. Neha Desai
11. Dr. Aboli Dambar
12. Dr. Vinod Tangde















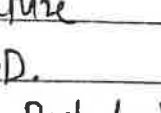


















H.O.D.

Dept. of Pedodontics

Date - 5/10/23

Seminar Presentation

Topic - Dental Plaque and Hypothesis (Part 2)

Presenter - Dr. Shradha Patil

Attended by

1. Dr. Pashmi Jayanna
2. Dr. Swapnil Mhabe
3. Dr. Priyanka Razdan
4. Dr. Jigar Yadav
5. Dr. Sandeep Sidhal
6. Dr. Safaa Sumre
7. Dr. Preema Barge
8. Dr. Sonali Kajabe
9. Dr. Vishnvi Patil
10. Dr. Neha Desai
11. Dr. Abhili Dombare
12. Dr. Vinod Tungele

Zehi

~~Patil~~

~~Patil~~

~~Patil~~

~~Patil~~

Patil

~~Patil~~

~~Patil~~

Zehi

H.O.D.

Dept. of Pedodontics

Date - 9/10/23

Seminar Presentation

Topic :- Dental Plaque & Hypothesis

Presenter - Dr. Shraddha Patil

Attended by :-

1. Dr. Rashmi Jayanna
2. Dr. Swapnil Mhatre
3. Dr. Priyanka Razdan
4. Dr. Jigar Yadav
5. Dr. Sandeep Sidral
6. Dr. Saurav Surve
7. Dr. Prema Barge
8. Dr. Sonali Kajabe
9. Dr. Vaishnavi Patil
10. Dr. Neha Desai
11. Dr. Aboli Dattbave
12. Dr. Vinod Tangde

[Handwritten signatures and initials next to the list of attendees]

[Handwritten Signature]
Signature
H.O.D.

Dept. of Pedodontics

Date: - 10/10/23

Seminar Presentation


Topic: - Dental Caries (Part I)

Presenter: - Dr. Vinod Tangde

Attended by

1. Dr. Rashmi Jayanna
2. Dr. Swapnil Mhatre
3. Dr. Priyanka Rongde
4. Dr. Jigar Yadav
5. Dr. Sandeep Sidral
6. Dr. Safaa Suwe
7. Dr. Pooxna Barge
8. Dr. Sarali Kajabe
9. Dr. Vaishnavi Patil
10. Dr. Neha Desai
11. Dr. Abhi Dambhare
12. Dr. Sheraddha Patil
13. Dr. Sneha Gangar
14. Dr. Shriya Khatu

(Faint mirrored text from the reverse side of the page)


Signature
H.O.D
Dept of Pedodontics

Date :- 16/10/23

Poster Presentation

Topic :- SADE: Special Care for Special smile

Presenter: Dr. Vinod Tangde

Attended by

1. Dr. Rashmi Jayanna
2. Dr. Swapnil Mhatre
3. Dr. Priyanka Razdan
4. Dr. Jigar Yadav
5. Dr. Sandeep Sidral
6. Dr. Safaa Suwe
7. Dr. Priyana Barge
8. Dr. Sonali Kajabe
9. Dr. Vaishnavi Patil
10. Dr. Neha Desai
11. Dr. Aboli Damhare
12. Dr. Sherodha Patil
13. Dr. Shriya Khata
14. Dr. Sneha Gangan
15. Dr. Tarvi Kumbhar

[Handwritten signatures of the attendees]

[Signature]
Signature
H.O.D

Dept of Pedodontics

Date :- 19/11/23

Poster Presentation

Topic : Hypopedia For the little Dreamers: An Ace up Your Sleeves!

Presenter :- Dr. Aboli Dambare

Attended by :-

1. Dr. Rashmi Jayanna
2. Dr. Swapnil Mhatre
3. Dr. Priyanka Razdan
4. Dr. Jigar Yadav
5. Dr. Sandeep Sideral
6. Dr. Safaa Sume
7. Dr. Priyana Borge
8. Dr. Sonali Kajabe
9. Dr. Vaishnavi Patil
10. Dr. Neha Desai
11. Dr. Vinod Tangde
12. Dr. Shradha Patil
13. Dr. Shriya Khate
14. Dr. Sneha Gangari
15. Dr. Tarvi Kumbhar

[Signature]

[Signature]

[Signature]

[Signature]

[Signature]

[Signature]

[Signature]

[Signature]

[Signature]

H.O.D

Dept of Pedodontics

Date :- 00/10/23

Poster Presentation

Topic :- Peptide Puzzle : Piecing Together dental
Remineralization

Presented by :- Dr. Abol Sheraddha Patil

Attended by :-

1. Dr. Rashmi Jayanna
2. Dr. Swapnil Mhatre
3. Dr. Priyanka Rozdan
4. Dr. Jigar Yadav
5. Dr. Sandeep Sidral
6. Dr. Sajaa Suwe
7. Dr. Purna Barge
8. Dr. Neha Desai
9. Dr. Vaishnavi Patil
10. Dr. Sarali Kajabe
11. Dr. Vinod Tangde
12. Dr. Aboli Dambare
13. Dr. Taruni Kumbhar
14. Dr. :- Sireha Gangan
15. Dr. Shriya Khato

Jain

~~Patil~~

Patil

Jay

Sandeep

Sajaa

~~Patil~~

Patil

Kajabe

Patil

~~Patil~~

Patil

Patil

~~Patil~~

Jain
Signature

H.O.D.

Dept of Pedodontics

Date :- 30/10/23

Journal Club Presentation

Topic: Influence of Pre treatment exposure to Pediatric dental care using the 'Tiny Dentist' game on 4-7 yrs old children's Pain & anxiety:

a Parallel randomised clinical trial

Presented by :- Dr. Abhis Damhare

Attended by

1. Dr. Rashmi Jayanna
2. Dr. Swapnil Mhatre
3. Dr. Priyanka Razdan
4. Dr. Jigar Yadav
5. Dr. Sandeep Sidral
6. Dr. Sohaa Suresh
7. Dr. Pooja Barge
8. Dr. Neha Desai
9. Dr. Vaishnavi Patil
10. Dr. Sonali Kajabe
11. Dr. Shraddha Patil
12. Dr. Vinod Tangde
13. Dr. Tanvi Kumbhar
14. Dr. Sneha Bangar
15. Dr. Shriya Khatus

[Faint signatures and names corresponding to the list above, including: Patil, Mhatre, Razdan, Yadav, Sandeep, Sohaa, Barge, Desai, Patil, Kajabe, Patil, Vinod, Kumbhar, Bangar, Khatus]

[Signature]
 Signature
 H.O.D

Dept of Pedodontics

Date :- 8/10/23

Journal Club Presentation

Topic :- Comparative Evaluation of fixed functional
cartilagen space maintainers & fixed non functional
space maintainers : A Randomized Controlled Trial
Presented by :- Dr. Shraddha Patil
Attended by

1. Dr. Rashmi Jayarama
2. Dr. Swapnil Mhatre
3. Dr. Priyanka Rozdan
4. Dr. Jigar Yadav
5. Dr. Sandeep Sidral
6. Dr. Safaa Surwe
7. Dr. Sonali Kojake
8. Dr. Vaishnavi Patil
9. Dr. Neha Desai
10. Dr. Abhili Dambare
11. Dr. Vinod Tangde
12. Dr. Shriya Khatu
3. Dr. Taruni Kumbhar
4. Dr. Sneha Gangan

Rashmi

Swapnil

Priyanka

Jigar

Sandeep

Safaa

Sonali

Vaishnavi

Neha

Abhili

Vinod

Shriya

Taruni

Sneha

Rashmi
Signature
H.O.D

Dept of Pedodontics

Date :- 01/11/23

Seminar Presentation

Topic :- Child Psychology (Part I)

Presented by :- Dr. Vaishnavi Patil
Dr. Sonali Kajabe

Attended by

1. Dr. Rashmi Jayanna
2. Dr. Swapnil Mhatre
3. Dr. Priyanka Ranzdar
4. Dr. Jigar Yadav
5. Dr. Sandeep Sideral
6. Dr. Safaa Surwe
7. Dr. Pooerna Barge
8. Dr. Neha Desai
9. Dr. Vinod Taryade
10. Dr. Aboli Dambare
11. Dr. Shradha Patil
12. Dr. Sneha Gaingan
13. Dr. Tanvi Kumbhar
14. Dr. Shriya Khatus

[Handwritten signatures of attendees]

[Signature]
Signature
H.D.D

Dept of Pedodontics

Date 9/11/05

Seminar Presentation

Topic - Child Psychology

Presented by - Dr. Vaishnavi Patil

Attended by -

Dr. Rashmi Jayanna

Dr. Swapnil Mhatre

Dr. Priyanka Kordan

Dr. Safa Srave

Dr. Poesna Barge

Dr. Digar Yadav

Dr. Sandeep Sidral

Dr. Neha Desai

Dr. Sonali Rajabe

Dr. Vinod Langde

Dr. Shradha Patil

Dr. Aboli Dambare

Jehri

Safa

Digar

Sandeep

Sonali

Vinod

Shradha

Aboli

Jehri
Signature (H.O.D)
Dept of Pedodontics

Date: 7/11/23

IC presentation

Topic: Comparative evaluation of clinical efficacy and patient acceptability toward the use of circumferential matrix and sectional matrix for restoration of class II cavities in primary molars - An *in vitro* study.

Presented by - Dr. Sonali Kajabe,

Attended by -

Dr. Rashmi Jayanna

Dr. Swapnil Mhatre

Dr. Priyanka Razdan

Dr. Sandeep Sidral

Dr. Jigar Yadav

Dr. Safa Surré

Dr. Berna Barge

Dr. Neha Desai

Dr. Vaishnavi Patil

Dr. Vinod Tangde

Dr. Aboli Dambhe

Dr. Shradha Patil

Dr. tanvi kumbhar

Dr. Sneha Redij (Gangan)

Dr. Shriya Chatur

Rishi

(Signature)

Sandeep

Jigar

Safa

(Signature)

Berna

Vinod

(Signature)

Aboli

Kumbhar

(Signature)

Rishi
Signature

H.O.D.

Dept of Pedodontics

Date 12/11/22

IC Presentation.

Topic - The effectiveness of carie-case chemo-mechanical caries removal technique in primary teeth - A Randomized controlled trial,

Presented by - Dr. Vaishnavi Patil

Attended by -

Dr. Parvati Jayanna

Dr. Swapnil Mhatre

Dr. Priyanka Rardan

Dr. Sandeep Sidral

Dr. Jigar Yadav

Dr. Safa Surve

Dr. Prema Barge

Dr. ~~Vaishnavi~~ Sonali Jayabe

Dr. Neha Desai

Dr. Vinod Tangde

Dr. Shradha Patil

Dr. Aboli Dambore

Dr. Shriya Khate

Dr. Sheha Gangan

Dr. Tamri Kumbhar

Patil

Sandeep Jigar

Safa

Sidral

Vinod

Patil

~~*Aboli*~~

~~*Shriya*~~

Sheha

Signature

H.O.D.

Dept. of Pedodontics

Date 15/11/23

Seminar Presentation

Topic :- Trigeminal Nerve

Presented by - Dr. Socha Gangan :- Introduced by
Ophthalmic Nerve

Dr. Shreya Khatri :- Maxillary Nerve

Dr. Tarvi Kumbhat :- Mandibular Nerve

Attended by :-

Dr. Rashmi Jayanna

Dr. Swarnil Mhatee

Dr. Piyanka Razdan

Dr. Sandeep Sidral

Dr. Jigar Yadav

Dr. Pooja Barge

Dr. Sonali Kajabe


Dr. Vaishnavi Patil

Dr. Neha Desai

Dr. Shreaddha Patil

Dr. Aboli Dambale

Dr. Vinod Tangde.


Signature
H.O.D

Dept of Pedodontics

chemo-
in primary

John

Sandip
Jigant

Zan

mod

shri

e




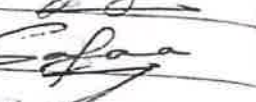











John
use


D.
Pedodontics

Date: 01/12/20
Seminar Presentation

Topic: Epidemiology of dental caries
Presented by: Dr. Vinod Tange

Attended by -

- Dr. Rashmi Jayanna 
- Dr. Swapnil Mhatre 
- Dr. Priyanka Raedan 
- Dr. Sandeep Sidral 
- Dr. Jigar Yadav 
- Dr. Pooja Surve 
- Dr. Purna Bage 
- Dr. Senali Kajabe 
- Dr. Neha Desai 
- Dr. Vaishnavi Patil 
- Dr. Ninesh Tange Shradha Patil 
- Dr. Aboli Dambare 
- Dr. Shriya Khatu 
- Dr. Sneha Gangan 
- Dr. Tanvi Kumbhar 


Signature of
HOD
Dept. of Pedodontics.

Date :- 26/10/23
Case Presentation

Topic :- Periapical Granuloma
Presented by :- Dr. Shraddha Patil

Attended by :-

Dr. Raehmi Jayanna

Dr. Swapnil Mhatre

Dr. Priyanka Razdan

Dr. Sandeep Sidral

Dr. Jigar Yadav

Dr. Purna Barge

Dr. Neha Delai

Dr. Sonali Kajabe

Dr. Vaishnavi Patil


Dr. Vinod Tangde

Dr. Abhili Dambore

Dr. Shriya Khatu

Dr. Sheha Gangan

Dr. Tanvi Kumbhar


Signature
MOD

Dept. of Pedodontics

date :- 26/10/23

Seminar Presentation

Topic :- Fear & Anxiety (Part 1)
Presented by :- Dr. Sonali Kajabe

Attended by :-

Dr. Pahlvi Jayanna

Dr. Swapnil Mhapse

Dr. Priyanka Razdan

Dr. Sandeep Sidral

Dr. Jigar Yadav

Dr. Preetna Barge

Dr. Vaishnavi Patil

Dr. Neha Delal

Dr. Vinod Tangde

Dr. Shradha Patil

Dr. Abali Dambare

Dr. Shriya Khotu

Dr. Sneha Gangan

Dr. Tanvi Kumbhar

Pahlvi

Sw

Priyanka

Sandeep

Jigar

Preetna

Vaishnavi

Neha

Vinod

Shradha

Abali

Shriya

Sneha

Tanvi

Pahlvi
Signature of
HOD

Dept of Pedodontics

Date :- 01/01/24
Seminar Presentation.

Topic :- Fear & Anxiety (Part II)
Presented by :- Dr. Smiti Kajabe

Attended by :-

Dr. Rashmi Jayanna

Dr. Swapnil Mhatre

Dr. Priyanka Raedan

Dr. Sandeep Sidral

Dr. Jigar Yadav

Dr. Preina Barge

Dr. Vaishnavi Patil

Dr. Neha Desai

Dr. Vinod Tangde

Dr. Shraddha Patil

Dr. Abhili Dambare

Dr. Shriya Khate

Dr. Sneha Kangan

Dr. Tanvi Kumbhar

Jahn

Patil
Jadhav
Jadhav

Patil

Vinod

Patil

AP


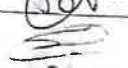












Shriya
Sneha
Tanvi


Jahn
Signature of
HOD
Dept. of Pedodontics.

Date:- 08/01/24
Seminar Presentation

Topic :- Fear & Anxiety (Part III)
Presented by :- Dr. Sanali Kajabe

Presented by :- Attended by :- Signature

- Dr. Rishmi Jayanna 
- Dr. Surajnil Mahatre 
- Dr. Priyanka Rastan 
- Dr. Sandeep sh Sidral 
- Dr. Tigar Yadav 
- Dr. Prema Barge 
- Dr. Vaishnavi Patil 
- Dr. Neha Desai 
- Dr. Vinod Tangde 
- Dr. Shradha Patil 
- Dr. Abhili Dambare 
- Dr. Shriya Khatu 
- Dr. Sneha Gangen 
- Dr. Tanvi Kumbhar 


Signature
H.O.D
Dept. of Pedagogics

Date :- 08/01/24
Seminar Presentation


Topic :- Introduction to Pediatric Dentistry, First
Dental visit & Dental Home (Part I)

Presented by :- Dr. Abali Dambare

Attended by :-

Signature

Dr. Rashmi Jayanna




Dr. Swapnil Phatre

Dr. Priyanka Rasdan



Dr. Sandeep Sidral




Dr. Jigar Yadav

Dr. Prema Barge




Dr. Vaishnavi Patil




Dr. Sonali Kojabe

Dr. Neha Desai



Dr. Vinod Tangde

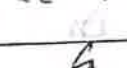


Dr. Shradha Patil




Dr. Shriya Khote

Dr. Sneha Wanger



Dr. Tanvi Kumbhar




Signature of
HOD

Dept of Pedodontics

Date :- 09/10/24
Seminar Presentation

Topic :- Introduction to Pediatric Dentistry, First Dental Visit & Dental Home (Part II)
Presented by :- Dr. Abhili Dambare

Attended by.

Dr. Rashmi Jayanna
Dr. Swapnil Mhatre
Dr. Priyanka Razdan
Dr. Sandeep Sidral
Dr. Jigar Yadav
Dr. Preena Borge
Dr. Vaishnavi Patil
Dr. Neha Desai
Dr. Sonali Kayabe
Dr. Akhaddha Patil
Dr. Vinod Tangde
Dr. Shriya Khate
Dr. Sneha Gangan
Dr. Tanvi Kumbhar

~~Jehni~~

~~Pr
Santosh
Surya~~

~~Pd~~

~~Santosh~~

~~Surya~~

~~Vinod~~

~~Santosh~~

Jehni
Signature

HOD

Dept. of Pedodontics

Date :- 09/01/24
Seminar Presentation

Topic :- Pediatric dental clinic < parenting style (Part 1)
Presented by :- Dr. Shradha Patil

Attended by :-

Dr. Rashmi Jayanna

Dr. Swapnil Mhatre

Dr. Priyanka Razdan

Dr. Sandeep Sidral

Dr. Jigar Yadav

Dr. Prerna Barge

Dr. Vaishnavi Patil

Dr. Neha Desai

Dr. Souali Kajabe

Dr. Aboli Pambare

Dr. Vinod Taugde

Dr. Suriya Khatkar

Dr. Sneha Dangau

Dr. Tanvi Kulkarni

[Signature]

[Signature]

[Signature]

[Signature]

[Signature]

[Signature]

[Signature]

[Signature]

[Signature]

[Signature]

[Signature]

[Signature]
Signature
HOD

Dept. of Pedodontics

Date :- 10/01/24
Seminar Presentation

Topic :- Pediatric dental clinic & Parenting style
(Part II)

Presented by :- Dr. Shroaddha Patil

Attended by :-

Dr. Rashmi Jayanna

Dr. Swapnil Mhatre

Dr. Priyanka Razdan

Dr. Sandeep Sidral

Dr. Jigar Yadav

Dr. Pritina Barge

Dr. Vaishnavi Patil

Dr. Aleha Desai

Dr. Souali Kajabe

Dr. Aboli Dambare

Dr. Vinod Tangde

Dr. Suriya Kudvu

Dr. Sneha Aangan

Dr. Tanvi Kulkarni

Jehri

[Signature]

[Signature]

[Signature]

[Signature]

[Signature]

[Signature]

[Signature]

[Signature]

[Signature]

[Signature]

[Signature]

Jehri
Signature
HOD
Dept. of Pedodontics

Date :- 11/01/24
Seminar Presentation

Topic :- Oral examination & diagnosis
(Part I)

Presented by :- Dr. Vinod Targde

Attended by :-

Dr. Rashmi Jayanna

Dr. Swapnil Mhatre

Dr. Priyanka Razdan

Dr. Sandeep Sidral

Dr. Jigar Yadav

Dr. Prerna Barge

Dr. Vaishnavi Patil

Dr. Neha Debei

Dr. Souali Kajabe

Dr. Aboli Dambare

Dr. Shraddha Patil

Dr. Shriya Khatu

Dr. Sneha Aangam

Dr. Pooja Kumbhar

[Signature]

[Signature]

[Signature]

[Signature]

[Signature]

[Signature]

[Signature]

[Signature]

[Signature]

[Signature]

[Signature]
Signature
HOD

Dept. of Pedodontics.

Date :- 16/01/24


Seminar Presentation

Topic :- Oral examination & diagnosis (Part II)

Presented by :- Dr Vinod Tangde

Attended by :-

- Dr. Rashmi Jayanna 
- Dr. Swapnil Mhatre 
- Dr. Priyanka Raut 
- Dr. Sandeep Sidral 
- Dr. Jigar Yadav 
- Dr. Purna Barge 
- Dr. Haishuvari Patil 
- Dr. Neha Desai 
- Dr. Souali Kajabe 
- Dr. Aboli Dambare 
- Dr. Shradha Patil 
- Dr. Suriya Khatu 
- Dr. Sneha Gangam 
- Dr. Tauri Kumbhar 


Signature
HOD
Dept. of Pedodontics.

Date :- 25/01/24

Seminar Presentation

Topic :- Oral examination & diagnosis (Part III)

Presented by :- Dr. Vinod Targde

Dr. Rashmi Jayarama

Dr. Swapnil Mhatre

Dr. Priyanka Razdan

Dr. Sandeep Sidral

Dr. Jigar Yadhav

Dr. Preema Barge

Dr. Vaishnavi Patil

Dr. Neha Desai

Dr. Sonali Kajabe

Dr. Shraddha Patil

Dr. Shriya Khater

Dr. Sneha Gargam

Dr. Tanvi Kumbhar.

Dr. Aboli Dambare.

~~Signature~~
~~Signature~~
~~Signature~~
~~Signature~~
~~Signature~~
~~Signature~~

~~Signature~~
~~Signature~~
~~Signature~~
~~Signature~~

Signature
HOD

Dept of Pedodontics.

Date :- 30/01/24

Seminar Presentation


Topic :- Growth & Development

Presented by :- Dr Tanvi Kumbhar

Attended by :-

Dr. Rashmi Jayanna
Dr. Swapnil Mhatre
Dr. Priyanka Razdan
Dr. Sandeep Sidral
Dr. Jigar Yadav
Dr. Praona Barge
Dr. Varishanvi Patil
Dr. Neha Desai
Dr. Sonali Kejabe
Dr. Vinod Tangde
Dr. Aboli Dambre
Dr. Sneha Gangan
Dr. Shriya Khater



















Signature
HOD

Dept. of Pedodontics

Date :- 01/2/24

Seminar presentation

Topic :- Oral habits (Part I)

Presented by :- Dr. Vaishnavi Patil

Attended by :-

Dr. Rashmi Jayanna

Dr. Swapnil Mhatre

Dr. Polyanka Razdan

Dr. Sandeep Sidral

Dr. Jigar Yadav

Dr. Prerna Borge

Dr. Neha Desai

Dr. Sonali Desai Kajabe

Dr. Vinod Tangde

Dr. Aboli Pambre

Dr. Sneha Gangan

Dr. Shriya Khater


Dr. Tanvi Kumbhar












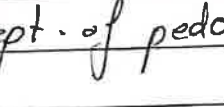












Signature
HOD

Dept. of pedodontics

Date: 2/2/24


Seminar presentation


Topic - Development of maxilla

Presented by :- Dr. Shriya Khater

Attended by .

- Dr. Rashmi Jayanna
- Dr. Swapnil Mhatre
- Dr. Poojanka Razdan
- Dr. Sandeep Sidnal
- Dr. Jigar Yadav
- Dr. Preshna Barge
- Dr. Vaishnavi Patil
- Dr. Neha desai
- Dr. Sonali Kajabe
- Dr. Shashdha Patil
- Dr. Vinod Tangde
- Dr. Aboli Dambre
- Dr. Steha Gangar
- Dr. Tanvi Kumbhar .




Signature
HOD

Dept. of Pedodontics

Date :- 08/02/24

Seminar presentation

Topic :- Oral habits (part III)

Presented by :- Dr. Vaishnavi Patil

Attended by

Dr. Rashmi Jayanna

Dr. Anupnil Mahate

Dr. Priyanka Rautan

Dr. Vandeeep Aidal

Dr. Jigar Yadav

Dr. Prerna Barge

Dr. Neha Desai

Dr. Sonali Kojabe

Dr. Uradha Patil

Dr. Vinod Tengade

Dr. Aboli Deshmukh

Dr. Sneha Gangan

Dr. Tanvi Kumbhare

Dr. Shriya Khater

[Handwritten signatures and initials of attendees]

[Signature]
Signature
HOD
Dept of pedodontics.

Date :- 09/02/24

Seminar Presentation :-

Topic :- oral habits (Part IV)

Presented by :- Dr. Vaishnavi Patil

Attended by

- Dr. Rashmi Jayanna
- Dr. Swapnil Mhatre
- Dr. Poojanika Rairon
- Dr. Vandeeep Wadod
- Dr. Jigasa Yadav
- Dr. Prerna Barge
- Dr. Neha Desai
- Dr. Donali Kojabhe
- Dr. Anshadha Patil
- Dr. Vinod Tongarede
- Dr. Aboli Deembhe
- Dr. Ancha Gangan
- Dr. Tanvi Pambhar
- Dr. Shriya Khate

~~Rashmi~~

~~Swapnil~~

~~Poojanika~~

~~Vandeeep~~

~~Jigasa~~

~~Prerna~~

~~Neha~~

~~Donali~~

Signature

HOD

Dept of pedodontics

Date:- 19/2/24



Seminar presentation


Topic :- Non pharmacological behaviour management
(Part II)


Presented by:- Dr. Sonali Kajabe


Attended by


- Dr. Rashmi jayanna
- Dr. swapnil mhatre
- Dr. priyanka Rautan
- Dr. Vandeeep Urdal
- Dr. jigar Uddar
- Dr. purna Barge
- Dr. Neha Desai
- Dr. Sonali kajabe
- Dr. uraddha pati
- Dr. Vinod Tangade
- Dr. Aboli dambre
- Dr. utaha gangan
- Dr. Tanvi kumbhar
- Dr. Vaishnavi Patil
- Dr. Shriya Khastu







Signature

MOO

Dept of pedodontia

Date:- 17/2/24

Seminar presentation

Topic :- Non pharmacological behaviour management (Part III)

Presented by :- Dr. Sonali Kajabe

Attended by

Dr. Rashmi Jayanna

Dr. Anayil Mehra

Dr. Pratikha Rautan

Dr. Vandeepraj Mishra

Dr. Jigar Yadav

Dr. Pooja Barge

Dr. Nena Desai

Dr. Ushadha Patil

Dr. Vinod Tangade


Dr. Abhili Dambale

Dr. Sneha Gangon


Dr. Tanvi Bumbhar

Dr. Valsarai Patil

Dr. Shriya Khate
























HOD

Dept of pedodontics













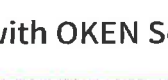
Date :- 6/9/21


Seminar presentation

Topic :- Non-pharmacological behaviour management
(Part IV)

Presented by :- Dr. Sonali Kajabe

Attended by

Dr. Rashmi	Jayanna	
Dr. Swapnil	Mhatre	
Dr. Piyanka	Rordon	
Dr. Sandeep	Sridal	
Dr. Jigar	Yadar	
Dr. Prema	Barge	
Dr. Neha	Desai	
Dr. Shraddha	Patil	
Dr. Vinod	Tangade	
Dr. Aboli	dambre	
Dr. Snehal	gangan	
Dr. Tanvi	Kumbhar	
Dr. Vaishnavi	Patil	
Dr. Shriya	Khate	


Signature
HOD

Dept. of Pedodontics

Date:- 11/3/24

Seminar presentation

Topic :- Radiographic Techniques In Paediatric dentistry

Presented by :- Dr. Abhili Dambare

Attended by

- Dr. Rashmi Jayama
- Dr. Sawpunl Chhatre
- Dr. priyanka Razdan
- Dr. Sandeep Sridal
- Dr. Jigar yadar
- Dr. Preerona Baysre.
- Dr. Neha Desai
- Dr. Ganali Kajabe
- Dr. Shreaddha Patil
- Dr. Vinod Tongade
- Dr. Snehal Jangam
- Dr. Tanvi Khambhar
- Dr. Vaishnavi Patil
- Dr. Shriya Ichate

Signature
HOD

Dept. of Pedodontic

Date:- 12/03/24

Journal club

Topic :- Development & Evaluation of Two sugar free Herbal lollipops against Streptococcus mutans : An in vitro study

Presented by :- Dr Vaishnavi Patil

Attended by

- | | | |
|--------------|---------|----------------------|
| Dr. Rashmi | Jayanna | |
| Dr. Swapnil | Mhatre | Dr. Jishi |
| Dr. Priyanka | Razdan | Dr. Jishi |
| Dr. Sandeep | Shidda | Dr. Jishi |
| Dr. Jigar | Yadar | Dr. Jishi |
| Dr. Preetna | Barge | Dr. Jishi |
| Dr. Neha | Desai | Dr. Jishi |
| Dr. Shradha | Patil | Dr. Jishi |
| Dr. Vinod | Tangade | Dr. Jishi |
| Dr. Aboli | Dambare | Dr. Jishi |
| Dr. Shenat | Gangan | Dr. Jishi |
| Dr. Tanvi | Kumbhar | Dr. Jishi |
| Dr. Sonali | Kayabe | Dr. Jishi |
| Dr. Shriya | Kharku | Dr. Jishi |

Signature
HOD

Dpt of Pedodontics

Date :- 13/3/24

Seminar Presentation

Topic :- Development of occlusion.

Presented by :- Dr. Vinod Tangde

Attended by :-

- Dr. Pashmi Jayanna
- Dr. Swapnil Mhatre
- Dr. Priyanka Razdan
- Dr. Tigar Yadav
- Dr. Sandeep Sidral
- Dr. Prema Barge
- Dr. Vaishnavi Patil
- Dr. Sandli Kajabe
- Dr. Neha Desai
- Dr. Shraddha Patil
- Dr. Abali Dambare
- Dr. Shriya Khote
- Dr. Sneha Gargan
- Dr. Tanvi Kumbhar

- ~~Johri~~
- ~~PT~~
- ~~Razdan~~
- ~~Sandeep~~
- ~~AB~~
- ~~Patil~~
- ~~Kajabe~~
- ~~AB~~
- ~~Patil~~
- ~~AB~~
- ~~Khote~~
- ~~Gargan~~
- ~~AB~~

~~Johri~~
Signature of HOD
Dept. of Pedodontics

Date :- 14/3/24

Seminar presentation

Topic :- Eruption & shedding of teeth & teething

Presented by :- Dr. Shraaddha Patil


Attended by :-

Dr. Preeti Jayanna



Dr. Swapnil Mhatre

Dr. Priyanka Kerdan



Dr. Jigar Yadav



Dr. Sandeep Sidral



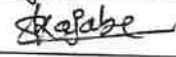
Dr. Preena Barge



Dr. Vaishnavi Patil



Dr. Sindhi Kajabe



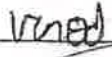
Dr. Neha Desai

—

Dr. Abali Dambare



Dr. Vinod Tangde




Dr. Shriya Khate




Dr. Sneha Gangan



Dr. Tanvi Kumbhar




Signature of HOD
Dept of Pedodontics

Date:- 21/3/24

Seminar Presentation

Topic :- Facial Nerve

Presented by :- Dr. Sneha Gangan

Attended by :-

Dr. Rashmi Jayanna

Dr. Swapnil Mhatre

Dr. Priyanka Razdan

Dr. Jigar Yodav

Dr. Sandeep Sidral

Dr. Prema Barge

Dr. Vaishnavi Patil

Dr. Sandali Kojabe

Dr. Neha Desai

Dr. Abhili Dambare

Dr. Shradha Patil

Dr. Vinod Tangde

Dr. Shriya Khatu

Dr. Tanvi Kumbhar

Rashmi

Swapnil

Jigar

Sandeep

Prema

Vaishnavi

Sandali

Neha

Abhili

Shradha

Vinod

Shriya

Tanvi

Signature of HOD
Dept. of Pedodontics

Date :- 26/3/24

Seminar Presentation

Topic :- muscles of mastication

Presented by :- Dr. Shriya Khata

Attended by :-

Dr. Rachmi Jayanna

Rachmi

Dr. Swapnil Mhatre

Dr. Priganka Razdan

PR

Dr. Tigar Yadav

Tigar

Dr. Sandeep Sidral

Sandeep

Dr. Preena Barge

Dr. Neerhari Patil

Neerhari

Dr. Sonali Kayabe

Sonali

Dr. Neha Desai

Dr. Shradha Patil

Shradha

Dr. Abhis Dambare

Abhis

Dr. Vinod Tangde


Vinod

Dr. Sneha Gangan

Sneha

Dr. Tanvi Kumbhar

Tanvi


Signature of HOD
Dept of Pedodontia

Date: - 27/3/24


Seminar presentation

Topic :- Temporomandibular joint

Presented by :- Dr. Tanvi Kumbhar

Attended by :-

Dr. Leubmi Jayanna	Tanvi
Dr. Swapnil Mhapse	Sw
Dr. Priyanka Rattan	Priyanka
Dr. Jigar Yadav	Jigar
Dr. Sandeep Sidrao	Sandeep
Dr. Prema Barge	Prema
Dr. Vaishnavi Patil	Vaishnavi
Dr. Neha Desai	Neha
Dr. Sonali Kejabe	Sonali
Dr. Shradha Patil	Shradha
Dr. Aboli Dambare	Aboli
Dr. Vinod Tangde	Vinod
Dr. Shriya Chhetri	Shriya
Dr. Sneha Gangan	Sneha
Dr.	


Signature HOD
Dept. of Pedodontics

Date :- 28/3/24

IC presentation

Topic :- Comparative evaluation of human breast milk, bovine milk, & infant milk formula on carcinogenicity in children. An in vivo study.

Presented by :- Dr. Sonali Kajabe

Attended by :-

Dr. Rashmi Jayanna

Dr. Swapnil Mihale

Dr. Priyanka Karedan

Dr. Jigar Yadav

Dr. Sandeep Sidral

Dr. Purna Barge

Dr. Varshnavi Patil

Dr. Ncha Desai

Dr. Shraddha Patil

Dr. Vinod Tangele

Dr. Abali Dambare

Dr. Shikha Khate

Dr. Sneha Gangan

Dr. Tanvi Kumbhar

~~Sonali~~

~~Sonali~~

~~Jigar~~

~~Sandeep~~

~~Dr~~

—

~~Vinod~~

~~Vinod~~

~~Ab~~

—

~~Sneha~~

~~Tanvi~~

Sonali

Signature of HOD
Dept. of Paediatrics












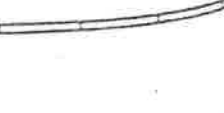

Date:- 1/4/24


TC presentation

Topic - Evaluation of effectiveness of photobiomodulation therapy as an alternative method to local anaesthesia injection in paediatric dentistry.

Presented by :- Dr. Abali Dambare

Attended by :-

Dr. Pashmi Jayanna	
Dr. Swapnil Mhatre	
Dr. Priganka Kerdan	
Dr. Jigar Yadav	
Dr. Sandeep Sidral	
Dr. Prerna Barge	
Dr. Vaishnavi Patil	
Dr. Neha Desai	
Dr. Sarali Kajabe	
Dr. Shradha Patil	
Dr. Vinod Tangde	
Dr. Shriya Khatri	
Dr. Sneha Gangan	
Dr. Tanvi Kumbhar	


Signature of HOD
Dept. of Pedodontics

Date: 5/4/24
JC presentation

Topic :- self-assembling peptide & nano silver fluoride
in remineralisation early enamel carious
lesion : Randomised controlled clinical trial

Presented by :- Dr Shradha Patil

Attended by :-

Dr. Purbami Jayanna	Jayanna
Dr. Swapnil Inhatre	Inhatre
Dr. Priyanka Razdan	Razdan
Dr. Jigar Yadav	Yadav
Dr. Sandeep Sidral	Sidral
Dr. Prema Barge	Barge
Dr. Vaishnavi Patil	Patil
Dr. Neha Besai	Besai
Dr. Senali Kajabe	Kajabe
Dr. Vinod Tangde	Tangde
Dr. Abili Dambari	Dambari
Dr. Shriya Khata	Khata
Dr. Sheha Gangan	Gangan
Dr. Tanvi Kumbhar	Kumbhar

Signature of HOD
Dept. of Pedodontics

Date :- 16/4/24

Seminar presentation

Topic :- Oral microbiom flora (Part I)

Presented by :- Dr Tanvi Kumbhar

Attended by :-

Dr. Pashmi Jayanna

Dr. Swapanil Mishra

Dr. Priyanka Kerdan

Dr. Jigar Yadav

Dr. Sandeep Sidral

Dr. Preetal Barge

Dr. Vaishnavi Patil

Dr. Neha Delal

Dr. Soralikajabe

Dr. Shradha Patil

Dr. Abali Dambare

Dr. Vinod Tangle

Dr. Shriya Khater

Dr. Sneha Gangan

Pashmi

Swapanil

Priyanka

Jigar

Sandeep

Preetal

Vaishnavi

Neha

Soralika

Shradha

Abali

Vinod

Shriya

Sneha

Tanvi

Signature of HOD
Dept. of Pedodontics

Date: - 18/4/24

Seminar presentation

Topic: - Oral microbial flora (Part II)

Presented by :- Dr Tanvi Kumbhar

Attended by :-

Dr. Rachmi Jayanna

Rachmi Jayanna

Dr. Swapnil Mhatre

Swapnil Mhatre

Dr. Priyanka Rastan

Priyanka Rastan

Dr. Jigar Yadav

Jigar Yadav

Dr. Sandeep Sidral

Sandeep Sidral

Dr. Prema Barge

Prema Barge

Dr. Vaishnavi Patil

Vaishnavi Patil

Dr. Sandali Kajabe

Sandali Kajabe

Dr. Neha Desai

Neha Desai

Dr. Shradha Patil

Shradha Patil

Dr. Vinod Tangde

Vinod Tangde

Dr. Abali Bhandare

Abali Bhandare

Dr. Shriya Khatu

Shriya Khatu

Dr. Sneha Gangan

Sneha Gangan

Tanvi Kumbhar
Signature of HOD
Dept. of Pedodontics

Date:- 13/4/24

Seminar presentation

Topic:- Saliva (Part I)

Presented by :- Dr. Shriya Khatri

Attended by :-

- | | |
|----------------------|-----------|
| Dr. Rashmi Jayanna. | Rashmi |
| Dr. Swapnil Mhatre. | Swapnil |
| Dr. Priyanka Razdar. | Priyanka |
| Dr. Jagat Yadav. | Jagat |
| Dr. Sandeep Sidral. | Sandeep |
| Dr. Pooja Barge. | Pooja |
| Dr. Vaishnavi Patil | Vaishnavi |
| Dr. Sonali Kajabe. | Sonali |
| Dr. Neha Desai. | Neha |
| Dr. Shradha Patil. | Shradha |
| Dr. Vinod Tarqde. | Vinod |
| Dr. Aboli Dambare. | Aboli |
| Dr. Tarvi Kumbhat | Tarvi |
| Dr. Sneha Gangan. | Sneha |














Signature of HOD
Dept of Pedodontics


Date: - 23/11/24

Seminar presentation

Topic :- Saliva (Part III)

Presented by :- Dr. Shriya Khatur
Attended by.

- | | |
|---------------------|---|
| Dr. Rashmi Jayanna. |  |
| Dr. Swapnil Mhatee. |  |
| Dr. Piyanka Razdan. |  |
| Dr. Jigar Yadav. |  |
| Dr. Sandeep Sidral. |  |
| Dr. Purna Barge. |  |
| Dr. Vaishnavi Patil |  |
| Dr. Sonali Kajabe. |  |
| Dr. Neha Desai | — |
| Dr. Shradha Patil |  |
| Dr. Vinod Tangde. |  |
| Dr. Aboli Dambare. |  |
| Dr. Socha Gangar. |  |
| Dr. Tanvi Kumbhat. |  |


Signature of HOD
Dept. of Pedodontic

Date: - 24/4/24
Seminar presentation

Topic :- Plaque (Part I)

Presented by :- Dr. Sneha Gangar

Attended by

Dr. Parvati Jayanna	Pooja
Dr. Swapnil Mahare	Pooja
Dr. Priyanka Paudyal	Pooja
Dr. Jigar Yadav	Pooja
Dr. Sandeep Sidrao	Pooja
Dr. Prema Borge	Pooja
Dr. Sonali Kajabe	Pooja
Dr. Vaishnavi Patil	Pooja
Dr. Neha Desai	Pooja
Dr. Shradha Patil	Pooja
Dr. Vinod Tangde	Pooja
Dr. Abali Mangbani	Pooja
Dr. Tanvi Kumbhar	Pooja
Dr. Shriya Khodu	Pooja

Signature of HOD
Dept. of Pedodontics

Date:- 25/4/24
Seminar presentation

at

Topic:- Plaque (Part II)

Presented by:- Dr. Sneha Gargan

Attended by:-

Dr. Radhni Jayanna



Dr. Swapnil Mhatre

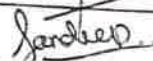
Dr. Priyanka Kardan



Dr. Jyoti Yadav



Dr. Sandeep Sidral




Dr. Preeti Barge

Dr. Vaishnavi Patil



Dr. Sonali Kojabe

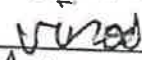


Dr. Neha Desai


Dr. Shradha Patil



Dr. Vinod Tangde




Dr. Abali Dambare



Dr. Tanvi Kumbhar



Dr. Sneha Gangshriya Khodu


Signature of HOD
Dept. of Pedodontics

Date :- 29/4/24

JC presentation

Topic :- Comparative evaluation of clinical success of stainless steel crowns & Biotex crowns in pediatric primary molar - A 12 month split mouth prospective randomised clinical trial.

Presented by :- Dr Aboli Damhare

Attended by :-

- Dr. Rashmi Jayanna Rashmi
- Dr. Swapnil Thabre Swapnil
- Dr. Priyanka Razdan Priyanka
- Dr. Tigar Yadav Tigar
- Dr. Sandeep Sidral Sandeep
- Dr. Prema Barge Prema
- Dr. Vaishnavi Patil Vaishnavi
- Dr. Sonali Kajj Kojabe Sonali
- Dr. Neha Desai Neha
- Dr. Shradha Patil Shradha
- Dr. Vinod Tangale Vinod
- Dr. Tanvi Kumbhar Tanvi
- Dr. Sneha Gangan Sneha
- Dr. Shriya Khate Shriya

Signature of HOD
Dept. of Pedodontics

Date:- 30/4/24

IC Presentation

Topic:- Comparative evaluation of three different microabrasion technique in Esthetic management of Fluorosis. - An in vivo study.

Presented by :- Dr. Vinod Tangde

Attended by:-

- Dr. Pashmi Jayanna Pashmi
- Dr. Swapnil Mhate ~~_____~~
- Dr. Priyanka Razdan P.R.
- Dr. Tiger Yadav Tiger
- Dr. Sandeep Sidral Sandeep
- Dr. Purna Barge ~~_____~~
- Dr. Vaishravi Patil V.P.
- Dr. Srushti Kojabe S.K.
- Dr. Shradha Patil S.P.
- Dr. Abhili Dombare A.D.
- Dr. Tanvi Kumbhar T.K.
- Dr. Sneha Gangan S.G.
- Dr. Shriya Khote S.K.

Pashmi
Signature of HOD
Dept. of Pedodontics

Date:- 8/5/24

JC Presentation:-

Topic:- Clinical evaluation of resorbable polylactic acid intracanal post for 1° incisor restoration.
Randomised controlled clinical trial.

Presented by:- Dr. Sonali Kajabe

Attended by:-

Dr. Pashmi Jayanna

[Signature]

Dr. Anuphil Mhatre

Dr. Piyanka Razdan

[Signature]

Dr. Jigar Yadav

Dr. Sandeep Sidral

[Signature]

Dr. Prema Barge

Dr. Kalishnavi Patil

[Signature]

Dr. Neha Desai

Dr. Vinesh Tangde

[Signature]

Dr. Shradha Patil

Dr. Abhili Dambore

[Signature]

Dr. Tanvi Kumbhar

Dr. Sneha Gangam

[Signature]

Dr. Sruja Khate

[Signature]

[Signature]
Signature of HOD
Dept. of Pedodontics

Date:- 9/5/24

Seminar presentation:-

Topic:- space maintainer (part I)

Presented by:- Dr. Veishnavi Padil

Attended by:-

- Dr. Poojita Jayanna
- Dr. Sulapnil Mhatre
- Dr. Priyanka Razdan
- Dr. Jigar Yadav
- Dr. Sandeep sidral
- Dr. Prema Barge
- Dr. Sonali Kajabe
- Dr. Neha Desai
- Dr. Shradha Padil
- Dr. Vinod Tangde
- Dr. Abeli Dambare
- Dr. Tanvi Kumbhar
- Dr. Sheha Gangan
- Dr. shriya khater

[Handwritten signatures]
 Jalur
 [Signature]
 [Signature]
 [Signature]
 Kajabe

[Handwritten signatures]
 Vinod
 [Signature]
 [Signature]
 Gangan
 Khater

[Handwritten signature]
 Signature of HOD
 Dept. of Pedodontics

Date: 10/5/24

Seminar presentation

Topic :- Space maintainer (part II)

Presented by :- Dr. Vaishnavi Patil

Attended by :-

Dr. Pashmi Jayanna

Dr. Swaynil Mhatre

Dr. Piyanka Razdan

Dr. Jigar Yadav

Dr. Sandeep Sidral

Dr. Prerna Barge

Dr. Sonali Kojabe

Dr. Neha Desai

Dr. Shraddha Patil

Dr. Vinod Tangale

Dr. Abali Dambare

Dr. Tanvi Kumbhar

Dr. Sneha Gangan

Dr. Shriya Khote

[Signature]

[Signature]

[Signature]

[Signature]

[Signature]

[Signature]

[Signature]

[Signature]

[Signature]

[Signature]
Signature of HOD
Dept. of Pedodontia

Date:- 14/5/24

Seminar presentation

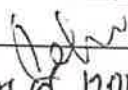
Topic:- space maintainers (part III)
Presented by:- Dr. Vaidhnavi Patil

Attended by

- Dr. Rashmi Jayanna
- Dr. Swapnil Inhate
- Dr. Priyanka Razdan
- Dr. Jigar Yadav
- Dr. Sundesh Sidral
- Dr. Preema Barge
- Dr. Jurnali Bajaj
- Dr. Shraddha Patil
- Dr. Vinod Tange
- Dr. Aboli Dumbre
- Dr. Tanvi Kumbhar
- Dr. Sneha Gangar
- Dr. Shriya Khatu

- ~~Dr. _____~~
- ~~Dr. _____~~
- ~~Dr. _____~~
- ~~Dr. _____~~
- ~~Dr. _____~~
- ~~Dr. _____~~
- ~~Dr. _____~~
- ~~Dr. _____~~
- ~~Dr. _____~~
- ~~Dr. _____~~
- ~~Dr. _____~~
- ~~Dr. _____~~
- ~~Dr. _____~~

Date
Sem
Topic
Pres
Att
Dr
Dr
Dr
Dr
Dr
Dr
Dr
Dr
Dr
Dr
Dr
Dr
Dr
Dr


Signature of MOD
Dypt. of pedodontics


Date :- 15/5/24


Seminar presentation


Topic :- Space maintainers (part IV)
Presented by :- Dr. Vaishnavi Padil

Attended by :


Dr. Pashmi Turyanna
Dr. Swapnil Mhate
Dr. Priyanka Raudan
Dr. Jigan Yadav
Dr. Sandeep Sidral
Dr. Prems Bange
Dr. Sonali Kajabe
Dr. Abhili Dambre
Dr. Vinod Tungde
Dr. Shraddha Patil
Dr. Tanvi Kumbhar
Dr. Sneha Gangan
Dr. Sriya Khatu

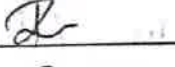


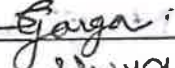















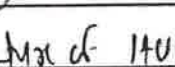















Signature of HOD
Dept. of Pedodontics

Date:- 17/5/24

IC presentation

Topic:- clinical & radiographic evaluation of zinc oxide-eugenol, zinc oxide powder & alcon vera gel as obturating material in Primary molars. An in vivo study.

Presented by:- Dr. Sneha Gangan

Attended by:-

Dr. Rajhmi Jayanna

Dr. Swayamnil Mhaskar

Dr. Priyanka Pardan

Dr. Tigar Yadav

Dr. Jandeep Sietral

Dr. Sonali Kajabe

Dr. Valshnavi Kuhl

Dr. Abhili Dambre

Dr. Vinod Tangde

Dr. Shradha Patil

Dr. Shriya Khatn

Dr. Tanvi Kumbhar

[Signature]

[Signature]

[Signature]

[Signature]

[Signature]

[Signature]

[Signature]

[Signature]

[Signature]

[Signature]

[Signature]

[Signature]

[Signature]
Signature of HOD
Dept. of Pedodontics

Date - 20/5/24

Jc - presentation:-

- Comparative Evaluation of Maintenance of cell viability of an experimental transport media "Ringert's lactate" with dextrose normal saline, ORS, Egg white & Infant milk formula for transportation of an avulsed tooth"

presented by - Dr. Sonali Kajabe

Attended by:

Dr. Pashmi Jayanna

[Signature]

Dr. Swapnil Mhatre

Dr. Priyanka Razdan

[Signature]

Dr. Tigar Yadav

[Signature]

Dr. Sandeep Seshel

[Signature]

Dr. Preerna Barge

Dr. Vajirnavi Patil

[Signature]

Dr. Abali Dambre

Dr. Shraddha Patil

[Signature]

Dr. Vinod Tangde

[Signature]

Dr. Shriya Khate

Dr. Tanvi Kumbhar

[Signature]

Dr. Sneha Gangan

[Signature]

Signature of MOD
Dept of pedodontics

Date - 21/5/24

Seminar presentation.

Topic - 1 - Stainless Steel crowns
in pediatric dentistry.

presented by - Dr. Sanali Kajabe,

Attended by:

Dr. Rashmi Jayanna



Dr. Sunil Mhatre


Dr. Pnyanka Razdan



Dr. Jigar Yadav

ASSENT


Dr. Sandeep Sidra



Dr. Veishnavi Puri



Dr. Abhili Dambore



Dr. Shraddha Puri



Dr. Vinod Tangde



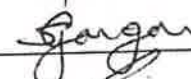
Dr. Shriya Khatu



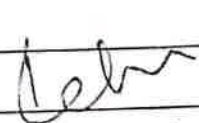
Dr. Tanvi Kumbhar



Dr. Sneha Gangan



Dr. Pooja Barge



Signature of HOD
Dept of Pedodontics.

Date - 22/5/24

Seminar presentation:-

Topic:- Stainless Steel crowns in
pediatric dentistry

Presented by - Dr. Simali Kogabe

Attended By:-

Dr. Rashmi Jayanna

Dr. Swapnil Mhatre

Dr. Priyanka Razdan

Dr. Jigar Yadav

Dr. Sandip Siddhal

Dr. Vaishnavi Patil

Dr. Aboli Dambare

Dr. Shraddha Patil

Dr. Vinod Tangade

Dr. Shriya Khatu


Dr. Tanvi Kumbhar


Dr. Sheha Gangan

Dr. Purna Barge






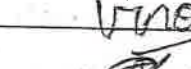



























Signature of HOD
Dept. of pedodontics

Date :- 27/5/24

JC presentation

Topic :- 'Evaluation of modified 3 Mix-Simvastatin combination in non-instrumental Endodontic therapy of necrotic primary Molar : A two arm randomized controlled trial'

Presented by :- Dr. Aboli Dambare.

- Dr Rashmi Jayanna
- Dr Swapnil Mhatee
- Dr Priyanka Rastkar
- Dr Tigar yadar
- Dr Sandip Siddhal
- Dr Vairnavi Patil
- ~~Dr Aboli Dambare~~
- Dr Shraddha Patil
- Dr Vinod Tangade
- Dr Shriya Khate
- Dr Socha Gangar
- Dr Tarvi Kumbhat
- Dr. Sonali Kajabe
- Dr. Purna Borge

Rashmi

Tigar yadar

Shraddha

Vinod

Shriya

Socha

Tarvi

*Signature of HOD
Dept of pedodontics*

Date :- 28/5/24

JC presentation

Topic :- "Evaluation of accuracy of an electronic apex locator in presence of Sodium Hypochlorite in primary teeth with or without desorption"

presented by :- Dr Vinod Tangade.

Dr. Rashmi Jayanna

Dr. Swapnil Mhatre

Dr. Piyanka Raxdan

Dr. Jigar Yadav

Dr. Sandeep Sidral

Dr. Vaishnavi Patil

Dr. Aboli Dambare

Dr. Shraddha Patil

Dr. Socha Gangas

Dr. Tarvi Kumbhar

Dr. Shreya Khatur

Dr. Vinod Tangade

~~Dr. Vinod Tangade~~

~~Dr. Rashmi Jayanna~~

~~Dr. Swapnil Mhatre~~

~~Dr. Piyanka Raxdan~~

~~Dr. Jigar Yadav~~

~~Dr. Sandeep Sidral~~

~~Dr. Vaishnavi Patil~~

~~Dr. Aboli Dambare~~

~~Dr. Shraddha Patil~~

~~Dr. Socha Gangas~~

~~Dr. Tarvi Kumbhar~~

~~Dr. Shreya Khatur~~

~~Dr. Vinod Tangade~~

Dr. Vinod Tangade

Date:- 28/5/24

Seminar Presentation

Topic:- Stainless Crowns in pediatric dentistry

Presented by:- Sonali Kajabe

Attended by

Dr. Rashmi Jayanna

Dr. Swapnil Mhatre

Dr. Priyanka Razdan

Dr. Jigar yadan

Dr. Sandeep sidral

Dr. Vaishravi Patil

Dr. Shradha Patil

Dr. Aboli Dambare

Dr. Ninod Tangade

Dr. Tarvi Kumbhar

Dr. Socha Gangan

Dr. Shriya Khate

Dr. Purna Barge

(Handwritten signatures of attendees)

(Handwritten signature)

Date:- 30/5/24

Je presentation

Topic:- Comparative evaluation of Amniotic membrane derivative, Chitosan with mineral trioxide aggregate, Diode laser; & Ferric sulphate as pulpotomy agent in Human Primary molars: An in vivo study.

Presented by :- Dr. Tanvi Kumbhar.

Attended by :-

Dr. Poojita Jayanna

Dr. Swapnil Mhatre

Dr. Priyanka Razdan

Dr. Sandeep Sidral

Dr. Jigar Yadav

Dr. Prema Barge

Dr. Vaschnavi Patil

Dr. Senali Kajabe

Dr. Ncha Delai

Dr. Abali Dambare

Dr. Shroddha Patil

Dr. Vinod Tangde

Dr. Sheba Gangan

Dr. Shriya Khatke

(Handwritten signatures of attendees)

(Signature)
Signature

HOD. Dept. of Pedo.

Date: - 31/5/24

TC presentation

Topic: - "Effect of prebiotic supplements on Salivary pH & Salivary Buffer Capacity in children - Early childhood caries"

By: - Dr. Sneha Gangan.

Attended by

Dr. Rashmi Jayanna

Dr. Swapnil Mhate

Dr. Priyanka Razdar

Dr. Sandeep Sidral

Dr. Jigat Yadav

Dr. Pooja Barge

Dr. Vaishnavi Patil

Dr. Sonali Kajbe

Dr. Vinod Paragade

Dr. Aboli Dambate

Dr. ~~Far~~ Shradha Patil

Dr. Taru Kumbhar

Dr. Shriya Khata

Dr.

Dr.

Dr.

Dr.

Dr.

Dr.

Dr.

Dr.

Dr.

Date:- 3/6/24

TC presentation

Topic:- Clinical Evaluation of Maneuverability & Durability of Titanium Nitride-Coated Preformed Crowns on primary Molar teeth: A Randomized Controlled Trial.

By: Dr. Vaishnavi Patil

Attended by

- Dr. Rashmi Jayanna
- Dr. Swapnil Mhatre
- Dr. Priyanka Razdan
- Dr. Sandeep Sideal
- Dr. Jigar Yadav.
- Dr. Pooja Batge.
- Dr. Sonali Kajabe
- Dr. Aboli Dambare
- Dr. Vinod Tangade
- Dr. Shradha Patil
- Dr. Sneha Gargan
- Dr. Tarvi Kumbhar
- Dr. Shriya Khate

(Handwritten signatures and initials)
Sahni
BT
Sangh
Sigm
Patil
Patil
Patil




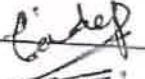


Date: 4/6/24


Seminar presentation

Topic :- Anterior aesthetic crowns in
pediatric dentistry (Part I)

Presented by :- Dr. Vaishnavi Patil

Attended by :-

- Dr. Rashmi Jayanna 
- Dr. Swapnil Mhadre 
- Dr. Priyanka Redkar 
- Dr. Jigar Yadav 
- Dr. Sandeep Sidrao 
- Dr. Preena Borge 
- Dr. Sonali Kajabe 
- Dr. Abali Dambare 
- Dr. Shradha Patil 
- Dr. Vinod Tangde 
- Dr. Tanu Kumbhar 
- Dr. Sneha Aangan 
- Dr. Shriya Khairu.


Signature of HOD
Dept. of Pedodontics

Date:- 5/6/24

Je presentation

Topic:- Comparative evaluation of instrumentation
time & quality of obturation amongst
Pediatric Rotary endodontics system An in vivo
study

Presented by:- Dr. Shradha Patil

Attended by:-

Dr. Pashmi Jayanna

Dr. Swapnil Mhatre

Dr. Priyanka Raedan

Dr. Jigar Yadav

Dr. Sandeep Sidral

Dr. Preeta Barge

Dr. Vaishnavi Patil

Dr. Sanali Kajabe

Dr. Abali Dambare

Dr. Vinod Tangde

Dr. Tanvi Kumbhar

Dr. Sheha Gangan

Dr. Shriya Khetu

Pashmi

signature of HOD
Dept. of Pedodontics

Date:- 10/6/25

IC presentation

Topic:- Effect of glass fibres reinforced & non-reinforced composite resin on fracture behaviour of severely destructed primary incisors & restored with post & core system

Presented by :- Dr. Aboli Dambare

Attended by :-

- Dr. Pashmi Jayanna
- Dr. Swapnil Mhabe
- Dr. Priyanka Raedan
- Dr. Jigar Yadav
- Dr. Sandeep Sirdal
- Dr. Prerna Barge
- Dr. Veishnavi Patil
- Dr. Sandali Kajabe
- Dr. Shradha Patil
- Dr. Vinad Tangde
- Dr. Tanvi Kumbhar
- Dr. Sneha Gangan
- Dr. Shriya Khater

Pashmi

Mhabe

Jigar

Sandeep

Prerna

Veishnavi

Sandali

Shradha

Vinad

Tanvi

Sneha

Gangan

Signature of HOD
Dept. of Pedodontics

Date:- 11/6/24
JC presentation

Topic:- Evaluation of Quality of Observation & Instrumentation time using Iceda - S square file, H file & K file in primary molars - A Randomized control trial.

Presented by :- Dr. Vinod Tangde

Attended by :-

- Dr. Pashmi Jayanna Behi
- Dr. Swapnil Waghre ~~RS~~
- Dr. Priyanka Razole Kandh
- Dr. Sundeep Deshpande ~~Jagan~~
- Dr. Jigar Yadav ~~Patil~~
- Dr. Prema Barge ~~Patil~~
- Dr. Vaishnavi Patil ~~Patil~~
- Dr. Sandli Kojabe ~~Patil~~
- Dr. Abali Dambare ~~Patil~~
- Dr. Shradha Patil ~~Patil~~
- Dr. Tanvi Kumbhar Patil
- Dr. Sneha Gangan Gangan
- Dr. Shriya Khote

Signature of HOD
Dept. of Paedodontics

Date :- 12/6/24

IC Presentation

Topic :- Comparison of "My tooth the Happiest" educational game with standard dietary counselling for preference towards non-cariogenic food items in pre-school children : A randomised control trial.

Presented by :- Dr. Tanvi Kumbhar

Attended by :-

Dr. Rashmi Jayanna

Dr. Swapnil Mhatre

Dr. Priyanka Rautan

Dr. Jigar Yadav

Dr. Sandeep Sidral

Dr. Preena Barge

Dr. Sonali Koyabe

Dr. Vaishnavi Patil

Dr. Shradha Patil

Dr. Abali Dambare

Dr. Sh. Vinod Tangle

Dr. Sneha Gangan

Dr. Shriya Khatu.

Selvi

~~Patil~~

~~Sangan~~

~~Patil~~

~~Patil~~

~~Patil~~

~~Vinod~~

Sangan.

Selvi
Signature of HOD
Dept. of Pedodontics

Date: - 13/6/24
JC presentation

Topic: - Comparison of 3D printed resin crowns
& prefabricated stainless steel crowns for
Primary molar restorations: A randomised
controlled trial

Presented by: - Dr. Sarali Kajabe

Attended by: -

Dr. Rashmi Jayanna

Dr. Swapnil Mhatre

Dr. Priyanka Kadam

Dr. Jigar Yadav

Dr. Sandeep Sidral

Dr. Purna Borge

Dr. Vaishnavi Patil

Dr. Shradha Patil

Dr. Vinod Tangde

Dr. Aboli Dambare

Dr. Tanni Kumbhar

Dr. Sneha Gargan

Dr. Shriya Khadke

Sarali

~~Sarali~~

~~Rashmi~~

Jigar

Sandeep

~~Purna~~

~~Vaishnavi~~

~~Vinod~~

~~Tanni~~

Sneha

Gargan

Sarali
Signature of HOD
Dept. of Pedodontics

Date: - 18/6/24
JC presentation

Topic :- Comparative evaluation of antimicrobial efficacy of triple antibiotic paste, Herbal combination & Camphorated monochlorophenol as intracanal medicaments against *Enterococcus faecalis* in deciduous molars: An in vivo study.

Presented by :- Dr. Sneha Gangan

Attended by :-

Dr. Rashmi Jayanna



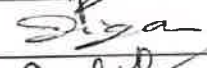
Dr. Swapnil Mhatre




Dr. Priyanka Razdan



Dr. Jigar Yadav



Dr. Sandeep Sidral



Dr. Preetna Barge




Dr. Vaishnavi Patil



Dr. Sarali Kayabe



Dr. Shradha Patil




Dr. Abali Dambare




Dr. Vinod Tangde



Dr. Tanvi Kumbhar



Dr. Shriya Khadye


Signature of HOD
Dept. of Pedodontics





Date - 21/6/24


Journal club presentation.

Topic - Success rate of antibiotic sterilization
indirect pulp treatment, and pulpotomy
in the management of primary teeth
with deep carious lesions.

Presented by - Dr. Sneha Ganjan

Attended by :-

- * Dr. Rashmi Jayanna Debi
- Dr. Swapnil Matre 
- Dr. Priyanka Razdan PR
- Dr. Jigar Yadav Jigar
- Dr. Sandeep Sidhal Sandeep
- Dr. Preena Barge 
- Dr. Sonali Kajabe Kajabe
- Dr. Vaishnavi Patil 
- Dr. Vinod Tangde Vinod
- Dr. Aboli Dambar 
- Dr. Shraddha Patil Patil
- Dr. Tanvi Kumbhar Tanvi
- Dr. Shriya Khatu


Signature of HOD
Dept. of Pedodontics

Date - 24/6/24


Journal Club presentation

Topic - Comparison between three methods of diode laser 810 nm, photodynamic therapy with laser 660 nm and Hypochlorite solution for disinfection of pulp canal of primary teeth.

Presented by - Dr. Tanvi Kumbhar

Attended by :-

- Dr. Rashmi Jayanna Rashmi
- Dr. Swapnil Mhatre Swapnil
- Dr. Priyanka Razdan Priyanka
- Dr. Jigar Yadav Jigar
- Dr. Sandeep Sidral Sandeep
- Dr. Prema Barge Prema
- Dr. Sonali Kojabe Kojabe
- Dr. Vainnami Patil Vainnami
- Dr. Aboli Danbar Aboli
- Dr. Vinod Tanjdi Vinod
- Dr. Shradha Patil Shradha
- Dr. Sneha Gangan Sneha
- Dr. Shriya Khate Shriya


Signature of HOD
Dept. of Pedodontics

Date - 26/6/24

Journal Club presentation

Topic - Zero Expander effectiveness assessment
in PEEK or PA12 in a group of
paediatric patients with transverse
maxillary deficiency.

Presented by - Dr. Aboli Dambani

Attended by :-

Dr. Rashmi Jayanna

Dr. Swarnil Mhadre

Dr. Priyanka Razdan

Dr. Jigar Yadav

Dr. Sandeep Sidral

Dr. Prerna Borge

Dr. Vainnavi Patil

Dr. Sonali Kajabe

Dr. Vinod Tanze

Dr. Shraddha Patil

Dr. Tanvi Kumbhar

Dr. Sneha Ganjan

Dr. Shriya Phatu

Aboli

RZ

Sigam

Sandeep

V Patil

Kajabe

vinod

Shraddha

Tanvi

Ganjan

Signature of HOD
Dept. of Pedodontics

Date - 28/6/24

Journal Club presentation

Topic - Comparative assessment of the efficiency of gun chucks flossing system and string floss for plaque removal in mentally disabled children: A randomized controlled trial

Presented by - Dr. Vinod Tangde

Attended by :-

- | | |
|---------------------|-----------|
| Dr. Rashmi Jayanna | Lehi |
| Dr. Swapnil Mhatre | |
| Dr. Priyanka Rardan | |
| Dr. Jigar Yadav | Sigan |
| Dr. Sandeep Sidral | Sadeep |
| Dr. Prema Barge | |
| Dr. Vaishnavi Patil | V. Patil |
| Dr. Sonali Kajabe | S. Kajabe |
| Dr. Aboli Dambur | Aboli |
| Dr. Shradha Patil | |
| Dr. Sneha Ganyan | S. Ganyan |
| Dr. Tanvi Kumbhar | Tanvi |
| Dr. Shriya Kharku | |

Signature of HOD
Dept of Pedodontics




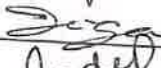
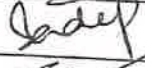
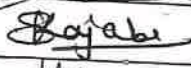



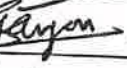


Date - 11/7/24

Journal Club Presentation.

Topic - Local anesthesia with Sleeper One S4 computerized device vs traditional syringe and perceived pain in Pediatric patients: A RCT

Presented by - Dr. Shraddha Patil

Attended by :-

- | | |
|---------------------|---|
| Dr. Rashmi Jayanna |  |
| Dr. Swapnil Mhatre |  |
| Dr. Priyanka Razdan |  |
| Dr. Jigar Yadav |  |
| Dr. Sandeep Sidral |  |
| Dr. Preena Borge |  |
| Dr. Sonali Kajabe |  |
| Dr. Vaishnavi Patil |  |
| Dr. Aboli Dambau |  |
| Dr. Vinod Tangde |  |
| Dr. Sneha Ganyan |  |
| Dr. Tanvi Kumbhar |  |
| Dr. Shriya Khatu. | |

Signature of HOD
Dept. of Pedodontics




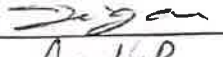








Date :- 2/7/24

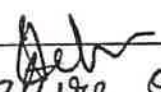
Seminar Presentation

Topic :- Myofunctional Appliances

Presented by :- Dr. Sonali Kajobe

Attended by

- | | |
|---------------------|---|
| Dr. Rashmi Jayanna |  |
| Dr. Supriya Mhatre |  |
| Dr. Priyanka Rozdan |  |
| Dr. Jigar Yadav |  |
| Dr. Sandip Sidral |  |
| Dr. Pooja Barge |  |
| Dr. Vaishnavi Patil |  |
| Dr. Shraddha Patil |  |
| Dr. Vinod Targde |  |
| Dr. Abhili Damhare |  |
| Dr. Tanvi Kumbhar |  |
| Dr. Soha Gargan |  |


Signature of HOD
Dept of Pedodontics

Date :- 3/7/24

Seminar Presentation

Topic :- Lasers in Pediatric dentistry (Part I)

Presented by :- Dr. Vaishnavi Patil

Attended by :-

- Dr. Rashmi Jayanna Rashmi
- Dr. Swapnil Mhatre SM
- Dr. Priyanka Rozdan PR
- Dr. Jigar Yadav JY
- Dr. Sandeep Sidral SS
- Dr. Puerna Barge PB
- Dr. Sonali Kajabe SK
- Dr. Shraddha Patil SP
- Dr. Vinod Targde VT
- Dr. Abali Damhare AD
- Dr. Tarvi Kumbhar TK
- Dr. Sneha Gangan SG

Signature of HOD
Dept of Pedodontics




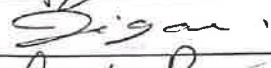



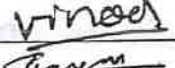



Date - 5/7/24


Seminar Presentation

Topic :- Lasers in Pediatric Dentistry (Part -2)

Attended by

- Dr. Rashmi Jayanna
- Dr. Swapnil Mhatre
- Dr. Priyanka Rozdan
- Dr. Jigar Yadav
- Dr. Sandeep Sidmal
- Dr. Prerna Barge
- Dr. Aboli Dambare
- Dr. Shraddha Patil
- Dr. Vinod Tangde
- Dr. Sneha Gangan
- Dr. Tarun Kumbhar

- 
- 
- 
- 
- 
- 
- 
- 
- 
- 
- 


Signature of HOD
Dept of Pedodontics












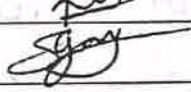
Date :- 9/7/24


Seminar Presentation :-

Presented by :- Topic :- Plaque Control in Children

Presented by : Dr. Shraddha Patil

Attended by

- Dr. Rashmi Jayanna 
- Dr. Swapnil Mhatre 
- Dr. Priyanka Rozdan 
- Dr. Jigar Yadav 
- Dr. Sandeep Sidral 
- Dr. Prerna Barge 
- Dr. Sonali Kajabe 
- Dr. Vaishnavi Patil 
- Dr. Abeli Dambare 
- Dr. Vinod Tangde 
- Dr. Tanvi Kumbhar 
- Dr. Sneha Gangan 


Signature of MOD
Dept of Pedodontics

Date :- 10/7/24

Seminar Presentation

Topic :- Caries Risk Assessment

Presented by :- Dr. Vinod Tangde

Attended by :-

Dr. Rashmi Jayanna	Dehi
Dr. Swapnil Mhatre	
Dr. Priyanka Rozdan	
Dr. Jigar Yadav	
Dr. Sandeep Sidral	
Dr. Krerna Barge	
Dr. Sonali Kajake	
Dr. Vaishnavi Patil	
Dr. Shraddha Patil	
Dr. Aboli Dambare	
Dr. Tarvi Kumbhar	
Dr. Sneha Grangan	

Signature of HOD
Dept of Pedodontics

Date: - 12/7/24

Seminar Presentation

Topic: - Infant oral health care

Presented by: - Dr. Sonali Kajabe

Attended by

Dr. Rashmi Jayanna

Dr. Swapnil Mhatre

Dr. Priyanka Rozdan

Dr. Jigar yadav

Dr. Sandeep Sidral

Dr. Prerna Barge

Dr. Vaishnavi Patil

Dr. Shraddha Patil

Dr. Vinod Tangde

Dr. Aboli Dambare

Dr. Tarvi Kumbhar

Dr. Sneha Gangan

Selvi





Jigar

Sandeep




Vinod



Tarvi

Sneha


Signature of HOD
Dept of Pedodontics

Date :- 15/7/24

Seminar Presentation

Topic :- Restorative Materials in Pediatric Dentistry

Presented by - Dr. Vaishnavi Patil

Attended by

- Dr. Rashmi Jayanna Rishi
- Dr. ~~Prityanka~~ & ~~Sunil~~ Mhatre ~~Prityanka~~
- Dr. Prityanka Rozdan Prityanka
- Dr. Jigar Yadav Jigar
- Dr. Sandeep Sidral Sandeep
- Dr. Prerna Barge Prerna
- Dr. Sonali Kajabe Sonali
- Dr. Shradha Patil Shradha
- Dr. Aboli Dambare Aboli
- Dr. Vinod Tangde Vinod
- Dr. Tanvi Kumbhar Tanvi
- Dr. Sneha Gangan Sneha

Signature of MOD
Dept of Pedodontics

Date :- 18/7/24

Seminar Presentation

Topic :- Specially abled Child Part - I

Presented by :- Dr. Sonali Kajabe

Attended by

Dr. Rashmi Jayanna

Dr. Swapnil Mhatre

Dr. Priyanka Rozdan

Dr. Jigar Yadav

Dr. Sandeep Sidral

Dr. Pooja Barge

Dr. Vaishnavi Patil

Dr. Vinod Taryde

Dr. Shraddha Patil

Dr. Aboli Dambare

Dr. Faru Kumbhar

Dr. Sneha Gangar

[Signature]

[Signature]

[Signature]

[Signature]

[Signature]

[Signature]

[Signature]

[Signature]

[Signature]

[Signature]

[Signature]
Signature of HOD
Dept of Pedodontics

Date :- 19/7/24

Seminar Presentation

Topic :- Caries Vaccine

Presented by :- Dr. Vaishnavi Patil

Attended by

- Dr. Rashmi Jayanna Rishi
- Dr. Swapnil Mhatre ~~_____~~
- Dr. Priyanka Rozdan Pr
- Dr. Jigar Yadav Jigar
- Dr. Sandeep Sidral Samp
- Dr. Preerna Barge ~~_____~~
- Dr. Sonali Kajabe Kajabe
- Dr. Vinod Tangde Vinod
- Dr. Shraddha Patil Sh
- Dr. Abeli Dambare Ab
- Dr. Tarvi Kumbhar Tarvi
- Dr. Sneha Gangan Sneha

Signature of HOD
Dept of Pedodontics

Date - 22/7/24

Seminar Presentation

Topic : Specially abled child Part-2

Presented by : Dr. Sonali Kajabe

Attended by

Dr. Rayhmi Jayanna

Belri

Dr. Swapnil Mhatre

Dr. Priyanka Razdan

Dr. Jigar Yadav

Dr. Sandeep Sidral

Dr. Purna Borge

Dr. Vaishnavi Patil

Dr. Vinod Tangde

Dr. Aboli Dambar

Dr. Shraddha Patil

Dr. Tanvi Kumbhar

Dr. Sneha Gangan

~~Signature~~
~~Sandeep~~
V.Paw
Vinod
~~Signature~~
~~Signature~~
Signature
Signature

Signature of HOD,
Dept of Pedodontic

Date:- 24/7/24

Journal Club Presentation

Topic:- A comparative study to evaluate the effectiveness of Silver Diamine fluoride at different durations of Application in treating Carious primary teeth:
A Randomized trial

Presented by: Dr. Vaishnavi Patil

Attended by

- Dr. Rashmi Jayanna
- Dr. Swapnil Mhatre
- Dr. Priyanka Rozdan
- Dr. Jigar yadav
- Dr. Sandeep Sidral
- Dr. Preena Barge
- Dr. Sonali Kajabe
- Dr. Vinod Tarade
- Dr. Shraddha Patil
- Dr. Aboli Danbare
- Dr. Tarvi Kumbhar
- Dr. Sneha Gargan

Dr. _____
Dr. _____
Dr. _____
Dr. _____
Dr. _____
Dr. _____
Dr. _____
Dr. _____
Dr. _____
Dr. _____
Dr. _____

Signature of HOD
Dept of Pedodontics

Date :- 26/7/24

Journal Club Presentation

Topic :- Prenatal, Natal & Postnatal Risk factors Associated \bar{c} Molar Incisor Hypomineralization : ~~Cross~~ Case - Control Study

Presented by :- Dr. Tarvi Kumbhar

Attended by

- Dr. Rashmi Jayarama Rsh
- Dr. Swapnil Mishra SM
- Dr. Triyanka Banzal TB
- Dr. Tigar Yadav Tigar
- Dr. Sandeep Sidral Sandeep
- Dr. Prerna Barge Prerna
- Dr. Sonali Kajabi Kajabi
- Dr. Vaishnavi Patil V. Patil
- Dr. Vinod Tangle Vinod
- Dr. Shradddha Patil Shradddha
- Dr. Abodi Danbare Abodi
- Dr. Sneha Gangam Sneha

Rsh
Signature of HVP
Dept. of Pedodontics

Date: - 29/7/24

Journal Club Presentation

Topic: - Antibiotic efficacy & safety in young children below the age of four years: An equivalent Parallel randomized control trial

Presented by: Dr. Farvi Kumbhar Sonali Kajabe

Attended by:-

- Dr. Reeshmi Jayanna
- Dr. Swapnil Mhatre
- Dr. Priyanka Bezdar
- Dr. Jigar Yadav
- Dr. Sandeep Sidral
- Dr. Purnvi Barge
- Dr. Vaishnavi Patil
- Dr. Jivud Tayde
- Dr. Shraddha Patil
- Dr. Aboli Baram
- Dr. Tamvi Kumbhar
- Dr. Sneha Gungar

[Handwritten signatures of attendees]



[Signature]
Signature of HOD
Dept. of Pediatrics