

ACTIVITY

REPORTS

&

LIST OF

STUDENTS

SHIVTEJ AROGYA SEVA SANSTHA'S



YOGITA DENTAL COLLEGE AND
HOSPITAL


REGD.NO.MAH/F/-1588/RATNAGIRI

(Recognized by Dental Council of India, New Delhi & Affiliated to Maharashtra University of Health Science, Nashik)

DEPARTMENT OF BIOCHEMISTRY

Analysis of serum and urine, glucose, albumin, ketone bodies, bile salts and pigments is done using test tubes and pipettes.

SR.NO	ACTIVITIES CONDUCTED	SR.NO	ACTIVITIES CONDUCTED
1.	Test of monosaccharides	1.	Colorimetry
2.	Test of disaccharides and osazones	2.	Electrophoresis
3.	Precipitation of proteins	3.	LFT
4.	Color reaction of proteins	4.	KFT
5.	Normal constituent of urine	5.	TFT
6.	Estimation of serum total protein, albumin and A/G ratio		
7.	Estimation of blood urea		
8.	Estimation of blood glucose by enzymatic method		
9.	Estimation of Serum calcium		
10.	Estimation of serum inorganic phosphorus		
11.	Estimation of serum creatinine		
12.	Estimation of urine creatinine		
13.	Estimation of serum cholesterol by enzymatic method		



SHIVTEJ AROGYA SEVA SANSTHA'S



YOGITA DENTAL COLLEGE AND HOSPITAL

REGD.NO.MAH/F/-1588/RATNAGIRI

(Recognized by Dental Council of India, New Delhi & Affiliated to Maharashtra University of Health Science, Nashik)


DEPARTMENT OF PHYSIOLOGY

Practical course of 60 hours in physiology is done as following.

All the procedures included in the university examination and demonstration are conducted in the dept. of physiology.

The undergraduate students utilize the sphygmomanometer apparatus for measuring the blood pressure. The students also use the hemoglobinometer for estimation of haemoglobin levels in blood and compound microscope for analysis of peripheral smear and total count.

SR. NO.	ACTIVITIES CONDUCTED	SR. NO.	ACTIVITIES CONDUCTED
	Part I- HAEMATOLOGY		Part IV: HUMAN PHYSIOLOGY DEMONSTRATION
1.	The microscope and Collection of Blood		Electrocardiography (E.C.G)
2.	Estimation of Haemoglobin content of Blood		Spirometry
3.	W.B.C Count		Part V: EXPERIMENTAL PHYSIOLOGY
4.	R.B.C count	1.	Properties of cardiac muscle-I
5.	Determination of Blood Groups	2.	Properties of cardiac muscle-II
6.	Differential W.B.C count	3.	Properties of cardiac muscle-III
7.	Determination of Bleeding time & Coagulation time	4.	Simple muscle Curve
	Part II- DEMONSTRATIONS	5.	Effect of various strengths of stimuli
1.	Determination of Erythrocyte Sedimentation Rate and Estimation of Packed Cell volume	6.	Effect of load
2.	Anemia & Blood indices	7.	Genesis of Tetanus
3.	Osmotic fragility of red blood cells	8.	Phenomenon of fatigue
4.	Blood transfusion		Part VI: Pulse
	Part III: CLINICAL PHYSIOLOGY		Part VII: Blood Pressure
1.	Introduction to Clinical examination		
2.	Clinical Examination of Arterial Pulse & Estimation of Venous Pressure		
3.	Determination of Arterial Blood Pressure		
4.	Clinical examination of CVS		
5.	Clinical examination of respiratory system		
6.	Artificial Respiration in man		





REGD.NO.MAH/F/-1588/RATNAGIRI

(Recognized by Dental Council of India, New Delhi & Affiliated to Maharashtra University of Health Science, Nashik)

DEPARTMENT OF DENTAL ANATOMY AND HISTOLOGY


PRECLINICAL ACTIVITIES PROPOSED FOR FIRST YEAR STUDENTS

In the department of dental anatomy and histology teaching staff is regularly conducting preclinical activities which are helpful to students to work with basic knowledge in future life.

In department of dental anatomy and dental histology we have plaster and wax models to teach students the minute anatomical landmarks. There are class of tooth like incisors, canines, premolars and molars. Each and every tooth having distinct anatomical detail. Better understanding of landmarks and anatomy of tooth is required when students will do actual treatment on patients and for preclinical works in future

In the department of dental anatomy and histology carving exercise helpful to students to know minute details of each and every tooth. This help in better understanding of anatomy of natural tooth. In carving exercise staff demonstrate to handle carver. Firstly teaching staff gives demonstration to students for carving which start with basic exercise. After that completion of basic exercise the actual tooth carving demonstration given to the students. Department is equipped with wooden table with flat base for easy carving of tooth plus having proper illumination and ventilation.

Activities
❖ Basic orientation of histopathology Laboratory.
❖ Orientation of Normal tooth anatomy with models (physiologic casts and tooth specimens)
❖ Casts identifications for age estimation
❖ Tooth specimen identifications
❖ Basic Orientation of carving
❖ Carving of tooth specimen using wax block
❖ Histology slides to better understand the microscopic details
❖ For visualization of histology slide for teaching minute details of structure to the students



SHIVTEJ AROGYA SEVA SANSTHA'S



YOGITA DENTAL COLLEGE AND
HOSPITAL

REGD.NO.MAH/F/-1588/RATNAGIRI


(Recognized by Dental Council of India, New Delhi & Affiliated to Maharashtra University of Health Science, Nashik)

DEPARTMENT OF PROSTHODONTICS, CROWN AND BRIDGE

STRUCTURED PROGRAM OF PRECLINICAL WORK IN PROSTHODONTICS

1ST YEAR UG PRECLINICAL ACTIVITIES

SR NO	ACTIVITIES CONDUCTED
1	Dental plaster cube
2	Dental stone cube
3	Anatomical landmarks on maxillary and mandible edentulous cast
4	Adaptation of shellac base plate
5	Acrylic baseplate



SHIVTEJ AROGYA SEVA SANSTHA'S



YOGITA DENTAL COLLEGE AND
HOSPITAL


REGD.NO.MAH/F/-1588/RATNAGIRI

(Recognized by Dental Council of India, New Delhi & Affiliated to Maharashtra University of Health Science, Nashik)

STRUCTURED PROGRAM OF PRECLINICAL WORK IN CONSERVATIVE & ENDODONTICS

1ST YEAR UG PRECLINICAL ACTIVITIES

SR NO	ACTIVITIES CONDUCTED
1	Dental plaster cube
2	Dental stone cube
3	Maxillary cast pouring from mould
4	Mandibular cast pouring from mould
5	Pouring of each permanent tooth from moulds





REGD.NO.MAH/F/-1588/RATNAGIRI

(Recognized by Dental Council of India, New Delhi & Affiliated to Maharashtra University of Health Science, Nashik)


DEPARTMENT OF MICROBIOLOGY

To introduce the students to the exciting world of microbes. To make the students aware of various branches of microbiology, importance, significance and contribution of each branch to mankind and other fields of medicine

Sr. No.	Activities conducted	Sr. No.	Activities conducted
1.	Discussion and demonstration Microscope	10.	Streptococcus
2.	Morphology of bacteria	11.	Neisseria
3.	Staining technique- Gram staining	12.	Corynebacterium
4.	Staining technique- Zn staining	13.	Mycobacterium-TB & Atypical
5.	Sterilization and disinfection	14.	Mycobacterium leprae
6.	Principle of diagnostic microbiology-I	15.	Pseudomonas & hospital acquired infections
7.	Principle of diagnostic microbiology-II	16.	Non- sporing anaerobes
8.	Immunological & serological methods	17.	Actinomycetes & nocardia
9.	Staphylococcus		

At the end of the course the Student should have:

1. Acquired the skill to diagnose, differentiate various oral lesions.
2. Should be able to select, collect and transport clinical specimens to the laboratory.
3. Should be able to carry out proper aseptic procedures in the dental clinic.



SHIVTEJ AROGYA SEVA SANSTHA'S



YOGITA DENTAL COLLEGE AND HOSPITAL


REGD.NO.MAH F/-1588/RATNAGIRI

(Recognized by Dental Council of India, New Delhi & Affiliated to Maharashtra University of Health Science, Nashik)

2nd YEAR BDS

DEPARTMENT OF PHARMACOLOGY

SR. NO	EXERCISES
1	A. GENERAL AND MEDICAL SUSPENSING PHARMACY
	1. Dosage form of preparation
	2. Introduction
	3. Prescription Order
	4. Abbreviation
5. Mixture	
2	PHARMACY PRACTICALS OF DENTAL PREPARATION
	1. Astringent gum paint
	2. Condyl's lotion
	3. Simple tooth powder
	4. Simple mouth wash
	5. Obtundant solution
6. Tooth paste	
3	DRUG OF CHOICE Criticism, correction and rewrite



SHIVTEJ AROGYA SEVA SANSTHA'S



YOGITA DENTAL COLLEGE AND
HOSPITAL

REGD.NO.MAH/F/-1588/RATNAGIRI


(Recognized by Dental Council of India, New Delhi & Affiliated to Maharashtra University of Health Science, Nashik)

STRUCTURED PROGRAM OF PLASTER MODEL IN CONSERVATIVE & ENDODONTICS

2nd YEAR UG PRE-CLINICAL EXERCISES

The preclinical phantom lab with micromotor facilities are used for cavity preparation and restoration on simulated typhodont jaw sets by the undergraduate students.

CAVITY	TOOTH
CLASS 1	Maxillary & Mandibular premolar
	Maxillary molar conservative
	Maxillary molar conventional
	Mandibular molar
CLASS 2	Maxillary & Mandibular
	Maxillary molar conservative
	Maxillary molar conventional
	Mandibular molar
MOD	Maxillary & Mandibular molar
	Maxillary & Mandibular premolar
PALATAL EXTENSION	Maxillary molar
BUCCAL EXTENSION	Mandibular molar
CLASS 3	Maxillary central incisor
CLASS 5	Maxillary central incisor



SHIVTEJ AROGYA SEVA SANSTHA'S




YOGITA DENTAL COLLEGE AND HOSPITAL

REGD.NO.MAH/F/-1588/RATNAGIRI

(Recognized by Dental Council of India, New Delhi & Affiliated to Maharashtra University of Health Science, Nashik)

TYPHODONT PRECLINICALS EXERCISES

SR NO	CAVITY	TOOTH NO
1	CLASS 1	Maxillary 1st molar -16
		Maxillary 2nd molar -27
		Mandibular 1st molar- 46
		Mandibular 2nd molar- 37
		Maxillary 1st premolar-14
		Maxillary 2nd premolar -25
		Mandibular 1st premolar-44
		Mandibular 2nd premolar-35
		Mandibular 3rd molar -48
2	CLASS 2	Maxillary 1st molar -16-mo conservative
		Maxillary 1st molar- 26- do conventional
		Mandibular 1st molar-36- mo conventional
		Mandibular 1st molar-46-do conventional
		Maxillary 1st premolar-14- mo conventional
		Mandibular 1st premolar-34-mo conventional
		Mandibular 2nd molar-37- mo conventional
3	MOD	Maxillary 2nd molar- 27
		Mandibular 2nd molar 47
		Maxillary 2nd premolar - 25
		Mandibular 2nd premolar - 45
4	CLASS 5	Maxillary central incisor- 11
		Mandibular 1st molar-46
5	PALATAL EXTENSION	Maxillary 1st molar- 26
6	BUCCAL EXTENSION	Mandibular 1st molar - 36
7	INLAY	Maxillary 1st molar - 16- conventional
		Maxillary 1st molar -26 - conventional
		Mandibular 1st molar - 36
		Mandibular 1st molar -46
		Maxillary 1st premolar - 24
		Mandibular 1st premolar - 44
		Maxillary 2nd molar - 27
		Mandibular 2 nd Molar-47





REGD.NO.MAH/F/-1588/RATNAGIRI

(Recognized by Dental Council of India, New Delhi & Affiliated to Maharashtra University of Health Science, Nashik)


DEPARTMENT OF PROSTHODONTICS, CROWN AND BRIDGE

**STRUCTURED PROGRAM OF PRECLINICAL WORK IN
PROSTHODONTICS**

2nd YEAR UG PRECLINICAL ACTIVITIES

The undergraduate students learn step by step teeth setting and processing of removable and complete dentures.

SR NO	ACTIVITIES CONDUCTED
1	Fabrication of maxillary occlusal rims
2	Fabrication of mandibular occlusal rims
3	Mounting of maxillary & mandibular occlusal rims on 3 point articulator
4	Maxillary anterior teeth arrangement
5	Mandibular anterior teeth arrangement
6	Maxillary posterior teeth arrangement
7	Mandibular posterior teeth arrangement
8	Processing of complete denture



SHIVTEJ AROGYA SEVA SANSTHA'S



YOGITA DENTAL COLLEGE AND
HOSPITAL

REGD.NO.MAH F/-1588/RATNAGIRI

(Recognized by Dental Council of India, New Delhi & Affiliated to Maharashtra University of Health Science, Nashik)

Postgraduate

(3rd year BDS)

DEPARTMENT OF ORAL AND MAXILLOFACIAL PATHOLOGY

In the department of Oral Pathology and Microbiology teaching staff is regularly conducting preclinical activities which are helpful to students to works with basic knowledge in future life.


In department we have pathologic plaster casts and extracted tooth specimens to teach students the abnormal condition in occurs in oral cavity. This help students to identify the pathology in patient's mouth once they reach in clinical department

Department is equipped with binocular microscope with camera attachment. The live image can be project directly onto the desktop with the help of software (MICAP-3.7) for viewing to the students and for teaching components on slides. Better understanding of microscopic details help the students to understand the mechanism behind pathologic conditions. Pathologic condition result into change of normal tissue to abnormal like in case of oral cancer. Also in department monocular and binocular microscope are present for individual viewing of histology slides.

In department histology slides includes hematoxyline and eosin stained slides, and decalcified sectioned slides. Regular viewing and Drawing of histology slides and diagrams helpful to students to better understanding of microscopic details and pathologic changes occur in tissue.

The department is having setup for histopathology which include microtome and other tissue processing and staining equipments. Demonstration of tissue processing helpful to students to understand the mechanism behind the slide preparation and tissue processing.

ACTIVITIES
Basic orientation of histopathology Laboratory
Casts anomalies specimen identifications (pathologic casts)
Tooth anomalies specimen identifications
Pathologic Histology slides to better understand the microscopic details
For visualization of microscopic slide for teaching minute details of structure to the students



SHIVTEJ AROGYA SEVA SANSTHA'S



YOGITA DENTAL COLLEGE AND
HOSPITAL

REGD.NO.MAH/F/-1588/RATNAGIRI

(Recognized by Dental Council of India, New Delhi & Affiliated to Maharashtra University of Health Science, Nashik)

1ST YEAR MDS

PRE-CLINICAL WORK- CONSERVATIVE AND ENDODONTICS

• Preclinical Work on typhodont teeth

1. Class II amalgam cavities
 - a. Conservative preparation -03
 - b. Conventional preparation -03
2. Inlay cavity preparation including wax pattern and casting on premolars and molars- MO,DO,MOD -02
3. Onlay preparation on molars including wax pattern and casting -02
4. Full crown
 - a. Anterior -02
 - b. Posterior -02


(1 each to be processed)

• Preclinical work on natural teeth

1. Wax carving of all permanent teeth
2. Inlay on molars and premolars MO,DO and MOD including wax pattern and casting -05
3. Amalgam cavity preparation
 - a. Conventional -02
 - b. Conservative -02
4. Complex amalgam on molar teeth -02
5. Onlay on molars including wax pattern and casting (1 to be processed) -02
6. Full crown premolars and molars (metals, PFM & ceramic) -04
7. Full crown anterior (PFM, composite & ceramic) -03
8. Veneers anterior teeth -02
9. Composite
 - a. Composite filling (class I,II,III,IV) -05 each
 - b. Inlay (class I, II) -02
 - c. Veneers -02
 - d. Diastema Closure -02
 - e. Angle Biuldups -02

ENDODONTICS:

1. Sectioning of all maxillary and mandibular teeth (vertical and horizontal)
2. Access cavity opening in relation to maxillary and mandibular permanent teeth
3. Access cavity preparation, BMP and Obturation
 - a. Anterior (3 Maxillary and 3 mandibular) -06



SHIVTEJ AROGYA SEVA SANSTHA'S




YOGITA DENTAL COLLEGE AND HOSPITAL

REGD.NO.MAH/F/-1588/RATNAGIRI

(Recognized by Dental Council of India, New Delhi & Affiliated to Maharashtra University of Health Science, Nashik)

- | | |
|--|-----|
| - Conventional prep. | -02 |
| - Step back | -02 |
| - Crown down | -02 |
| - Obturation | -03 |
| (2 lateral compaction and 1 thermoplasticized) | |
| b. Premolar | -04 |
| (2 upper and 2 lower) obturation 1 each | |
| c. Molar | -06 |
| (3 upper- 2 first molars and 1 second molar
3 lower- 2 first molars and 1 second molar) obturation 1 each | |
| 4. Post and Core preparation and fabrication in relation to anterior and posterior teeth | |
| a. Anterior 10 (cast post 5 and prefabricated post 5) | |
| b. Posterior 05 (cast post 2 and prefabricated post 5) | |
| 5. Removable dies | -04 |

Note: Technique work to be completed in the first 4 months.



SHIVTEJ AROGYA SEVA SANSTHA'S




YOGITA DENTAL COLLEGE AND
HOSPITAL

REGD.NO.MAH/F/-1588/RATNAGIRI

(Recognized by Dental Council of India, New Delhi & Affiliated to Maharashtra University of Health Science, Nashik)

1ST YEAR MDS PRE-CLINICAL PERIODONTOLOGY ACTIVITES

Sr. No.	Exercises
	<p>Pre-Clinical work</p> <ol style="list-style-type: none">1. Incision and suturing technique on typodont models2. Fabrication of bite guards and splints3. Occlusal adjustment on the casts mounted on the articulator4. X-ray technique and interpretation5. Local anesthetic technique6. Identification of common periodontal instruments.7. Learn science of periodontal instruments maintenance (sharpening, sterilization and storage)8. Concept of biological width9. Typodont exercises<ol style="list-style-type: none">i) Class II filling with band and wedge applicationii) Crown cutting



SHIVTEJ AROGYA SEVA SANSTHA'S



YOGITA DENTAL COLLEGE AND
HOSPITAL

REGD.NO.MAH/F/-1588/RATNAGIRI

(Recognized by Dental Council of India, New Delhi & Affiliated to Maharashtra University of Health Science, Nashik)

1ST MDS ORTHODONTICS

PRE – CLINICAL EXERCISES


(Completed within 6 months) A general outline of the type of exercises is given here:

1. General Wire bending exercises to develop the manual dexterity.
2. Clasps, Bows and springs used in the removable appliances.
3. Soldering and welding exercises.
4. Fabrication of removable, habit breaking, mechanical and functional appliances, also all types of space maintainers and space regainers.
5. Bonwill Hawley Ideal arch preparation.
6. Construction of orthodontic models trimmed and polished.
7. Cephalometric tracing and various Analyses, also superimposition methods –
8. Fixed appliance typodont exercises
 - a) Training shall be imparted in one basic technique i.e. Standard Edgewise / Begg technique or its derivative / Straight wire etc., with adequate exposure to other techniques.
 - b) Typodont exercise • Band making • Bracket positioning and placement • Different stages in treatment appropriate to technique taught
9. Clinical photography
10. Computerized imaging
11. Preparation of surgical splints, and splints for TMJ problems.
12. Handling of equipment like vacuum forming appliances and hydro solder etc.

Basic Pre-Clinical Exercise Work for the MDS Students:

First 6 months

1. Non-Appliance exercises



SHIVTEJ AROGYA SEVA SANSTHA'S



YOGITA DENTAL COLLEGE AND HOSPITAL

REGD.NO.MAH/F/-1588/RATNAGIRI

(Recognized by Dental Council of India, New Delhi & Affiliated to Maharashtra University of Health Science, Nashik)


Sr. no.	Exercises	No.
1.	Straightening of 6" & 8" long wire	1
2.	Square	1
3.	Rectangle	1
4.	Triangle of 2" side	1
5.	Circle of 2" side	1
6.	Bending of 5 U's	1
7.	Bending of 5 V's	1

2. Clasps:

Sr. no.	Exercises	No.
1.	$\frac{3}{4}$ Clasps	2
2.	Full clasp	2
3.	Triangular Clasps	2
4.	Adam's clasp- upper molar	2
5.	Adam's clasp- lower molar	2
6.	Adam's clasp- pre-molar	2
7.	Modification of Adam's – With Helix	2
8.	Modification of Adam's – With distal extension	2
9.	Modification of Adam's – With soldered tube	2
10.	Southend Clasp	1
11.	Duyzing clasps on molars	2

3. Labial Bows:

Sr. no.	Exercises	No.
1.	Short labial bow (upper & lower)	1
2.	Long labial bow (upper & lower)	1
3.	Robert's Retractor	1
4.	High labial bow-with apron spring's	1
5.	Mill's labial bow	1
6.	Reverse loop labial bow	1



SHIVTEJ AROGYA SEVA SANSTHA'S



YOGITA DENTAL COLLEGE AND HOSPITAL

REGD.NO.MAH/F/-1588/RATNAGIRI

(Recognized by Dental Council of India, New Delhi & Affiliated to Maharashtra University of Health Science, Nashik)

7.	Lip bumper
8.	Splint for Bruxism
9.	Catalans appliance
10.	Activator
11.	Bionator
12.	Frankel-FR 1& 2 appliance
13.	Twin block
14.	Lingual arch
15.	TPA
16.	Quad helix
17.	Bihelix
18.	Utility arches
19.	Pendulum appliance

7. Soldering exercises:

Sr. no.	Exercises	No.
1.	Star	1
2.	Comb	1
3.	Christmas tree	1
4.	Soldering buccal tube on molar bands	1

8. welding Exercises


Sr. no.	Exercises
1.	Pinching and welding of molar, canine and incisor bands
2.	Welding of buccal tube and brackets on molar bands and incisor bands

9. impression of upper and lower arches in alginate

10. study model preparation

11. model analysis

Sr. no.	Exercises
1.	Impression of upper and lower dental arches



SHIVTEJ AROGYA SEVA SANSTHA'S



YOGITA DENTAL COLLEGE AND
HOSPITAL

REGD.NO.MAH/F/-1588/RATNAGIRI

(Recognized by Dental Council of India, New Delhi & Affiliated to Maharashtra University of Health Science, Nashik)

2.	Preparation of study model-I And all the permanent dentition analyses to be done
3.	Preparation of study model-II And all the permanent dentition analyses to be done
4.	Preparation of study model-III And all the permanent dentition analyses to be done


12. Cephalometrics:

Sr. no.	Exercises
1.	Lateral cephalogram to be traced in five different colors and super imposed to see the accuracy of tracing
2.	Steiner's analysis
3.	Down's analysis
4.	Tweed's analysis
5.	Rickett's analysis
6.	Burrstone analysis
7.	Rakosi's analysis
8.	Mc Namara analysis
9.	Bjork analysis
10.	Coben's analysis
11.	Harvold's analysis
12.	Soft tissue analysis – Holdaway and Burstone

13. Basics of Clinical Photography including Digital Photography

14. Light wire bending exercises for the Begg technique

Sr. no.	Exercises
1.	Wire bending technique on 0.016' wire circle "Z" omega



SHIVTEJ AROGYA SEVA SANSTHA'S



YOGITA DENTAL COLLEGE AND HOSPITAL


REGD.NO.MAH/F/-1588/RATNAGIRI

(Recognized by Dental Council of India, New Delhi & Affiliated to Maharashtra University of Health Science, Nashik)

2.	Bonwill- Hawley diagram
3.	Making a standard arch wire
4.	Inter maxillary hooks- Boot leg & inter maxillary type
5.	Upper and lower arch wire
6.	Bending a double back arch wire
7.	Bayonet bends (vertical and horizontal offsets)
8.	Stage-III arch wire
9.	Torquing auxiliary (upper)
10.	Reverse Torquing (lower)
11.	Up righting spring

15. Typhodont Exercises:

Sr. No.	Exercises
1.	Teeth setting in Class-II division I malocclusion with maxillary anterior Proclination and mandibular anterior crowding
2.	Band pinching, welding brackets and buccal tubes to the bands
3.	Stage-I
4.	Stage-II
5.	Pre stage-III
6.	Stage-III



SHIVTEJ AROGYA SEVA SANSTHA'S



YOGITA DENTAL COLLEGE AND HOSPITAL


REGD.NO.MAH/F/-1588/RATNAGIRI

(Recognized by Dental Council of India, New Delhi & Affiliated to Maharashtra University of Health Science, Nashik)

Structured Program for Pre-clinical Prosthodontics for 1st MDS

COMPLETE DENTURE

Sr. No.	Exercises	
1.	Preparation of cube using dental plaster	3 nos
2.	Preparation of cube using dental stone	3 nos
3.	Preparation of cast from module using dental plaster	3 nos
4.	Pouring of preliminary impression with dental plaster using wax beading and boxing method	1 pair
5.	Primary impression using irreversible hydrocolloid impression material	1 pair
6.	Primary impression using irreversible hydrocolloid impression material	1 pair
7.	Pouring of preliminary impression with dental plaster using inversion technique	1 pair
8.	Making of anatomical landmarks on primary cast	1 pair
9.	Preparation of special trays <u>Shellac base plate</u> <ul style="list-style-type: none"> • Reinforced with acrylic • Reinforced with Compound • Reinforced with wire <u>Autopolymerising resin</u> <ul style="list-style-type: none"> • Full spacer T- spacer • I-spacer • Double spacer 	1 pair 1 pair 1 pair 1 pair 1 pair 1 pair
10.	Preparation of temporary denture base <ul style="list-style-type: none"> • Shellac base plate • Autopolymerising resin 	1 pair 1 pair
11.	Preparation of denture base Heat cure denture base	1 pair
12.	Preparation of occlusal rims	1 pair
13.	Mounting of occlusal rims arrangement of teeth in class I pair relation	1 pair
14.	Acrylization of trial denture	2 pair
15.	Laboratory remount and selective grinding	1 pair
16.	Repair of complete denture	Maxillary/mandibular
17.	Mounting of occlusal rims and arrangement of teeth in class II relation	1 pair
18.	Acrylization of trial denture 1 pair	1 pair
19.	Laboratory remount and selective grinding	1 pair
20.	Mounting of occlusal rims and arrangement of teeth in class III relation (Anterior edge to edge, posterior cross bite occlusion.)	1 pair



SHIVTEJ AROGYA SEVA SANSTHA'S



YOGITA DENTAL COLLEGE AND HOSPITAL

REGD.NO.MAH/F/-1588/RATNAGIRI


(Recognized by Dental Council of India, New Delhi & Affiliated to Maharashtra University of Health Science, Nashik)

BALANCED OCCLUSION

Sr. No.	Exercises	
1.	Preparation of temporary denture base	1 pair
2.	Preparation of occlusal rims	1 pair
3.	Mounting of occlusal rims and arrangement of teeth in class relation.	1 Pair
4.	Zeroing of articulator	1 pair
5.	Balanced occlusion done.	1 pair

REMOVABLE PARTIAL DENTURE

Sr. No.	Exercises	
1.	Preparation of partially edentulous models for kennedy class I to class II situations	Each 1
2.	Surveying and designing of various components <ul style="list-style-type: none">• Class I• Class II• Class III• Class IV• Modification	1 No. 1 No. 1 No. 1 No. 1 No.
3.	Wax patterns on cast <ul style="list-style-type: none">• Class I• Class II• Class III• Class IV	1 No. 1 No. 1 No. 1 No.
4.	Casting and finishing of metal framework Class / class II	
5.	Acrylization on metal framework Class I/ class II	



SHIVTEJ AROGYA SEVA SANSTHA'S



YOGITA DENTAL COLLEGE AND HOSPITAL

REGD.NO.MAH/F/-1588/RATNAGIRI


(Recognized by Dental Council of India, New Delhi & Affiliated to Maharashtra University of Health Science, Nashik)

FIXED PARTIAL DENTURE

Sr. No.	Exercises	
1.	Preparation of teeth on typodont teeth for, 1. Preparation on maxillary central incisor for porcelain fused to metal crown. 2. Preparation on maxillary central incisor for metal crown with ceramic facing. 3. Preparation on maxillary lateral incisor for porcelain jacket crown 4. Preparation on maxillary canine for 3/4 th crown. 5. Preparation on maxillary premolar for 4/5 th crown. 6. Preparation on maxillary premolar for PFM crown. 7. Preparation on maxillary molar for PFM crown. 8. Preparation on maxillary molar for 7/8 th crown. 9. Preparation on mandibular molar for 4/5 crown. 10. Preparation on mandibular molar 1 no for mesial-half crown. 11. Maxillary posterior 3-unit bridge. 12. Mandibular posterior 3-unit bridge. 13. Preparation on maxillary anteriors for ceramic laminates. 14. Inlay 15. onlay	1 no. 1 no. 1 no. 1 no. 1 no. 1 no. 1 no. 1 no. 1 no. 1 no. 1 no. 1 no. 1 no. 1 no. 1 no. 1 no. 1 no. 1 no.
2.	Fabrication of provisional restoration single crown	1 no.
3.	Fabrication of provisional restoration bridges	1 no.
4.	Making impressions -Putty reline technique -Multiple mix technique	
5.	Preparation of working casts with removable dies	
6.	Fabrication of porcelain fused to metal crowns.	
7.	Fabrication of bridges -Anterior -Posterior	1 no. 1 no.
8.	Fabrication of various pontic wax patterns.	1 no.
9.	Post and core crowns on extracted teeth. -Anterior -Posterior	1 no. 1 no.

MAXILLOFACIAL PROSTHESIS

Sr. No.	Exercises	
1.	Facial impressions	1 no
2.	Nose impression	1 no
3.	Eye impression	1 no
4.	Ear impression	1 no
5.	Hand impression	1 no.
6.	Finger impression	1 no.



SHIVTEJ AROGYA SEVA SANSTHA'S



YOGITA DENTAL COLLEGE AND HOSPITAL

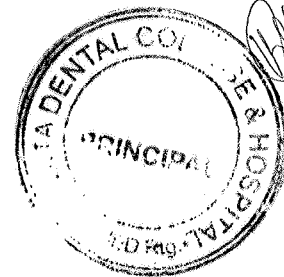
REGD.NO.MAH/F/-1588/RATNAGIRI

(Recognized by Dental Council of India, New Delhi & Affiliated to Maharashtra University of Health Science, Nashik)

DEPARTMENT OF PEDODONTICS & PREVENTIVE DENTISTRY

1ST PG PRE-CLINICAL EXERCISES

Sr no.	Exercises
1.	Permanent teeth Carving
2.	Deciduous teeth Carving.
3.	Basic Wire Bending
4.	Wire Bending Exercise
5.	Appliances
6.	Cavity Preparation
7.	Cephalometric analysis
8.	Banding Exercise
9.	Splinting Exercise
10.	Caries index
11.	Oral hygiene index
12.	Model Analysis
13.	Tooth sectioning
14.	Suturing exercise
15.	Access opening exercise
16.	Non-functional removable appliances
17.	Space maintainer appliance



SHIVTEJ AROGYA SEVA SANSTHA'S




YOGITA DENTAL COLLEGE AND HOSPITAL


REGD.NO.MAH/F/-1588/RATNAGIRI

(Recognized by Dental Council of India, New Delhi & Affiliated to Maharashtra University of Health Science, Nashik)

BIOCHEMISTRY LABORATORY



SHIVTEJ AROGYA SEVA SANSTHA'S


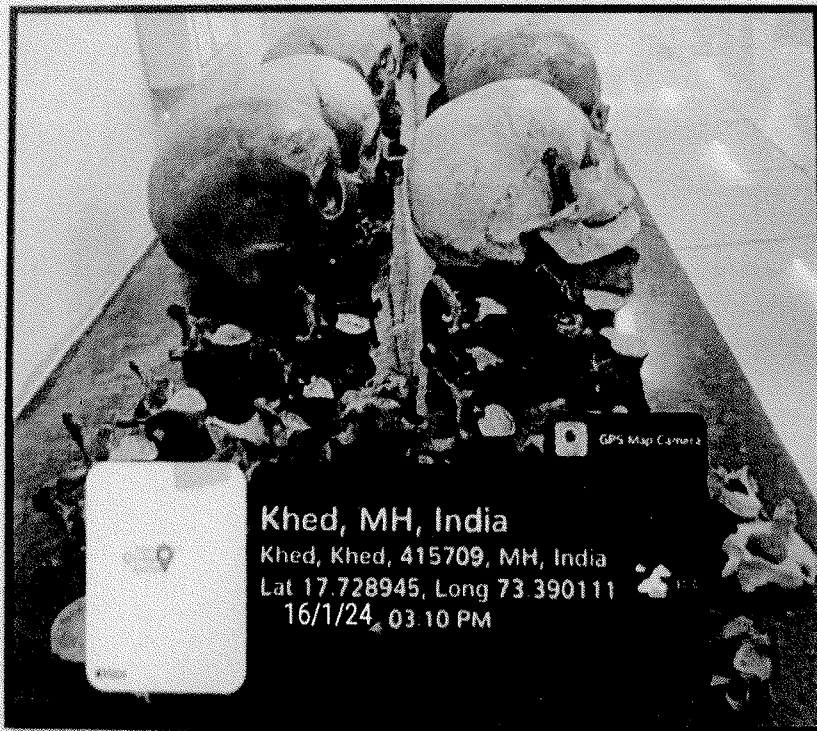
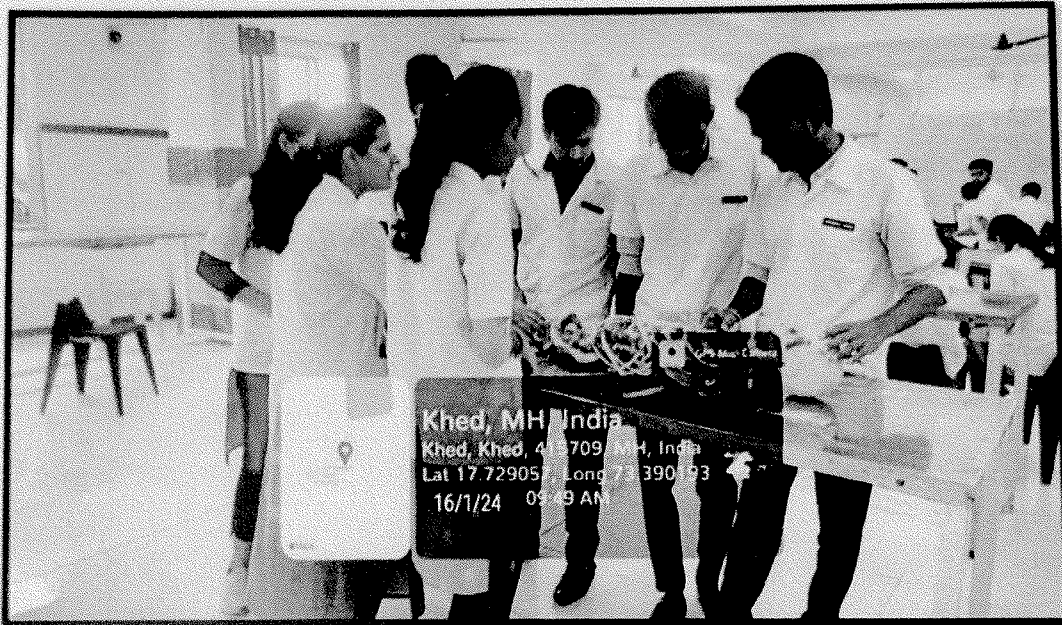


YOGITA DENTAL COLLEGE AND HOSPITAL

REGD.NO.MAHF/-1588/RATNAGIRI

(Recognized by Dental Council of India, New Delhi & Affiliated to Maharashtra University of Health Science, Nashik)

DEPARTMENT OF GENERAL HUMAN ANATOMY



SHIVTEJ AROGYA SEVA SANSTHA'S



YOGITA DENTAL COLLEGE AND HOSPITAL

REGD.NO.MAH/F/-1588/RATNAGIRI


(Recognized by Dental Council of India, New Delhi & Affiliated to Maharashtra University of Health Science, Nashik)

DEPARTMENT OF PHYSIOLOGY



Signature

SHIVTEJ AROGYA SEVA SANSTHA'S





YOGITA DENTAL COLLEGE AND HOSPITAL

REGD.NO.MAH/F/-1588/RATNAGIRI

(Recognized by Dental Council of India, New Delhi & Affiliated to Maharashtra University of Health Science, Nashik)

DENTAL ANATOMY AND HISTOLOGY LABORATORY




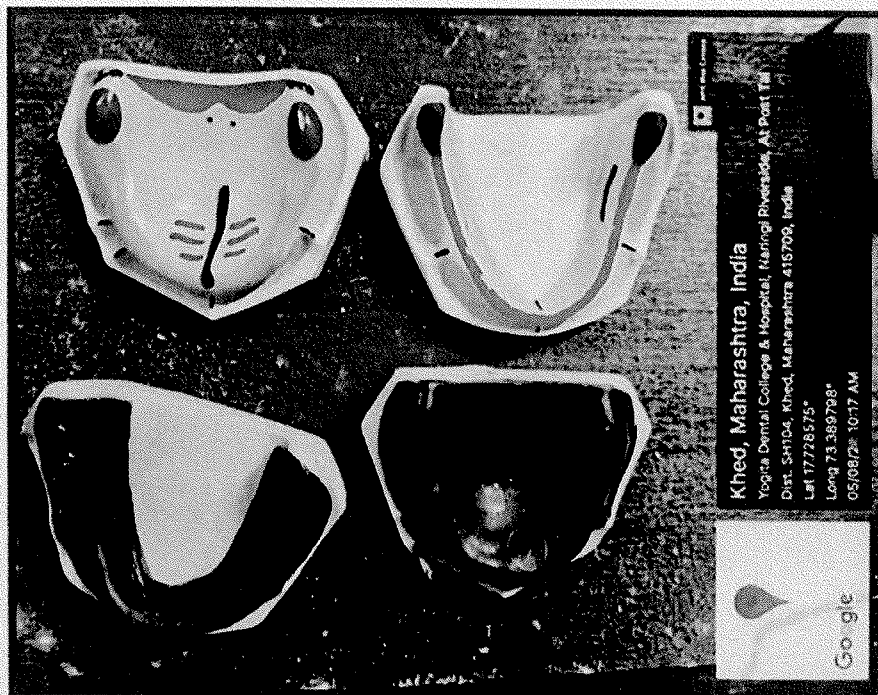



YOGITA DENTAL COLLEGE AND HOSPITAL

REGD.NO.MAH/F/-1588/RATNAGIRI

(Recognized by Dental Council of India, New Delhi & Affiliated to Maharashtra University of Health Science, Nashik)

PRE-CLINICAL PROSTHODONTICS, CROWN AND BRIDGE LABORATORY






YOGITA DENTAL COLLEGE AND HOSPITAL

REGD.NO.MAH/F/-1588/RATNAGIRI

(Recognized by Dental Council of India, New Delhi & Affiliated to Maharashtra University of Health Science, Nashik)

PRECLINICAL WORK IN CONSERVATIVE & ENDODONTICS LABORATORY



Khed, Maharashtra, India


Yogita Dental College & Hospital, Naringi Riverside, At Post

Tal Dist. SH104, Khed, Maharashtra 415709, India

Lat 17.728985°

Long 73.389826°

30/07/23 12:18 PM



Khed, Maharashtra, India


Yogita Dental College & Hospital, Naringi Riverside, At Post Tal Dist. SH104,

Khed, Maharashtra 415709, India


Lat 17.728866°

Long 73.389978°

11/07/23 10:15 AM



SHIVTEJ AROGYA SEVA SANSTHA'S


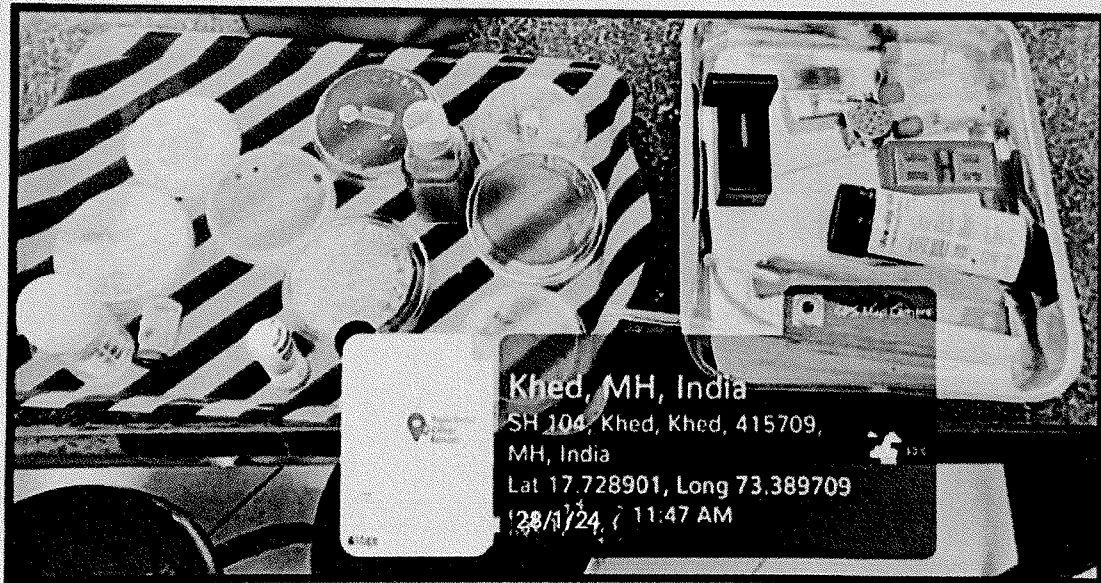



YOGITA DENTAL COLLEGE AND HOSPITAL


REGD.NO.MAH/F/-1588/RATNAGIRI

(Recognized by Dental Council of India, New Delhi & Affiliated to Maharashtra University of Health Science, Nashik)

MICROBIOLOGY LABORATORY



SHIVTEJ AROGYA SEVA SANSTHA'S


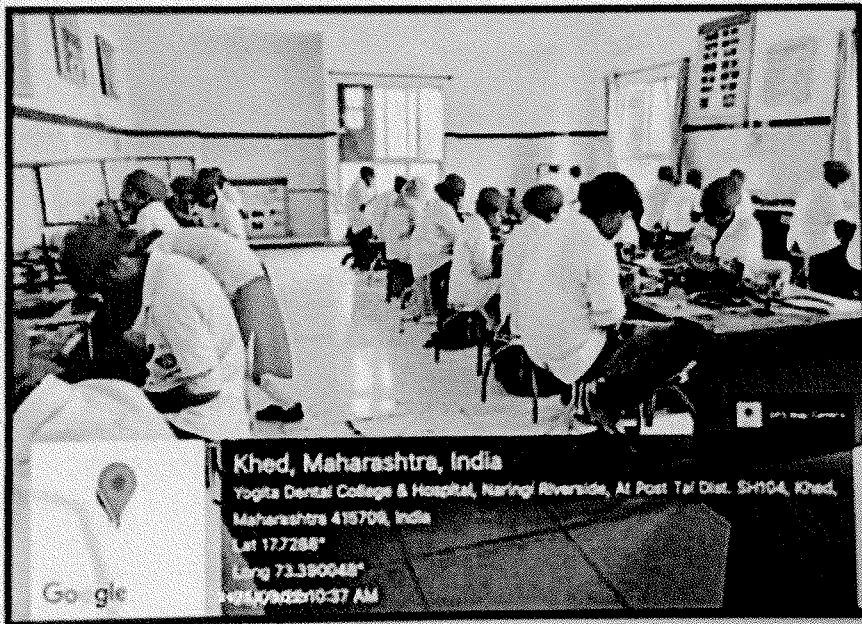
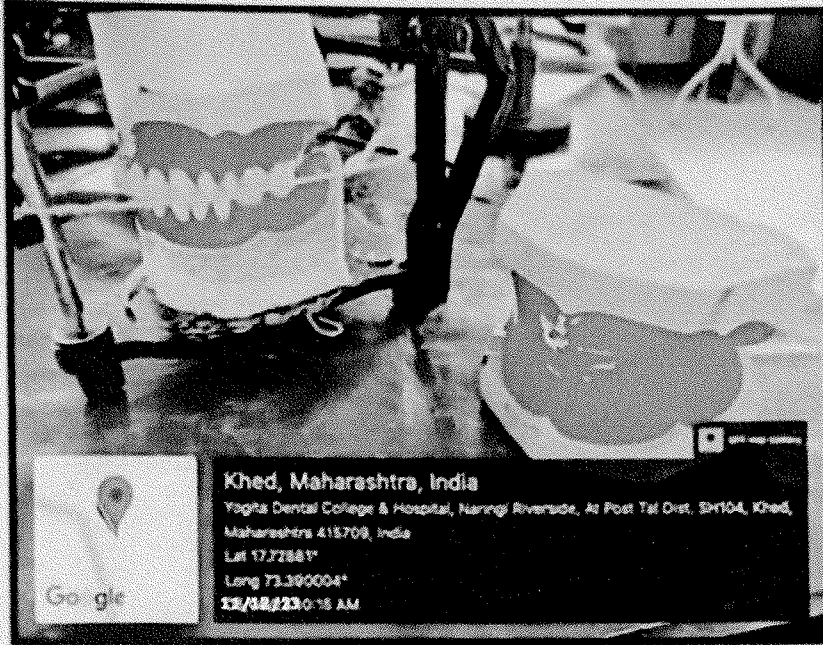


YOGITA DENTAL COLLEGE AND HOSPITAL

REGD.NO.MAH/T/-1588/RATNAGIRI

(Recognized by Dental Council of India, New Delhi & Affiliated to Maharashtra University of Health Science, Nashik)

2nd YEAR UG PRECLINICAL PROSTHODONTICS



SHIVTEJ AROGYA SEVA SANSTHA'S






YOGITA DENTAL COLLEGE AND HOSPITAL

REGD. NO. MAH/F/-1588/RATNAGIRI

(Recognized by Dental Council of India, New Delhi & Affiliated to Maharashtra University of Health Science.)

PEDODONTICS AND PREVENTIVE DENTISTRY LAB



SHIVTEJ AROGYA SEVA SANSTHA'S




**YOGITA DENTAL COLLEGE AND
HOSPITAL**

REGD NO MAH/F/-1588/RATNAGIRI

(Recognized by Dental Council of India, New Delhi & Affiliated to Maharashtra University of Health Science, Nashik)

DEPARTMENT OF ORTHODONTICS



SHIVTEJ AROGYA SEVA SANSTHA'S






YOGITA DENTAL COLLEGE AND HOSPITAL

REGD.NO.MAI/F/-1588/RATNAGIRI

(Recognized by Dental Council of India, New Delhi & Affiliated to Maharashtra University of Health Science, Na

PG PRE-CLINICAL ORTHODONTICS



SHIVTEJ AROGYA SEVA SANSTHA'S



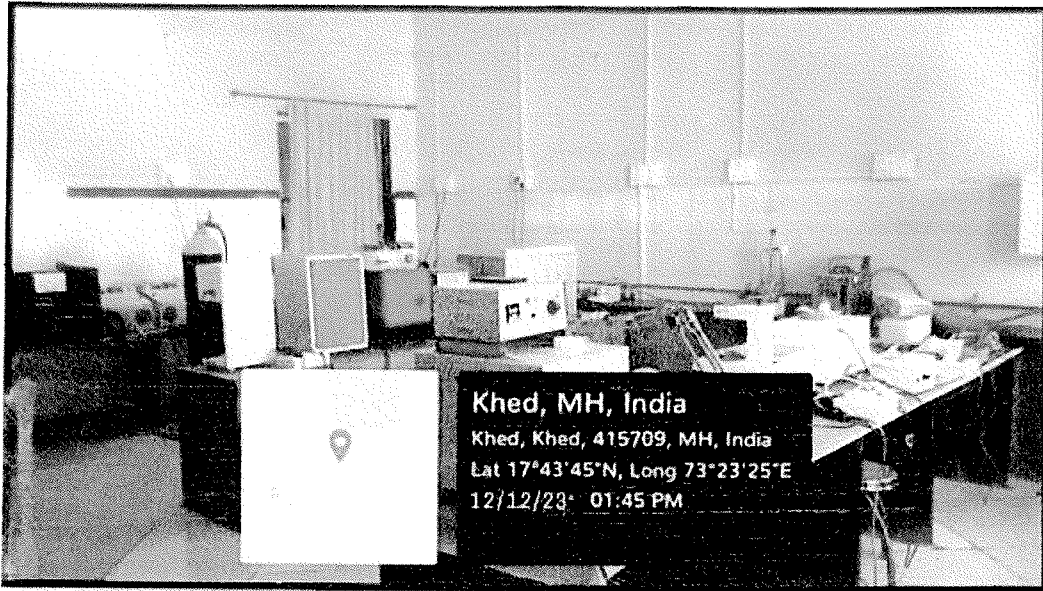


YOGITA DENTAL COLLEGE AND HOSPITAL

REGD.NO.MAH/F/-1588/RATNAGIRI

(Recognized by Dental Council of India, New Delhi & Affiliated to Maharashtra University of Health Science, Nasik)

PG PRE-CLINICAL PROSTHODONTICS CROWN AND BRIDGE



SHIVTEJ AROGYA SEVA SANSTHA'S

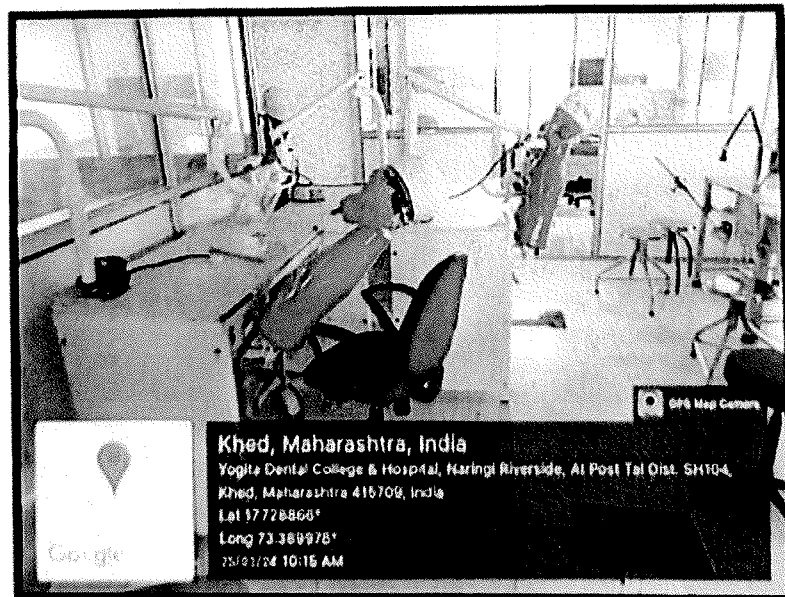



YOGITA DENTAL COLLEGE AND HOSPITAL

REGD.NO.MAH/F/-1588/RATNAGIRI

(Recognized by Dental Council of India, New Delhi & Affiliated to Maharashtra University of Health Science, Nashik)

PG PRE-CLINICAL CONSERVATIVES & ENDODONTICS LAB



SHIVTEJ AROGYA SEVA SANSTHA'S




YOGITA DENTAL COLLEGE AND HOSPITAL


REGD NO MAH/F/-1588/RATNAGIRI

(Recognized by Dental Council of India, New Delhi & Affiliated to Maharashtra University of Health Science, Nashik)

2nd YEAR UG PRE-CLINICAL CONSERVATIVE & ENDODONTICS



SHIVTEJ AROGYA SEVA SANSTHA'S



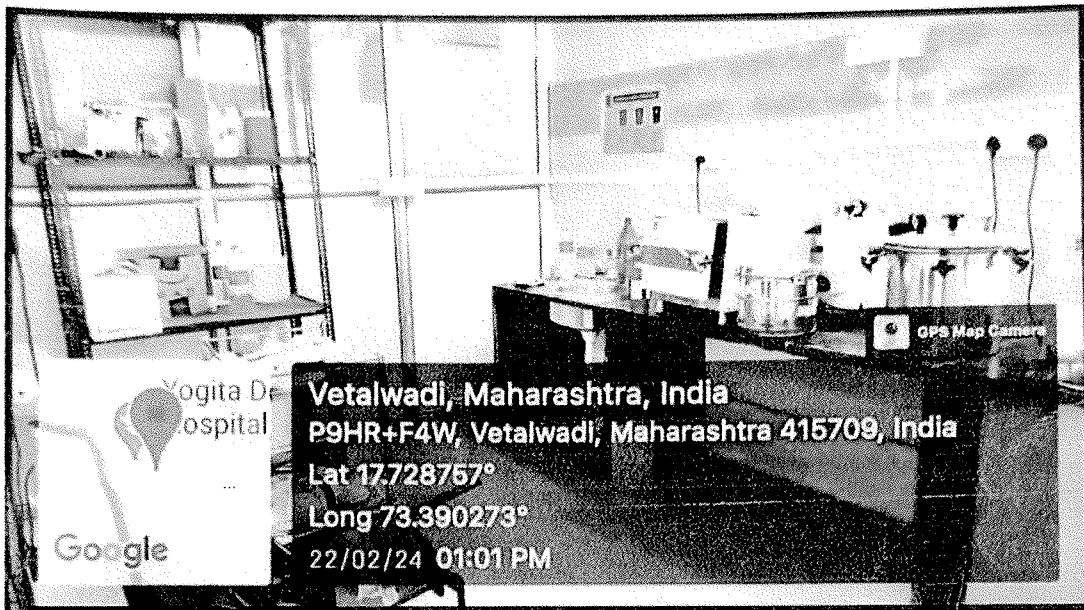


YOGITA DENTAL COLLEGE AND HOSPITAL


REGD.NO.MAH/F/-1588/RATNAGIRI

(Recognized by Dental Council of India, New Delhi & Affiliated to Maharashtra University of Health Science, Na

PG PRE-CLINICAL PERIODONTOLOGY



SHIVTEJ AROGYA SEVA SANSTHA'S

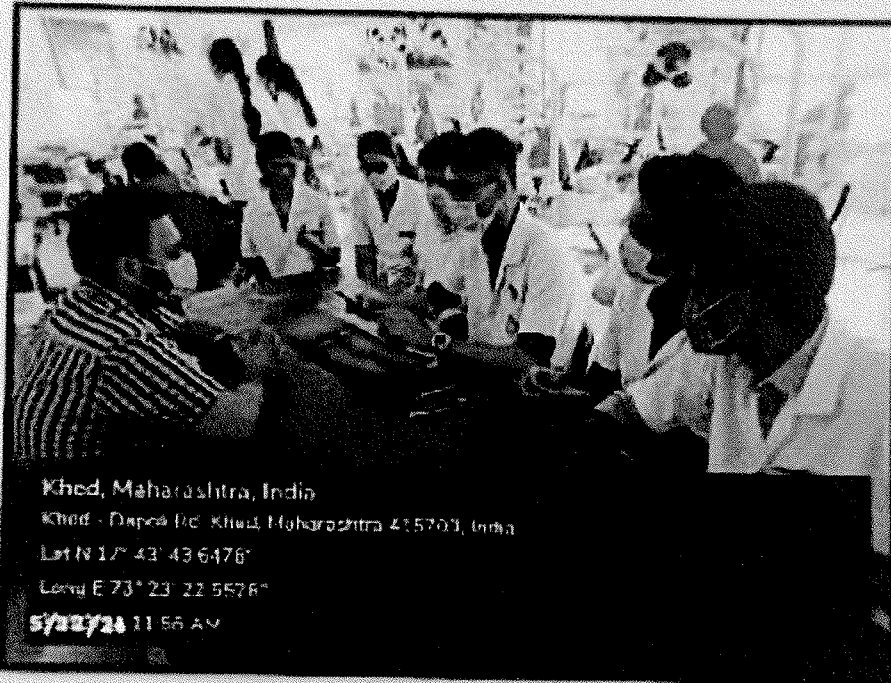


YOGITA DENTAL COLLEGE AND HOSPITAL

REGD. NO. MAHT/-1588/RATNAGIRI

(Recognized by Dental Council of India, New Delhi & Affiliated to Maharashtra University of Health Science, Nashik)

PEDODONTICS & PREVENTIVE DENTISTRY LABORATORY



SHIVTEJ AROGYA SEVA SANSTHA'S




YOGITA DENTAL COLLEGE AND HOSPITAL

REGD.NO.MAH/F/-1588/RATNAGIRI

(Recognized by Dental Council of India, New Delhi & Affiliated to Maharashtra University of Health Science, Nashik)

Yogita Dental College and Hospital, Khed	
1 st Year BDS 2023-24	
Sr. No.	STUDENTS NAME
1	AKANKSHA D DIWATE
2	AMALE KUSHAL SAMADHAN
3	AVALEKAR RAJGAURI DADASO
4	BARJE SARTHAK DINESH
5	BERDE OMKAR SUDESH
6	BHALSHANKAR SEJAL RAJESH
7	BHANUSHALI KHUSHI KANAIYA
8	BHISE ASMI SHRIRAM
9	BHOITE RIDDHI RATAN
10	BHOSALE CHIRAG SACHIN
11	BHOSALE SEJAL DILIP
12	BONDARE ZUBIYA ZUBAIR
13	BUGADE SUKANYA RAGHAVENDRA
14	CHAUBAL SANA SAMEER
15	CHAVAN SANIYA SANTOSH
16	DALVI NEHA FAIZ
17	DALWAI ZOYA BASHIR
18	DANGE SAMRUDDHI AJIT
19	DESHMUKH SANSKRUTI UMAKANT
20	DHATUNDE SIMRAN BAJARANG
21	DHEKALE MANASI SATISH
22	EKAL PIYUSHA YUVRAJ
23	GADADE ASHUTOSH SANJAY
24	GHAG JANHAVI RAJENDRA
25	GHANEKAR ASHLESHA SHRIKRISHNA
26	GIRME SHREYA DATTATRAY
27	GITE ASMITA DILIP
28	GOKHALE LAVANYA KIRAN
29	GORE ADITI VITTHAL
30	GOTARNE UPASNA SHIVRAM
31	GUNDE VED AVINASH
32	HAJARE SUYASH SANTOSH
33	HARAD RUTIKA VINOD
34	HARAD SAKSHI SURESH
35	HAWALDAR ARSHIYA YAKUB
36	JADHAV POONAM NARENDRA
37	JADHAV PRAJAKTA POPAT
38	JADHAV SANJANI MANSING
39	JADHAV VEDANG VIJAY
40	JAGDALE MANSI ASHOK



SHIVTEJ AROGYA SEVA SANSTHA'S




YOGITA DENTAL COLLEGE AND HOSPITAL

REGD.NO.MAH/F/-1588/RATNAGIRI

(Recognized by Dental Council of India, New Delhi & Affiliated to Maharashtra University of Health Science, Nashik)

41	JAGTAP ADITYA VIJAY
42	JAIN KRIYA PANKAJ
43	JAISWAR MANASI CHANDRIKAPRASAD
44	JANKAR SAKSHI SHANKAR
45	JOSHI ATHARVA SANDEEP
46	KADAM CHIRAG MARUTI
47	KADAM URMILA RAJENDRA
48	KADIRI AFREEN MUKHTAR
49	KAMBLE DIKSHA RAVICHANDRA
50	KAMBLE SRUSHTI RAJU
51	KHARMATE BHUMIKA BHAUSAHEB
52	KHILJI LUBNA ZAHIRUDDIN
53	KOKARE SONALI SANTOSH
54	KOLEKAR MEGHA UTTAM
55	KORGAONKAR SALONI SANDESH
56	KSHIRSAGAR SHRAVANI SANTOSH
57	KULKARNI KETKI AMOD
58	MANE DHANASHRI SUDHIR
59	MHASKAR JEEHANA AZEEM
60	MHASKE POOJA SANDIP
61	MOTE MANSI TARASING
62	MULANI ADIL SATTAR
63	MULLA RAYYAN MUZAFFER
64	MURUDKAR SHRAVANI JAGANNATH
65	NIKAM OM UMESH
66	NIMSE PAYAL SANTOSH
67	NOUF ALTAMASH MUKADAM
68	PARANGE SANIYA SANTOSH
69	PATIL PRACHI RAVINDRA
70	PATIL PRACHI VISHWANATH
71	PATIL PRATIKSHA AMAR
72	PATIL PRATIKSHA SURESH
73	PATIL SHRADDHA SHRIKANT
74	PATIL VAISHNAVI AMOL
75	PATIL VAISHNAVI VIKAS
76	PAWAR GAURAV CHHAGAN
77	POL HARSHAL VITTHAL
78	PURI RUTUJA JAGDISH
79	RAHI MHATRE
80	RATHOD PRAVIN BABASAHEB
81	RAUT MAYUR MOHAN
82	SANAP SHRUTI RAJENDRASINH
83	SAWANT NISHANT SUHAS



SHIVTEJ AROGYA SEVA SANSTHA'S




YOGITA DENTAL COLLEGE AND HOSPITAL

REGD.NO.MAH/F/-1588/RATNAGIRI

(Recognized by Dental Council of India, New Delhi & Affiliated to Maharashtra University of Health Science, Nashik)

84	SHEIKH MARIYA MOH RAFI
85	SHINDE NEEL SACHIN
86	SIRAT FARUK RUMANE
87	SONAWANE NIYATI RAVINDRA
88	TAMORE ARPITA SACHIN
89	TEMBE NIPUNIKA RANJIT
90	THAKUR SRUSHTI SUNIL
91	TIBILE SANSKAR SAMBHAJI
92	TISEKAR LAMEES ATAULLAH
93	VAJARATKAR PADMAN PRASHANT
94	VHATKAR SIDDHESH RAVINDRA
95	WAGHMARE SIDDHANT MANOJKUMAR
96	WANKHEDE LAVANYA JAYANT
97	WAYAL AMIT PARAJI
98	YADAV YASH SADANAND
99	BHADAKAWAD VIDULA VINAYAK
100	MASAL TANVI VIKARAM
101	BRAMHANE SAKSHI DADASAHEB
102	GHUGE DIPALI ANGADRAO



SHIVTEJ AROGYA SEVA SANSTHA'S




YOGITA DENTAL COLLEGE AND HOSPITAL

REGD.NO.MAH/F/-1588/RATNAGIRI

(Recognized by Dental Council of India, New Delhi & Affiliated to Maharashtra University of Health Science, Nashik)

Yogita Dental College and Hospital, Khed	
2 nd Year BDS 2023-24	
Sr. No.	STUDENTS NAME
1	BHARATI SANDYA KALYANKUMAR
2	LAGU TANUSHREE SANTOSH
3	PATIL VRUSHALI KUNDAN
4	HIWALE SHRADDHA RAJU
5	GADADE MAYURI LAXMAN
6	THEMBHEKAR ISHA KANCHAN
7	PARADHI MEGHA MAHESH
8	DIVECHA DEVANSHI YOGESH
9	GADEKAR POOJA RAJARAM
10	CHOUGALE PRATIK BABASO
11	SHINDE ANJALI SACHIN
12	MANGAONKAR MAHEK JAVEED
13	BHANUSHALI ASHA RAJESH
14	KALE KSHITIJA HEMANT
15	SAWALE PRANJALI SANJAY
16	THORAT SAYALI DIPAK
17	KADAM SONAL SANDEEP
18	POWADE UTKARSHA PRAKASH
19	PAWAR ASTHA PRADEEP
20	JADHAV MANASVI PARASHRAM
21	KINI KRUTIKA ARUN
22	PASI DIVYA PRAMOD
23	SHREYA NAIKWADI
24	SAKPAL AKANKSHA RAJENDRA
25	GAIKWAD SAUNDARYA RAMESH
26	SHARMA SHEFALI JANARDAN
27	NANDVATE ANUJA KUNDLIK
28	SURAJ PRABHU ANDHALE
29	JAGDALE PRATHAMESH RAJENDRA
30	CHALKE PRIYA MAHADEV
31	KENI MANASI BHAGWAN
32	PATIL GAURI AJIT
33	VANKHANDE DIKSHA SHIVAPPA
34	MALI RUSHIKA NANDKUMAR
35	GHOSALKAR JANHAVI JAYESH
36	SABALE VAISHNAVI AJAY
37	MANDAL SANJANA RAVINDRANATH
38	PHATKE SAKSHI PRATAP
39	VYAVAHARE PRACHI SHIVAJI
40	DHAVALSHANKH RAJNANDINI HANUMANT



(Handwritten signature)

SHIVTEJ AROGYA SEVA SANSTHA'S




YOGITA DENTAL COLLEGE AND HOSPITAL

REGD.NO.MAH/F/-1588/RATNAGIRI

(Recognized by Dental Council of India, New Delhi & Affiliated to Maharashtra University of Health Science, Nashik)

41	KOKARE VAISHNAVI SIDDHESHWAR
42	DHAWADE SEJAL RAMDAS
43	JADHAV SHRAVANI RAMESH
44	JAGTAP PRERANA SANJAY
45	DEHADE ARCHANA HEMANT
46	BANSODE NEHA ANIL
47	PAITHANE RUTUJA RAJKUMAR
48	GIRI SHREYA SHUBHRAJ
49	CHOPADE VISHWAJYOTI YASHWANT
50	SHIRSAT RUCHITA BHOURAV
51	GUNDAGE SANSKRUTI SANJAY
52	MOHITE RADHA SUNIL
53	KAMBLE PRADNYA SURESH
54	CHILWANT SHUBHAM KALYAN
55	PATIL PRAJAKTA PRADIP
56	SURYAVANSHI RUNAL DINESH
57	GAIKAWAD AKSHAYI VAIBHAV
58	RATHOD VAIBHAVI JAYSING
59	VEDANTI DATTATRAY RAUT
60	NAVLU SANSKRUTI PRAKASH
61	MORE MRUDULA MAHESH
62	MAHALE SUNNY MANOHAR
63	KAMBLE SHWETA SHRIKANT
64	KAMBLE SANSKRUTI KISHOR
65	ARDALKAR AVANTIKA VASANT
66	BHOIR ISHA RAMESH
67	SALAGARE SAHIL RAJESH
68	DEORUKHKAR TANVI JAGJEEVAN
69	ADIVAREKAR ARYA VIDYADHAR
70	MOMIN ZAVERIYA RIZWAN
71	DALBHANJAN VAIDEHI DILIP
72	ARYA MOHAN BANDAL
73	KENE AVISHKA ADESH
74	DASGAONKAR MRUNAL MANOJ
75	MARDHEKAR JUI CHANDRASHEKHAR
76	WAYDANDE SAKSHI SAYAJIRAO
77	SAWANT BHAWIK RAJAT
78	AYESHA MUFASSIR KHALIFE
79	SHAIKH AWAIS SADIQUE
80	SALVI SHRADDHA VIJAY
81	JADHAV KHUSHI ADHIK
82	MOOSA RAHILA ABDUL RAZZAK
83	MOMIN LISA ZAKI



SHIVTEJ AROGYA SEVA SANSTHA'S




YOGITA DENTAL COLLEGE AND HOSPITAL

REGD.NO.MAH/F/-1588/RATNAGIRI

(Recognized by Dental Council of India, New Delhi & Affiliated to Maharashtra University of Health Science, Nashik)

84	VHATKAR SIDDHI SACHIN
85	PATIL PRATIK RAVINDRA
86	PATIL TANISHA ANANT
87	DESAI KANAK KONARK
88	PAWAR AVDHOOT SANJEEV
89	KHARATKAR DIVYA SURESH
90	MHATRE SHRUTI SAMIR
91	GHARAT MEDHAWINI DILIP
92	SANKPAL TANVI SATISH
93	BUCHADE ANUJA VILAS
94	WAGHMODE SAKSHI BHAUSAHEB
95	SONAVANE SANCHI SURESH
96	BARGAJE AKANKSHA BHANUDAS
97	GHAGARE SANIKA SANJAYKUMAR
98	NARWATE PRATIKSHA UMAKANT
99	MHETRE ANJALI BALAJI



SHIVTEJ AROGYA SEVA SANSTHA'S




YOGITA DENTAL COLLEGE AND HOSPITAL

REGD NO. MAH/F/-1588/RATNAGIRI

(Recognized by Dental Council of India, New Delhi & Affiliated to Maharashtra University of Health Science, Nashik)

Yogita Dental College and Hospital, Khed	
3 rd Year BDS 2023-24	
Sr. No.	STUDENTS NAME
1	DALVI SAKSHAT GAJANAN
2	JADHAV DISHA YOGESH
3	TANDEL SANJANA BHUPENDRA
4	SAKPAL SAKSHI RAJENDRA
5	KAMBLE BHAGYASHREE PRAKASH
6	MANE CHIRANJITA PRAKASH
7	JADHAV KALPANA RATNAKAR
8	PANKAJKUMAR SHINDE
9	BHOSALE SARAH MANSING
10	OMBASE ANUSHKA AJIT
11	MANAGAVE RUTUJA ARUN
12	CHOUTMAL KRANTI PANDITRAO
13	PATIL BHUSHAN BALASO
14	KHARE VANASHRI MAROTRAO
15	TEWALE MINAL RAJESH
16	JAGTAP AKANKSHA KALYAN
17	BAIG UMAIMA JAMIL
18	JADHAV JANHAVI RAJENDRA
19	BHOSALE RAHUL MOHAN
20	ANANDE NAMRATA AVINASH
21	JINDE SHREYA DILIP
22	METKARI SONALI LAXMAN
23	RATHOD PRIYANKA MAHESH
24	RATHOD LEEPIKA SANJAY
25	DHANAWADE ARATI BALASO
26	SONAWANE DNYANDEEP GANGADHAR
27	PHADATARE SAGAR VINOD
28	YADAV ANJALI SURESH
29	WATHORE ROSHANI DEVENDRA
30	SABALE SARTHAK ARUN
31	CHARLIKAR KHUSHBU HARIDAS
32	ROHINI RAJARAM MALI
33	PINJARI ALFEJ ZAKIRHUSEN
34	KHEDEKAR MUGDHA RAMDAS
35	RADHA UMESH KUMAWAT
36	SHINDE VAISHNAVI KISHOR
37	SAWALKAR ANURADHA RATNAKAR
38	BANSOD VISHAL KAILASH
39	PATOLE MRUNAL AMAR
40	JADHAV SAVITA SHAHADEO



SHIVTEJ AROGYA SEVA SANSTHA'S




YOGITA DENTAL COLLEGE AND HOSPITAL

REGD.NO.MAH/F/-1588/RATNAGIRI

(Recognized by Dental Council of India, New Delhi & Affiliated to Maharashtra University of Health Science, Nashik)

41	JOSHI SHARVARI MANOJ
42	MORE NISHTHA UMESH
43	LAWATE DIPAK DASHARATH
44	NILAM NAMDEO SHELKE
45	SHRADDHA WALDE
46	DANDADE SWARALI VIJAY
47	PANCHAL SHIVANI RAJU
48	RUTU AKASH PAWANARKAR
49	PATIL NEHA RAJENDRA
50	WAGH POOJA PRAVIN
51	RODRIGUES STEFFY MANVEL
52	KAMBLE SAMARPIKA SUDHIR
53	YADAV TANVI AJIT
54	RAWALE SUMEDH VIJAY
55	CHIGARE UTKARSHA SANJAY
56	RAO AISHWARYA SETHUMADHAV
57	MORE MAYUR CHINTAMAN
58	DHANORKAR KSHITIJA SAMBHAJI
59	RIDDHI SHARMA
60	DALVI SHRUTI NITYANAND
61	JADHAV SANIYA SHANKAR
62	ANSARI MUNTAHA MUJAHID
63	SASANE SHRUTI NITIN
64	PAWAR SHREYAS RAMESH
65	JOSHI SHRAVANI KAUSTUBH
66	MORE NIKITA NITIN
67	DHAVALA MRUNAL JAYDEEP
68	DESHMUKH BHAKTI SATISH
69	BHAYDE KAPIL SANDEEP
70	NIVSEKAR FIZA SHAKIL
71	KOREKAR MAYURI SURESH
72	JADHAV SAYALI GANESH
73	RAORANE SAMIKSHA ATUL
74	GAWADE SAKSHI PARASHRAM
75	POLAJI PRADNYA VISHRAM
76	DINDE RUTURAJ SARDAR
77	KONDEVILKAR RUCHA NARESH
78	KAMBLE PRATIKSHA VIDYADHAR
79	GHULE AKANSHA POPAT
80	BORAGE PRATHAMESH MARUTI
81	RAUT KETAN DATTATRAY
82	MAHAJAN SANIYA SANJIV
83	SURYAWANSHI HARSHADA SHIVAJI



SHIVTEJ AROGYA SEVA SANSTHA'S




YOGITA DENTAL COLLEGE AND HOSPITAL

REGD NO. MAH/F/-1588/RATNAGIRI

(Recognized by Dental Council of India, New Delhi & Affiliated to Maharashtra University of Health Science, Nashik)

84	VHORKATE RUSHIKESH VIJAY
85	MURKAR SNEHAL SUNIL
86	PATIL SEJAL REJENDRA
87	ANSURKAR SEJAL DNYANESHWAR
88	CHAVAN VAISHNAVI SANJAY
89	MALANDKAR SHRUTI ABHINANDAN
90	SIRKHOT FARIHA FAIZ
91	VISHE JANHAVI RAJENDRA
92	TODKAR PARMESHWAR POPAT
93	VADE SUNIDHI SURENDRA
94	MAHADIK SHRAVANI PURUSHOTTAM
95	YEDAVE TEJAS SANJAY
96	MHATRE JANHAVI PRASANNA
97	RAJPUROHIT DEVENDRASINGH GOVINDSINGH
98	CHANDIVADE SANIYA DEEPAK
99	HONEY NITIN SHAH
100	CHAVAN PRATIK SUNIL
101	SUPEKAR MRUNMAYI DINESH



SHIVTEJ AROGYA SEVA SANSTHA'S




YOGITA DENTAL COLLEGE AND HOSPITAL

REGD.NO.MAH F/-1588/RATNAGIRI

(Recognized by Dental Council of India, New Delhi & Affiliated to Maharashtra University of Health Science, Nashik)

Yogita Dental College and Hospital, Khed	
4 th Year BDS 2023-24	
Sr. No.	STUDENTS NAME
1	YASH KISHORE CHARODE
2	MASKE TRUPTI PRAKASH
3	HARSHALA MAHESH MHATRE
4	NISHANT SANTOSH REDIJ
5	MUNANKAR ANUSHKA ANAND
6	ANJALI RAJENDRA JADHAV
7	SHREYA SUNIL KOWE
8	GANGAVANE OM MADHUKAR
9	DANIYAL SHAIKH SHAKIL AHMED BAGWAN
10	KAMBLE ABHIJEET GAUTAM
11	SAKSHI PARMESHWAR YADAV
12	BHAVAR MAYUR KASHINATH
13	SALUNKHE ADITYA SANJAY
14	NETKE PIYUSH YUVRAJ
15	JOGDAND DIKSHA KANTILAL
16	PRATIKSHA MOHAN KSHIRSAGAR
17	GOTARNE PUSHPAK DILIP
18	ROHAN RAMCHANDRA NALAWADE
19	GAJHANS SRUSHTI VIJAY
20	DIGVIJAYSINH CHANDRASHEKHAR THUBE
21	SARA PRASHANT KAMAT
22	SHENDRE ADITI DILIP
23	TEJAS SANJAY DESAI
24	FEGADE ANURAJ ASHOK
25	PRACHI UMESH BENDRE
26	MUNDE MUKTAI VASUDEO
27	RUMEEMA ABDUL RAHIM JALGAONKAR
28	SIDDHI SATYAVAN TIVREKAR
29	KHUSHI PRASAD WAGLE
30	SAMIDHA BHASKAR MORE
31	PRAJAKTA PRAVIN PATEKARI
32	GHULE VRUSHALI SUBHASHRAO
33	SAMIKSHA SANJAY DARADE
34	VISHAL SANDESH GHANEKAR
35	HRUSHABH RAVINDRA TOPKAR
36	PRATIKSHA VIJAY PAWAR
37	VAISHNAVI SURENDRA NARVEKAR
38	YASHODA KISAN ADGALE
39	KADAM MANSI VILAS
40	SONAM SHRIKANT PAWAR



SHIVTEJ AROGYA SEVA SANSTHA'S




YOGITA DENTAL COLLEGE AND HOSPITAL

REGD.NO.MAH/F/-1588/RATNAGIRI

(Recognized by Dental Council of India, New Delhi & Affiliated to Maharashtra University of Health Science, Nashik)

41	DHANASHREE BHASKAR PAWAR
42	KOMAL SANJAY SAWATE
43	SOWMIYA KESAVAN MUDALIYAR
44	SAKSHI SHAILESH PADGILWAR
45	KAMERKAR ALISHA ARVIND
46	ASHWINI SHAMLAL DHAWLE
47	KSHITIJA AJIT BAGI
48	VIDHI SANJAY PAWAR
49	PRIYANKA LAXMAN SHELAKHE
50	MUGDHA MAHADEO SALUNKE
51	PRANAY PRAKASH MISAL
52	PIYUSH UDAY MOKAL
53	SHAIKH ARSHAD AHAMAD
54	DHANASHRI MORE BAPU
55	PRAJAKTA RAGHUNATH SUTAR
56	SAKSHI RAMCHANDRA METAKARI
57	RUKSHAR A REHMAN PARKAR
58	LAKHAN KSHITIJA JAYWANT
59	KHAN MANTASHA ABUTALIB
60	LAD SHAMIKA SANTOSH
61	ROKADE AMRAPALI RAJKUMAR
62	KHAKHE PRAJAKTA KESHAV
63	CHENAGE ATHARV BASAWESHWAR
64	SADICHHA MANOHAR KAMBLE
65	VANMORE VIBHA VITTHAL
66	RATHOD MOHINI CHANDRAKANT
67	BHARGAVI SANJAY LOKHANDE
68	RUPALI TEJIRAM MADANE
69	MHASKAR JASEEBA AZEEM
70	VARAK ROHIT RAMA
71	KAMBLE NEHA KISHOR
72	SAKSHI SHAHAJI CHORAMALE
73	KAWADE RUTUJA VIJAY
74	SOUNDARY TALKAR SANJAY
75	MALVI ANUJA SANTOSH
76	SALVI PRANAV PRADIP
77	KHARDE KESHAV RAVINDRA
78	PALLAVI RAVINDRA BRAMHADANDE
79	JAMBHULKAR ASHLESHA ANANDKUMAR
80	AACHAL AMBADAS HEDE
81	CHAVAN AJGOURI GOVARDHAN
82	GREESHMA VILAS DANDGE
83	PRERANA SANTOSH BHARTI



SHIVTEJ AROGYA SEVA SANSTHA'S




YOGITA DENTAL COLLEGE AND HOSPITAL

REGD.NO.MAH/F/-1588/RATNAGIRI

(Recognized by Dental Council of India, New Delhi & Affiliated to Maharashtra University of Health Science, Nashik)

84	RABADE SHIVAM JOHARLAL
85	SABLE HARSHAD DNYANDEV
86	TAMBOLI MISBAH MAHEMOOD
87	GHUGARE RUSHIKESH RAJKUMAR
88	KAMBLE SAURABH BALASAHEB
89	KOWE SHREYA SUNIL
90	SINGH HEMLATA BHAGWAN
91	ASHWINI MAHADEV GHULE
92	SAMIDHA SUDESH BERDE
93	UNNATI VENKATESH UKEY
94	SETVI SHAH DEEPAK
95	DOIFODE APEKSHA ARUN
96	DALVI KAVITA DATTATRAYA
97	SONUNE KOMAL PANDHARINATH
98	MHASKAR TAZMIN SAMIR
99	HARSHAL RAUT BANDU
100	DHAPSE TUSHAR SANJIV
101	TODASE NIKHIL JAYANT
102	BHISE PRATHAMESH VILAS
103	GEDAM CHETAN DIGAMBAR
104	PATVEKAR NIKHAT SAMEER
105	SONAWALKAR SNEHAL NANASAHEB



SHIVTEJ AROGYA SEVA SANSTHA'S




YOGITA DENTAL COLLEGE AND HOSPITAL

REGD.NO.MAH/F/-1588/RATNAGIRI

(Recognized by Dental Council of India, New Delhi & Affiliated to Maharashtra University of Health Science, Nashik)

Yogita Dental College and Hospital, Khed	
Interns 2023-24	
Sr. No.	STUDENTS NAME
1	AMIN NITIN VASU
2	BALE VINAYA SATYANARAYAN
3	BEBAL NIDA BILAL
4	BHAMARE SHIVANI AJIT
5	BHANUSE SHREYA VIJAY
6	BUCHADE ABHISHEK RAJU
7	CHAURE SANKET DHARMARAJ
8	DANDGAVAL PALLAVI SHAMRAO
9	DESAI ANISHA BALKRISHNA
10	DEVLEKAR TRUPTI KAILASH
11	DEVRUHKAR VAISHNAVI MUKUND
12	DHANSE MUSKAN MUKHTAR
13	DHOBE ADITYA BHAUSAHEB
14	DHOTRE KAUSHIKA NITIN
15	GAIKWAD VAISHNAVI NANDKUMAR
16	GARANDE ADHOKSHAJ APPA
17	GAWAI SUKESHINI ASHOK
18	GHADAGE SIDDHI PRADIP
19	GHAMANDE PRITHVI RAJU
20	GORALE SHWETA BHURAO
21	GORIVALE NEHA DIPAK
22	HAMDULAY SAAD DAWOOD
23	HANKARE RESHMA SHANKAR
24	JADHAV AAKANKSHA ANIL
25	JADYAL SAMRIDDHI ANIL
26	KAKAD JANHAVI RAJESH
27	KAMBLE ASHWINI JITENDRA
28	KAMBLE KOMAL KUMAR
29	KAWAR HEMLATA KALYAN
30	KHACHE HINAN ABDUL JALIL
31	KHAN MARIAM SHIRAZ
32	KHAN UMAIR MOHD TARIQUE
33	KHANDELOT ANUSHKA RAJENDRA
34	KHANJODE RUCHA DAYANAND
35	KHATIB UMAINA SHABBIR
36	KHOT SAYALI BABAN
37	KINI APURVA SUNIL
38	MAHURE LUCKY DILIPRAO
39	MANDAL RITIKA BHUPESH
40	MANDLEKAR SANIYA JAMEEL



SHIVTEJ AROGYA SEVA SANSTHA'S




YOGITA DENTAL COLLEGE AND HOSPITAL

REGD.NO.MAH/F/-1588/RATNAGIRI

(Recognized by Dental Council of India, New Delhi & Affiliated to Maharashtra University of Health Science, Nashik)

41	MANE DIVYA MARUTI
42	MANER SIDDIK SURAJ
43	METAKARI LAXMAN SHIVAJI
44	MHATRE SARANG BHIMSEN
45	MISAL SHUBHANGI RAJU
46	MOHD MONIS MEHER ALAM ANSARI
47	MOHITE PRAJAKTA BHARAT
48	MORE KETKI MANOJ
49	MORE RUTUJA PRABHAKAR
50	MULANI MUSKAN AJAMUDDIN
51	MULE MANASI RAJESH
52	NARKHEDE MRUNAL MANOHAR
53	NIKALJE SHITAL GAJANAN
54	NUPNAR NIKHIL RAMESH
55	OHAL RUTUJA MAHENDRA
56	PARULEKAR MAYUREE AVINASH
57	PATIL BINDIYA ISHVARAJ
58	PATIL JULI AVINASH
59	PATIL MAHENDRALAL ATMARAM
60	PATIL MRUNMAI PRAKASH
61	PATIL PRASAD RAOSAHEB
62	PATIL RUTUJA RAJARAM
63	PATIL SAKSHI NISHIKANT
64	PATIL SEJAL UDDHAV
65	PAWAR DHIRAJ VILAS
66	PAWAR SAMIKSHA CHANDRASHEKHAR
67	PISE AKSHATA PANDURANG
68	RAMGIRI SAIRAAJ GOPAL
69	RAMTEKE BHAGYASHREE JAGDISH
70	RATHOD GAURI KISHOR
71	RATHOD MAYURI SHRAVAN
72	RATHOD RAVINDRA CHANAPPA
73	RAVLELU MANSI MAHESH
74	ROKADE PRAJAKTA SHAHAJI
75	SAIL SIDDHI MAHESH
76	SALVE PRAJYOT CHANGDEO
77	SAMBAR CHETAN DEVRAM
78	SARWADE SHRESTHI UTTAM
79	SAWANT BRAMHEYA RAJAN
80	SHAIKH SUHAIB AHMAD
81	SHELAKI NAMRATA DNYANESHWAR
82	SHETYE ANUSHKA CHANDRASHEKHAR
83	SINGH RAJNANDINI AJAY KUMAR



SHIVTEJ AROGYA SEVA SANSTHA'S




YOGITA DENTAL COLLEGE AND HOSPITAL

REGD.NO.MAH/F/-1588/RATNAGIRI

(Recognized by Dental Council of India, New Delhi & Affiliated to Maharashtra University of Health Science, Nashik)

84	THANEKAR ABHISHEKH BHIMRAO
85	THORAT DIGVIJAY DATTATRAY
86	TIDKE MAYURI SURYAKANT
87	UGALE AVINASH ASHOK
88	VALVI SNEHAL RAVINDRA
89	VARDHE RUJUTA SHAIENDRA
90	VATHARKAR TUSHAR SURESH
91	VELDANDI NITIN RAVINDAR
92	WAKODE KOMAL TULSHIDAS
93	YEWALE BHAGVAT SHAHAJI
94	BUGE SHARAYU BALASAHEB
95	PALUMPALLE TUSHAR EKNATH
96	PATEL HUMERA MOHAMMADATIQUE



SHIVTEJ AROGYA SEVA SANSTHA'S



YOGITA DENTAL COLLEGE AND
HOSPITAL


REGD.NO.MAH/F/-1588/RATNAGIRI

(Recognized by Dental Council of India, New Delhi & Affiliated to Maharashtra University of Health Science, Nashik)

LIST OF PG STUDENTS BENEFITTED IN 1ST YEAR PRECLINICAL PERIODONTOLOGY

2023-2024

Sr. No	Name
1.	Neha Bisht
2.	Khushi Agarwal



SHIVTEJ AROGYA SEVA SANSTHA'S



YOGITA DENTAL COLLEGE AND
HOSPITAL


REGD.NO.MAH/F/-1588/RATNAGIRI

(Recognized by Dental Council of India, New Delhi & Affiliated to Maharashtra University of Health Science, Nashik)

LIST OF PG STUDENTS BENEFITTED IN 1ST YEAR PRECLINICAL ORTHODONTICS

2023-2024

Sr. No	Name
1.	Anjali Kamble
2.	Nimisha Phatak
3.	Krishna Shah



SHIVTEJ AROGYA SEVA SANSTHA'S



YOGITA DENTAL COLLEGE AND
HOSPITAL


REGD.NO.MAH/F/-1588/RATNAGIRI

(Recognized by Dental Council of India, New Delhi & Affiliated to Maharashtra University of Health Science, Nashik)

LIST OF PG STUDENTS BENEFITTED IN 1ST YEAR PRECLINICAL CONSERVATIVE DENTISTRY AND ENDODONTICS

2023-2024

Sr. No	Name
1.	Sharvari Kulkarni
2.	Priyanka Bhore
3.	Mahendra Ghodge



SHIVTEJ AROGYA SEVA SANSTHA'S



YOGITA DENTAL COLLEGE AND
HOSPITAL


REGD.NO.MAH/F/-1588/RATNAGIRI

(Recognized by Dental Council of India, New Delhi & Affiliated to Maharashtra University of Health Science, Nashik)

LIST OF PG STUDENTS BENEFITTED IN 1ST YEAR PRECLINICAL PROSTHODONTICS AND CROWN AND BRIDGE

2023-2024

Sr. No	Name
1.	Yash Bhanushali
2.	Sayali Bhojane
3.	Pratiksha Thool



SHIVTEJ AROGYA SEVA SANSTHA'S



YOGITA DENTAL COLLEGE AND
HOSPITAL

REGD.NO.MAH/F/-1588/RATNAGIRI

(Recognized by Dental Council of India, New Delhi & Affiliated to Maharashtra University of Health Science, Nashik)

LIST OF PG STUDENTS BENEFITTED IN 1ST YEAR PRECLINICAL PEDODONTICS

2023-2024

Sr. No	Name
1.	Tanvi Kumbhar
2.	Shriya Khatu
3.	Sneha Redij

